

Summary Results Report
TX Calhoun County Primary
March 5, 2024

UNOFFICIAL RESULTS

Calhoun County

Statistics	TOTAL	Absentee	Early Voting
Absentee/ Early Precincts Reporting	11 of 11	11	11
Registered Voters - Total	12,977		
Ballots Cast - Republican Party	1,742	29	1,713
Ballots Cast - Democratic Party	131	17	114

Summary Results Report
TX Calhoun County Primary
March 5, 2024

UNOFFICIAL RESULTS

Calhoun County

REP President

Vote For 1

	TOTAL	VOTE %	Absentee	Early Voting
Vivek Ramaswamy	11	0.66%	2	9
David Stuckenberg	3	0.18%	0	3
Asa Hutchinson	10	0.60%	0	10
Nikki Haley	237	14.29%	4	233
Ron DeSantis	31	1.87%	1	30
Donald J. Trump	1,277	76.97%	17	1,260
Chris Christie	14	0.84%	0	14
Ryan L. Binkley	2	0.12%	0	2
Uncommitted	74	4.46%	3	71

REP US Senator

Vote For 1

	TOTAL	VOTE %	Absentee	Early Voting
Ted Cruz	1,323	82.43%	20	1,303
R E (Rufus) Lopez	168	10.47%	6	162
Holland "Redd" Gibson	114	7.10%	1	113

REP US Representative, Dist 27

Vote For 1

	TOTAL	VOTE %	Absentee	Early Voting
Scott Mandel	153	9.66%	4	149
Chris Mapp	241	15.21%	1	240
Luis A. Espindola	189	11.93%	5	184
Michael Cloud	1,001	63.19%	16	985

REP Railroad Commissioner

Vote For 1

	TOTAL	VOTE %	Absentee	Early Voting
James "Jim" Matlock	541	39.15%	6	535
Corey Howell	123	8.90%	0	123
Christi Craddick	405	29.31%	7	398
Christie Clark	131	9.48%	3	128
Petra Reyes	182	13.17%	5	177

REP Justice, Supreme Court, PI 2

Vote For 1

	TOTAL	VOTE %	Absentee	Early Voting
Jimmy Blacklock	1,222	100.00%	16	1,206

REP Justice, Supreme Court, PI 4

Vote For 1

	TOTAL	VOTE %	Absentee	Early Voting
John Devine	556	43.92%	6	550
Brian Walker	710	56.08%	9	701

Summary Results Report
TX Calhoun County Primary
March 5, 2024

UNOFFICIAL RESULTS

Calhoun County

REP Justice, Supreme Court, PI 6

Vote For 1

	TOTAL	VOTE %	Absentee	Early Voting
Jane Bland	1,210	100.00%	14	1,196

REP Presiding Judge, Ct of Crim App

Vote For 1

	TOTAL	VOTE %	Absentee	Early Voting
David J. Schenck	702	54.29%	5	697
Sharon Keller	591	45.71%	10	581

REP Judge, Ct of Crim App, PI 7

Vote For 1

	TOTAL	VOTE %	Absentee	Early Voting
Barbara Parker Hervey	653	51.74%	1	652
Gina Parker	609	48.26%	12	597

REP Judge, Ct of Crim App, PI 8

Vote For 1

	TOTAL	VOTE %	Absentee	Early Voting
Michelle Slaughter	806	62.05%	8	798
Lee Finley	493	37.95%	6	487

REP State Representative, Dist 43

Vote For 1

	TOTAL	VOTE %	Absentee	Early Voting
J.M. Lozano	1,153	100.00%	17	1,136

REP Chief Justice, 13th Ct of App Dist

Vote For 1

	TOTAL	VOTE %	Absentee	Early Voting
Jaime Tijerina	1,169	100.00%	16	1,153

REP Justice, 13th Ct of App Dist, PI 2

Vote For 1

	TOTAL	VOTE %	Absentee	Early Voting
Jenny Cron	1,158	100.00%	17	1,141

REP Justice, 13th Ct of App Dist, PI 4

Vote For 1

	TOTAL	VOTE %	Absentee	Early Voting
Ysmael D. Fonseca	1,144	100.00%	15	1,129

REP Justice, 13th Ct of App Dist, PI 5

Vote For 1

	TOTAL	VOTE %	Absentee	Early Voting
Jon West	1,163	100.00%	18	1,145

Summary Results Report
TX Calhoun County Primary
March 5, 2024

UNOFFICIAL RESULTS

Calhoun County

REP Dist Judge, 24th Judicial Dist

Vote For 1

	TOTAL	VOTE %	Absentee	Early Voting
Lisa Harvey Moore	1,179	100.00%	18	1,161

REP Dist Judge, 135th Judicial Dist

Vote For 1

	TOTAL	VOTE %	Absentee	Early Voting
Kemper Stephen Williams	1,205	100.00%	19	1,186

REP Sheriff

Vote For 1

	TOTAL	VOTE %	Absentee	Early Voting
Steve De La Cruz	264	15.38%	8	256
Jason Boyd	521	30.36%	5	516
Bobbie Vickery	931	54.25%	15	916

REP County Tax Assessor-Collector

Vote For 1

	TOTAL	VOTE %	Absentee	Early Voting
Azalia Sally Bonuz	678	43.27%	14	664
Mark Howell	468	29.87%	3	465
Tracey Johnson	421	26.87%	7	414

REP County Commissioner Pct 1

Vote For 1

	TOTAL	VOTE %	Absentee	Early Voting
David Hall	269	100.00%	4	265

REP County Commissioner Pct 3

Vote For 1

	TOTAL	VOTE %	Absentee	Early Voting
Joel M. Behrens	365	100.00%	5	360

REP Constable Pct 1

Vote For 1

	TOTAL	VOTE %	Absentee	Early Voting
Tyrone Harris	266	100.00%	3	263

REP Constable Pct 2

Vote For 1

	TOTAL	VOTE %	Absentee	Early Voting
William "Billy" Billings	405	100.00%	9	396

REP Constable Pct 3

Vote For 1

	TOTAL	VOTE %	Absentee	Early Voting
Adam Vickery	355	100.00%	3	352

Summary Results Report
TX Calhoun County Primary
March 5, 2024

UNOFFICIAL RESULTS

Calhoun County

REP Constable Pct 4

Vote For 1

	TOTAL	VOTE %	Absentee	Early Voting
Kevin Koliba	173	64.79% <div><div></div></div>	4	169
Louis E Warren	94	35.21% <div><div></div></div>	3	91

REP Constable Precinct 5

Vote For 1

	TOTAL	VOTE %	Absentee	Early Voting
David J. Thomas	47	41.59% <div><div></div></div>	0	47
David A. Cleveland	32	28.32% <div><div></div></div>	0	32
Chelsi Holt	34	30.09% <div><div></div></div>	0	34

REP County Chair

Vote For 1

	TOTAL	VOTE %	Absentee	Early Voting
Russell Cain	1,365	100.00% <div><div></div></div>	20	1,345

REP Proposition 1

Vote For 1

	TOTAL	VOTE %	Absentee	Early Voting
YES	1,352	83.87% <div><div></div></div>	22	1,330
NO	260	16.13% <div><div></div></div>	2	258

REP Proposition 2

Vote For 1

	TOTAL	VOTE %	Absentee	Early Voting
YES	1,458	89.34% <div><div></div></div>	20	1,438
NO	174	10.66% <div><div></div></div>	7	167

REP Proposition 3

Vote For 1

	TOTAL	VOTE %	Absentee	Early Voting
YES	1,442	89.01% <div><div></div></div>	24	1,418
NO	178	10.99% <div><div></div></div>	3	175

REP Proposition 4

Vote For 1

	TOTAL	VOTE %	Absentee	Early Voting
YES	1,335	82.61% <div><div></div></div>	24	1,311
NO	281	17.39% <div><div></div></div>	3	278

REP Proposition 5

Vote For 1

	TOTAL	VOTE %	Absentee	Early Voting
YES	1,309	81.35% <div><div></div></div>	20	1,289
NO	300	18.65% <div><div></div></div>	6	294



Summary Results Report
TX Calhoun County Primary
March 5, 2024

UNOFFICIAL RESULTS

Calhoun County



REP Proposition 6

Vote For 1

	TOTAL	VOTE %	Absentee	Early Voting
YES	1,368	85.61% 	23	1,345
NO	230	14.39% 	4	226



REP Proposition 7

Vote For 1

	TOTAL	VOTE %	Absentee	Early Voting
YES	1,171	78.33% 	14	1,157
NO	324	21.67% 	7	317



REP Proposition 8

Vote For 1

	TOTAL	VOTE %	Absentee	Early Voting
YES	1,482	91.48% 	22	1,460
NO	138	8.52% 	5	133



REP Proposition 9

Vote For 1

	TOTAL	VOTE %	Absentee	Early Voting
YES	1,011	63.19% 	15	996
NO	589	36.81% 	12	577



REP Proposition 10

Vote For 1

	TOTAL	VOTE %	Absentee	Early Voting
YES	1,451	90.80% 	25	1,426
NO	147	9.20% 	2	145



REP Proposition 11

Vote For 1

	TOTAL	VOTE %	Absentee	Early Voting
YES	1,363	83.57% 	19	1,344
NO	268	16.43% 	8	260



REP Proposition 12

Vote For 1

	TOTAL	VOTE %	Absentee	Early Voting
YES	1,584	96.35% 	26	1,558
NO	60	3.65% 	1	59

REP Proposition 13

Vote For 1

	TOTAL	VOTE %	Absentee	Early Voting
YES	1,561	95.30% 	27	1,534
NO	77	4.70% 	0	77

Summary Results Report
TX Calhoun County Primary
March 5, 2024

UNOFFICIAL RESULTS

Calhoun County

DEM President

Vote For 1

	TOTAL	VOTE %	Absentee	Early Voting
Dean Phillips	4	3.25%	1	3
Armando "Mando" Perez-Serrato	9	7.32%	1	8
Star Locke	0	0.00%	0	0
Cenk Uygur	0	0.00%	0	0
Joseph R. Biden Jr.	101	82.11%	12	89
Frankie Lozada	2	1.63%	0	2
Gabriel A. Cornejo	2	1.63%	1	1
Marianne Williamson	5	4.06%	1	4

DEM US Senator

Vote For 1

	TOTAL	VOTE %	Absentee	Early Voting
Meri Gomez	11	8.87%	0	11
Roland Gutierrez	26	20.97%	6	20
Thierry Tchenko	4	3.23%	1	3
Heli Rodriguez Prilliman	5	4.03%	0	5
A. "Robert" Hassan	1	0.81%	0	1
Mark Gonzalez	12	9.68%	2	10
Carl Oscar Sherman	4	3.23%	0	4
Colin Allred	59	47.58%	7	52
Steven J. Keough	2	1.61%	0	2

DEM US Representative, Dist 27

Vote For 1

	TOTAL	VOTE %	Absentee	Early Voting
Tanya Lloyd	71	59.66%	12	59
Anthony (A.J.) Tristan	48	40.34%	4	44

DEM Railroad Commissioner

Vote For 1

	TOTAL	VOTE %	Absentee	Early Voting
Katherine Culbert	94	78.33%	12	82
Bill Burch	26	21.67%	4	22

DEM Justice, Supreme Court, PI 2

Vote For 1

	TOTAL	VOTE %	Absentee	Early Voting
DaSean Jones	71	60.17%	8	63
Randy Sarosdy	47	39.83%	8	39

DEM Justice, Supreme Court, PI 4

Vote For 1

	TOTAL	VOTE %	Absentee	Early Voting
Christine Vinh Weems	108	100.00%	16	92

Summary Results Report
TX Calhoun County Primary
March 5, 2024

UNOFFICIAL RESULTS

Calhoun County

DEM Justice, Supreme Court, PI 6

Vote For 1

	TOTAL	VOTE %	Absentee	Early Voting
Joe Pool	38	32.76% <div><div></div></div>	3	35
Bonnie Lee Goldstein	78	67.24% <div><div></div></div>	11	67

DEM Presiding Judge, Ct of Crim App

Vote For 1

	TOTAL	VOTE %	Absentee	Early Voting
Holly Taylor	111	100.00% <div><div></div></div>	16	95

DEM Judge, Ct of Crim App, PI 7

Vote For 1

	TOTAL	VOTE %	Absentee	Early Voting
Nancy Mulder	112	100.00% <div><div></div></div>	15	97

DEM Judge, Ct of Crim App, PI 8

Vote For 1

	TOTAL	VOTE %	Absentee	Early Voting
Chika Anyiam	108	100.00% <div><div></div></div>	15	93

DEM State Representative, Dist 43

Vote For 1

	TOTAL	VOTE %	Absentee	Early Voting
Mariana Casarez	107	100.00% <div><div></div></div>	15	92

DEM Chief Justice, 13th Ct of App Dist

Vote For 1

	TOTAL	VOTE %	Absentee	Early Voting
Gina Benavides	110	100.00% <div><div></div></div>	16	94

DEM Justice, 13h Ct of App Dist, PI 2

Vote For 1

	TOTAL	VOTE %	Absentee	Early Voting
Nora Longoria	119	100.00% <div><div></div></div>	16	103

DEM Justice, 13h Ct of App Dist, PI 4

Vote For 1

	TOTAL	VOTE %	Absentee	Early Voting
Joe Martinez	114	100.00% <div><div></div></div>	16	98

DEM Justice, 13h Ct of App Dist, PI 5

Vote For 1

	TOTAL	VOTE %	Absentee	Early Voting
Regi Compian Richardson	109	100.00% <div><div></div></div>	15	94

DEM County Chair

Vote For 1

	TOTAL	VOTE %	Absentee	Early Voting
Brandelyn Wiser	110	100.00% <div><div></div></div>	15	95