

**MEMORIAL MEDICAL CENTER**

**COMMISSIONERS COURT APPROVAL LIST FOR ---February 28, 2024**

**TOTALS TO BE APPROVED - TRANSFERRED FROM ATTACHED PAGES**

|   |                        |   |
|---|------------------------|---|
| TOTAL PAYABLES, PAYROLL AND ELECTRONIC BANK PAYMENTS        | \$ 1,344,174.52        | ✓ |
| TOTAL TRANSFERS BETWEEN FUNDS                               | \$ 568,452.54          | ✓ |
| TOTAL NURSING HOME UPL EXPENSES                             | \$ 2,867,370.62        | ✓ |
| TOTAL INTER-GOVERNMENT TRANSFERS                            | \$ -                   |   |
| <b>GRAND TOTAL DISBURSEMENTS APPROVED February 28, 2024</b> | <b>\$ 4,779,997.68</b> | ✓ |

**APPROVED**

**FEB 28 2024**

**CALHOUN COUNTY  
COMMISSIONERS COURT**

**MEMORIAL MEDICAL CENTER**

**COMMISSIONERS COURT APPROVAL LIST FOR ---February 28, 2024**

**PAYABLES AND PAYROLL**

|           |   |            |
|-----------|---|------------|
| 2/22/2024 | Weekly Payables   | 698,697.15 |
| 2/26/2024 | Mutual of Omaha-insurance 3/1-3/31/24                               | 25,374.36  |
| 2/26/2024 | City of Port Lavaca-water   | 2,261.37   |
| 2/22/2024 | Cheyenne Nessa-payroll check to replace rejected ACI-               | 498.05     |
| 2/26/2024 | Evident-hardware/tech support                                       | 18,757.00  |
| 2/26/2024 | First Insurance Funding-Texas insurance hospital exchange-liability | 7,262.78   |
| 2/26/2024 | Sparklight-cable  | 141.36     |
| 2/26/2024 | McKesson-340B Prescription Expense                                  | 170.43     |
| 2/26/2024 | McKesson-340B Prescription Expense                                  | 4,320.05   |
| 2/26/2024 | Amerisource Bergen-340B Prescription Expense                        | 1,020.39   |
| 2/26/2024 | Amerisource Bergen-340B Prescription Expense                        | 983.60     |
| 2/26/2024 | Payroll Liabilities -Payroll Taxes                                  | 123,193.65 |
| 2/26/2024 | Payroll   | 383,820.49 |

**Prosperity Electronic Bank Payments**

|              |  |           |
|--------------|--|-----------|
| 2/12-2/15/24 | Credit Card & Lease Fees                     | 5,801.45  |
| 2/12-2/23/24 | Pay Plus-Patient Claims Processing Fee       | 342.57    |
| 2/26/2024    | 90 Degree Benefits-February premium payments | 69,566.30 |
| 2/26/2024    | Health Equity-HSA Contributions              | 1,392.83  |
| 2/16/2024    | ExpertPay- child support                     | 570.69    |

**TOTAL PAYABLES, PAYROLL AND ELECTRONIC BANK PAYMENTS** \$ 1,344,174.52

**TRANSFER BETWEEN FUNDS FROM MMC TO NURSING HOMES**

|           |  |            |
|-----------|--|------------|
| 2/22/2024 | MMC Operating to Ashford-correction of nursing home insurance and portion of QIPP payment deposited into MMC Operating                 | 84,028.28  |
| 2/22/2024 | MMC Operating to Solera-correction of nursing home portion of QIPP payment deposited into MMC Operating                                | 31,331.02  |
| 2/22/2024 | MMC Operating to Fort bend-correction of nursing home portion of QIPP payment deposited into MMC Operating                             | 33,565.59  |
| 2/22/2024 | MMC Operating to Broadmoor-correction of nursing home portion of QIPP payment deposited into MMC Operating                             | 38,931.28  |
| 2/22/2024 | MMC Operating to The Crescent-correction of nursing home portion of QIPP payment deposited into MMC Operating                          | 28,511.69  |
| 2/22/2024 | MMC Operating to Golden Creek Healthcare-correction of nursing home insurance and portion of QIPP payment deposited into MMC Operating | 163,270.86 |
| 2/22/2024 | MMC Operating to Gulf Pointe Plaza - correction of nursing home insurance payment and portion of QIPP deposited into MMC Operating     | 4,524.69   |
| 2/22/2024 | MMC Operating to Tuscany Village-correction of nursing home insurance and portion of QIPP payment deposited into MMC Operating         | 44,134.17  |
| 2/22/2024 | MMC Operating to Bethany-correction of nursing home insurance payment and portion of QIPP deposited into MMC Operating                 | 140,154.96 |

**TOTAL TRANSFERS BETWEEN FUNDS** \$ 568,452.54

**NURSING HOME UPL EXPENSES**

|           |                                   |              |
|-----------|-----------------------------------|--------------|
| 2/26/2024 | Nursing Home UPL-Cantex Transfer  | 1,383,770.40 |
| 2/26/2024 | Nursing Home UPL-Nexion Transfer  | 292,125.43   |
| 2/26/2024 | Nursing Home UPL-HMG Transfer     | 121,186.18   |
| 2/26/2024 | Nursing Home UPL-Tuscany Transfer | 386,183.37   |
| 2/26/2024 | Nursing Home UPL-HSL Transfer     | 492,176.19   |

**NURSING HOME BANK FEES**

|           |                               |       |
|-----------|-------------------------------|-------|
| 2/15/2023 | Ashford-Enhanced analysis fee | 98.33 |
| 2/15/2023 | Solera-Enhanced analysis fee  | 97.83 |

**QIPP CHECKS TO MMC**

|           |              |           |
|-----------|--------------|-----------|
| 2/26/2024 | Ashford      | 817.61    |
| 2/26/2024 | Broadmoor    | 330.24    |
| 2/26/2024 | Crescent     | 259.29    |
| 2/26/2024 | Fort Bend    | 307.32    |
| 2/26/2024 | Solera       | 245.26    |
| 2/26/2024 | Golden Creek | 71,896.17 |
| 2/26/2024 | Tuscany      | 534.17    |
| 2/26/2024 | Bethany      | 68,999.83 |

**TRANSFER OF FUNDS BETWEEN NURSING HOMES**

2/26/2024 Crescent to Tuscany -Tuscany insurance payment deposited into Crescent in error 48,343.00

**TOTAL NURSING HOME UPL EXPENSES \$ 2,867,370.62**

**TOTAL INTER-GOVERNMENT TRANSFERS \$ -**

**GRAND TOTAL DISBURSEMENTS APPROVED February 28, 2024 \$ 4,779,997.68**



MEMORIAL MEDICAL CENTER

AP Open Invoice List

0

ap\_open\_invoice.template

Due Dates Through: 03/15/2024

02/22/2024 BY THE COUNTY AUDITOR ON 4:30 PM FEB 22 2024 CALHOUN COUNTY TEXAS

Vendor# Vendor Name

11237 3WON, LLC

Class Pay Code

| Invoice# | Comment | Tran Dt   | Inv Dt    | Due Dt    | Check Dt | Pay | Gross  | Discount | No-Pay | Net    |
|----------|---------|-----------|-----------|-----------|----------|-----|--------|----------|--------|--------|
| 3711     |         | 02/19/202 | 02/02/202 | 03/02/202 |          |     | 300.00 | 0.00     | 0.00   | 300.00 |

PRACTIONER ENROLLMENT MAF

| Vendor Totals: Number | Name      | Gross  | Discount | No-Pay | Net    |
|-----------------------|-----------|--------|----------|--------|--------|
| 11237                 | 3WON, LLC | 300.00 | 0.00     | 0.00   | 300.00 |

Vendor# Vendor Name Class Pay Code

13180 ADVANCED STERILIZATION PRODUCT

| Invoice#   | Comment | Tran Dt   | Inv Dt    | Due Dt    | Check Dt | Pay | Gross  | Discount | No-Pay | Net    |
|------------|---------|-----------|-----------|-----------|----------|-----|--------|----------|--------|--------|
| 8020614391 |         | 02/21/202 | 02/01/202 | 02/21/202 |          |     | 336.32 | 0.00     | 0.00   | 336.32 |

SUPPLIES

| Vendor Totals: Number | Name                           | Gross  | Discount | No-Pay | Net    |
|-----------------------|--------------------------------|--------|----------|--------|--------|
| 13180                 | ADVANCED STERILIZATION PRODUCT | 336.32 | 0.00     | 0.00   | 336.32 |

Vendor# Vendor Name Class Pay Code

A1705 ALIMED INC. M

| Invoice#      | Comment | Tran Dt   | Inv Dt    | Due Dt    | Check Dt | Pay | Gross  | Discount | No-Pay | Net    |
|---------------|---------|-----------|-----------|-----------|----------|-----|--------|----------|--------|--------|
| RPSV004233755 |         | 02/21/202 | 02/14/202 | 02/29/202 |          |     | 126.36 | 0.00     | 0.00   | 126.36 |

SUPPLIES

| Invoice#      | Comment | Tran Dt   | Inv Dt    | Due Dt    | Check Dt | Pay | Gross  | Discount | No-Pay | Net    |
|---------------|---------|-----------|-----------|-----------|----------|-----|--------|----------|--------|--------|
| RPSV004234921 |         | 02/21/202 | 02/15/202 | 03/01/202 |          |     | 162.13 | 0.00     | 0.00   | 162.13 |

SUPPLIES

| Vendor Totals: Number | Name        | Gross  | Discount | No-Pay | Net    |
|-----------------------|-------------|--------|----------|--------|--------|
| A1705                 | ALIMED INC. | 288.49 | 0.00     | 0.00   | 288.49 |

Vendor# Vendor Name Class Pay Code

14028 AMAZON CAPITAL SERVICES

| Invoice#       | Comment | Tran Dt   | Inv Dt    | Due Dt    | Check Dt | Pay | Gross  | Discount | No-Pay | Net    |
|----------------|---------|-----------|-----------|-----------|----------|-----|--------|----------|--------|--------|
| 1GGT-TW1G-M99G |         | 02/01/202 | 01/16/202 | 02/15/202 |          |     | 239.84 | 0.00     | 0.00   | 239.84 |

SUPPLIES (14) Portable Electric Heaters

| Invoice#       | Comment | Tran Dt   | Inv Dt    | Due Dt    | Check Dt | Pay | Gross  | Discount | No-Pay | Net    |
|----------------|---------|-----------|-----------|-----------|----------|-----|--------|----------|--------|--------|
| 13KV-DCXW-MR79 |         | 02/01/202 | 01/16/202 | 02/15/202 |          |     | 386.60 | 0.00     | 0.00   | 386.60 |

SUPPLIES (2) 30x150 mat Roll

| Invoice#       | Comment | Tran Dt   | Inv Dt    | Due Dt    | Check Dt | Pay | Gross  | Discount | No-Pay | Net    |
|----------------|---------|-----------|-----------|-----------|----------|-----|--------|----------|--------|--------|
| 17G4-CFWX-J1FW |         | 02/21/202 | 02/01/202 | 03/02/202 |          |     | 355.98 | 0.00     | 0.00   | 355.98 |

SUPPLIES (1) Commercial Ice Maker machine

| Invoice#       | Comment | Tran Dt   | Inv Dt    | Due Dt    | Check Dt | Pay | Gross  | Discount | No-Pay | Net    |
|----------------|---------|-----------|-----------|-----------|----------|-----|--------|----------|--------|--------|
| 16CL-NYNQ-WCNC |         | 02/21/202 | 02/04/202 | 03/05/202 |          |     | 214.51 | 0.00     | 0.00   | 214.51 |

SUPPLIES (1) Infrared spot Thermometer w/ Digital Readout

| Invoice#       | Comment | Tran Dt   | Inv Dt    | Due Dt    | Check Dt | Pay | Gross  | Discount | No-Pay | Net    |
|----------------|---------|-----------|-----------|-----------|----------|-----|--------|----------|--------|--------|
| 1J4F-T3XF-Q3XT |         | 02/21/202 | 02/07/202 | 03/08/202 |          |     | 419.97 | 0.00     | 0.00   | 419.97 |

SUPPLIES (3) Duraclean smooth white 2x4 vinyl ceiling Tile - Box of 10

| Invoice#       | Comment | Tran Dt   | Inv Dt    | Due Dt    | Check Dt | Pay | Gross | Discount | No-Pay | Net   |
|----------------|---------|-----------|-----------|-----------|----------|-----|-------|----------|--------|-------|
| 1VDY-VQCM-DPTC |         | 02/21/202 | 02/10/202 | 03/11/202 |          |     | 47.49 | 0.00     | 0.00   | 47.49 |

SUPPLIES (1) Dry Erase Board 30x24 (1) 2 PK wall clock

| Invoice#       | Comment | Tran Dt   | Inv Dt    | Due Dt    | Check Dt | Pay | Gross  | Discount | No-Pay | Net    |
|----------------|---------|-----------|-----------|-----------|----------|-----|--------|----------|--------|--------|
| 1WP1-4TY7-FH7C |         | 02/21/202 | 02/10/202 | 03/11/202 |          |     | 134.95 | 0.00     | 0.00   | 134.95 |

SUPPLIES (1) CPT Professional 2x4

| Invoice#       | Comment | Tran Dt   | Inv Dt    | Due Dt    | Check Dt | Pay | Gross  | Discount | No-Pay | Net    |
|----------------|---------|-----------|-----------|-----------|----------|-----|--------|----------|--------|--------|
| 13NH-6LWM-TD6X |         | 02/21/202 | 02/12/202 | 03/13/202 |          |     | 119.99 | 0.00     | 0.00   | 119.99 |

SUPPLIES (1) 3 drawer mobile file cabinet w/ lock

| Vendor Totals: Number | Name                    | Gross    | Discount | No-Pay | Net      |
|-----------------------|-------------------------|----------|----------|--------|----------|
| 14028                 | AMAZON CAPITAL SERVICES | 1,919.33 | 0.00     | 0.00   | 1,919.33 |

Vendor# Vendor Name Class Pay Code

A1360 AMERISOURCEBERGEN DRUG CORP W

| Invoice#   | Comment | Tran Dt   | Inv Dt    | Due Dt    | Check Dt | Pay | Gross  | Discount | No-Pay | Net    |
|------------|---------|-----------|-----------|-----------|----------|-----|--------|----------|--------|--------|
| 3160575712 |         | 02/22/202 | 01/10/202 | 01/16/202 |          |     | 293.74 | 0.00     | 0.00   | 293.74 |

INVENTORY

| Invoice#   | Comment | Tran Dt   | Inv Dt    | Due Dt    | Check Dt | Pay | Gross     | Discount | No-Pay | Net       |
|------------|---------|-----------|-----------|-----------|----------|-----|-----------|----------|--------|-----------|
| 3162805874 |         | 02/22/202 | 01/29/202 | 02/04/202 |          |     | 11,989.60 | 0.00     | 0.00   | 11,989.60 |

INVENTORY

| Invoice#  | Comment | Tran Dt   | Inv Dt    | Due Dt    | Check Dt | Pay | Gross | Discount | No-Pay | Net   |
|-----------|---------|-----------|-----------|-----------|----------|-----|-------|----------|--------|-------|
| 804488286 |         | 02/22/202 | 01/31/202 | 02/06/202 |          |     | 17.74 | 0.00     | 0.00   | 17.74 |



| Vendor# | Vendor Name   | Class                     | Pay Code                      | Gross     | Discount | No-Pay | Net         |
|---------|---|---------------------------|-------------------------------|-----------|----------|--------|-------------|
|         | INVENTORY   |                           |                               |           |          |        |             |
|         | 3163776589 ✓  | 02/22/202                 | 02/06/202 02/12/202           | 11,989.60 | 0.00     | 0.00   | 11,989.60 ✓ |
|         | INVENTORY   |                           |                               |           |          |        |             |
|         | 804508319 ✓   | 02/22/202                 | 02/15/202 02/21/202           | 19.86     | 0.00     | 0.00   | 19.86 ✓     |
|         | INVENTORY   |                           |                               |           |          |        |             |
|         | Vendor Totals: Number Name                          |                           |                               | Gross     | Discount | No-Pay | Net         |
|         | A1360 AMERISOURCEBERGEN DRUG CORP                   |                           |                               | 24,310.54 | 0.00     | 0.00   | 24,310.54   |
| Vendor# | Vendor Name   | Class                     | Pay Code                      |           |          |        |             |
| A2218   | AQUA BEVERAGE COMPANY ✓                             | M                         |                               |           |          |        |             |
|         | Invoice# Comment Tran Dt Inv Dt Due Dt Check Dt Pay |                           |                               | Gross     | Discount | No-Pay | Net         |
|         | 136665 ✓  |                           | 02/22/202 01/31/202 02/25/202 | 12.00     | 0.00     | 0.00   | 12.00 ✓     |
|         | 136700 ✓  | WATER Late Payment Charge | 02/22/202 01/31/202 02/25/202 | 12.00     | 0.00     | 0.00   | 12.00 ✓     |
|         | WATER Late Payment Charge                           |                           |                               |           |          |        |             |
|         | Vendor Totals: Number Name                          |                           |                               | Gross     | Discount | No-Pay | Net         |
|         | A2218 AQUA BEVERAGE COMPANY                         |                           |                               | 24.00     | 0.00     | 0.00   | 24.00       |
| Vendor# | Vendor Name   | Class                     | Pay Code                      |           |          |        |             |
| B1150   | BAXTER HEALTHCARE ✓                                 | W                         |                               |           |          |        |             |
|         | Invoice# Comment Tran Dt Inv Dt Due Dt Check Dt Pay |                           |                               | Gross     | Discount | No-Pay | Net         |
|         | 81598933 ✓  |                           | 02/22/202 01/02/202 01/27/202 | -173.81   | 0.00     | 0.00   | -173.81 ✓   |
|         | 81761945 ✓  | CREDIT                    | 02/22/202 01/18/202 02/12/202 | 409.59    | 0.00     | 0.00   | 409.59 ✓    |
|         | 81771613 ✓  | SUPPLIES                  | 02/22/202 01/19/202 02/13/202 | 148.25    | 0.00     | 0.00   | 148.25 ✓    |
|         | 81802656 ✓  | SUPPLIES                  | 02/22/202 01/23/202 02/17/202 | 113.12    | 0.00     | 0.00   | 113.12 ✓    |
|         | 81916141 ✓  | SUPPLIES                  | 02/22/202 02/02/202 02/27/202 | 143.11    | 0.00     | 0.00   | 143.11 ✓    |
|         | 81929372 ✓  | SUPPLIES                  | 02/22/202 02/04/202 02/29/202 | 500.95    | 0.00     | 0.00   | 500.95 ✓    |
|         | 81928171 ✓  | SUPPLIES                  | 02/22/202 02/05/202 03/01/202 | 3,071.40  | 0.00     | 0.00   | 3,071.40 ✓  |
|         | 81925522 ✓  | SUPPLIES                  | 02/22/202 02/05/202 03/01/202 | 631.20    | 0.00     | 0.00   | 631.20 ✓    |
|         | 81962382 ✓  | SUPPLIES                  | 02/22/202 02/12/202 03/08/202 | 147.17    | 0.00     | 0.00   | 147.17 ✓    |
|         | 81994177 ✓  | SUPPLIES                  | 02/22/202 02/19/202 03/15/202 | 43.52     | 0.00     | 0.00   | 43.52 ✓     |
|         | Vendor Totals: Number Name                          |                           |                               | Gross     | Discount | No-Pay | Net         |
|         | B1150 BAXTER HEALTHCARE                             |                           |                               | 5,034.50  | 0.00     | 0.00   | 5,034.50    |
| Vendor# | Vendor Name   | Class                     | Pay Code                      |           |          |        |             |
| B1220   | BECKMAN COULTER INC ✓                               | M                         |                               |           |          |        |             |
|         | Invoice# Comment Tran Dt Inv Dt Due Dt Check Dt Pay |                           |                               | Gross     | Discount | No-Pay | Net         |
|         | 111019847 ✓   |                           | 01/31/202 12/05/202 12/30/202 | 264.50    | 0.00     | 0.00   | 264.50 ✓    |
|         | 111021302 ✓   | SUPPLIES                  | 01/31/202 12/06/202 12/31/202 | 880.90    | 0.00     | 0.00   | 880.90 ✓    |
|         | 111128611 ✓   | SUPPLIES                  | 02/21/202 02/01/202 02/26/202 | 1,868.27  | 0.00     | 0.00   | 1,868.27 ✓  |
|         | 111130894 ✓   | SUPPLIES                  | 02/21/202 02/04/202 02/29/202 | 201.60    | 0.00     | 0.00   | 201.60 ✓    |
|         | 111133485 ✓   | SUPPLIES                  | 02/21/202 02/05/202 03/01/202 | 204.50    | 0.00     | 0.00   | 204.50 ✓    |
|         | 111144950 ✓   | SUPPLIES                  | 02/21/202 02/12/202 03/08/202 | 328.57    | 0.00     | 0.00   | 328.57 ✓    |



|             |          |            |            |            |  |          |      |      |            |
|-------------|----------|------------|------------|------------|--|----------|------|------|------------|
| 111147342 ✓ |          | 02/21/2022 | 02/13/2022 | 03/09/2022 |  | 947.65   | 0.00 | 0.00 | 947.65 ✓   |
|             | SUPPLIES |            |            |            |  |          |      |      |            |
| 111150719 ✓ |          | 02/21/2022 | 02/14/2022 | 03/10/2022 |  | 113.00   | 0.00 | 0.00 | 113.00 ✓   |
|             | SUPPLIES |            |            |            |  |          |      |      |            |
| 111152219 ✓ |          | 02/21/2022 | 02/15/2022 | 03/11/2022 |  | 1,214.49 | 0.00 | 0.00 | 1,214.49 ✓ |
|             | SUPPLIES |            |            |            |  |          |      |      |            |

|                       |                     |          |          |        |          |
|-----------------------|---------------------|----------|----------|--------|----------|
| Vendor Totals: Number | Name                | Gross    | Discount | No-Pay | Net      |
| B1220                 | BECKMAN COULTER INC | 6,023.48 | 0.00     | 0.00   | 6,023.48 |

| Vendor# | Vendor Name | Class | Pay Code |
|---------|-------------|-------|----------|
|---------|-------------|-------|----------|

|             |                        |            |            |            |          |     |          |          |        |            |
|-------------|------------------------|------------|------------|------------|----------|-----|----------|----------|--------|------------|
| 13972       | BEYER MECHANICAL LTD ✓ |            |            |            |          |     |          |          |        |            |
| Invoice#    | Comment                | Tran Dt    | Inv Dt     | Due Dt     | Check Dt | Pay | Gross    | Discount | No-Pay | Net        |
| IN-035490 ✓ |                        | 02/22/2022 | 12/19/2022 | 12/31/2022 |          |     | 1,758.50 | 0.00     | 0.00   | 1,758.50 ✓ |

BOILER 1-repair of flood failed flood switch and limit switch. Replace (2) thermostats

|                       |                      |          |          |        |          |
|-----------------------|----------------------|----------|----------|--------|----------|
| Vendor Totals: Number | Name                 | Gross    | Discount | No-Pay | Net      |
| 13972                 | BEYER MECHANICAL LTD | 1,758.50 | 0.00     | 0.00   | 1,758.50 |

| Vendor# | Vendor Name | Class | Pay Code |
|---------|-------------|-------|----------|
|---------|-------------|-------|----------|

|              |                   |            |            |            |          |     |         |          |        |           |
|--------------|-------------------|------------|------------|------------|----------|-----|---------|----------|--------|-----------|
| 14753        | BIOMERIEUX, INC ✓ |            |            |            |          |     |         |          |        |           |
| Invoice#     | Comment           | Tran Dt    | Inv Dt     | Due Dt     | Check Dt | Pay | Gross   | Discount | No-Pay | Net       |
| 1219079366 ✓ |                   | 02/21/2022 | 01/09/2022 | 02/09/2022 |          |     | -541.71 | 0.00     | 0.00   | -541.71 ✓ |

CREDIT

|              |          |            |            |            |  |  |           |      |      |             |
|--------------|----------|------------|------------|------------|--|--|-----------|------|------|-------------|
| 1213198817 ✓ |          | 02/21/2022 | 02/08/2022 | 02/21/2022 |  |  | 21,278.59 | 0.00 | 0.00 | 21,278.59 ✓ |
|              | SUPPLIES |            |            |            |  |  |           |      |      |             |

|                       |                 |           |          |        |           |
|-----------------------|-----------------|-----------|----------|--------|-----------|
| Vendor Totals: Number | Name            | Gross     | Discount | No-Pay | Net       |
| 14753                 | BIOMERIEUX, INC | 20,736.88 | 0.00     | 0.00   | 20,736.88 |

| Vendor# | Vendor Name | Class | Pay Code |
|---------|-------------|-------|----------|
|---------|-------------|-------|----------|

|          |                               |            |            |            |          |     |        |          |        |          |
|----------|-------------------------------|------------|------------|------------|----------|-----|--------|----------|--------|----------|
| B1601    | BOHLS BEARING & POWER TRANS ✓ | M          |            |            |          |     |        |          |        |          |
| Invoice# | Comment                       | Tran Dt    | Inv Dt     | Due Dt     | Check Dt | Pay | Gross  | Discount | No-Pay | Net      |
| 282201 ✓ |                               | 02/21/2022 | 02/02/2022 | 02/21/2022 |          |     | 324.87 | 0.00     | 0.00   | 324.87 ✓ |

SUPPLIES

|                       |                             |        |          |        |        |
|-----------------------|-----------------------------|--------|----------|--------|--------|
| Vendor Totals: Number | Name                        | Gross  | Discount | No-Pay | Net    |
| B1601                 | BOHLS BEARING & POWER TRANS | 324.87 | 0.00     | 0.00   | 324.87 |

| Vendor# | Vendor Name | Class | Pay Code |
|---------|-------------|-------|----------|
|---------|-------------|-------|----------|

|          |                         |            |            |            |          |     |       |          |        |         |
|----------|-------------------------|------------|------------|------------|----------|-----|-------|----------|--------|---------|
| B1650    | BOSART LOCK & KEY INC ✓ | M          |            |            |          |     |       |          |        |         |
| Invoice# | Comment                 | Tran Dt    | Inv Dt     | Due Dt     | Check Dt | Pay | Gross | Discount | No-Pay | Net     |
| 127605 ✓ |                         | 02/21/2022 | 02/02/2022 | 03/03/2022 |          |     | 19.25 | 0.00     | 0.00   | 19.25 ✓ |

KEYS

|                       |                       |       |          |        |       |
|-----------------------|-----------------------|-------|----------|--------|-------|
| Vendor Totals: Number | Name                  | Gross | Discount | No-Pay | Net   |
| B1650                 | BOSART LOCK & KEY INC | 19.25 | 0.00     | 0.00   | 19.25 |

| Vendor# | Vendor Name | Class | Pay Code |
|---------|-------------|-------|----------|
|---------|-------------|-------|----------|

|                |                             |            |            |            |          |     |          |          |        |            |
|----------------|-----------------------------|------------|------------|------------|----------|-----|----------|----------|--------|------------|
| 14260          | CAREFUSION SOLUTIONS, LLC ✓ |            |            |            |          |     |          |          |        |            |
| Invoice#       | Comment                     | Tran Dt    | Inv Dt     | Due Dt     | Check Dt | Pay | Gross    | Discount | No-Pay | Net        |
| 1002208857 - 0 |                             | 02/22/2022 | 01/08/2022 | 02/08/2022 |          |     | 1,788.00 | 0.00     | 0.00   | 1,788.00 ✓ |

SOFTWARE MAINT

|                |  |            |            |            |  |  |      |      |      |        |
|----------------|--|------------|------------|------------|--|--|------|------|------|--------|
| 1002208858-8 ✓ |  | 02/22/2022 | 01/08/2022 | 02/08/2022 |  |  | 2.00 | 0.00 | 0.00 | 2.00 ✓ |
|----------------|--|------------|------------|------------|--|--|------|------|------|--------|

SOFTWARE MAINT

|                |  |            |            |            |  |  |          |      |      |            |
|----------------|--|------------|------------|------------|--|--|----------|------|------|------------|
| 1002233427-0 ✓ |  | 02/22/2022 | 02/07/2022 | 03/01/2022 |  |  | 1,788.00 | 0.00 | 0.00 | 1,788.00 ✓ |
|----------------|--|------------|------------|------------|--|--|----------|------|------|------------|

SOFTWARE MAINT

|                |  |            |            |            |  |  |      |      |      |        |
|----------------|--|------------|------------|------------|--|--|------|------|------|--------|
| 1002233428-8 ✓ |  | 02/22/2022 | 02/07/2022 | 03/07/2022 |  |  | 2.00 | 0.00 | 0.00 | 2.00 ✓ |
|----------------|--|------------|------------|------------|--|--|------|------|------|--------|

SOFTWARE MAINT

|                       |                           |          |          |        |          |
|-----------------------|---------------------------|----------|----------|--------|----------|
| Vendor Totals: Number | Name                      | Gross    | Discount | No-Pay | Net      |
| 14260                 | CAREFUSION SOLUTIONS, LLC | 3,580.00 | 0.00     | 0.00   | 3,580.00 |

| Vendor# | Vendor Name | Class | Pay Code |
|---------|-------------|-------|----------|
|---------|-------------|-------|----------|

|           |                        |            |            |            |          |     |        |          |        |          |
|-----------|------------------------|------------|------------|------------|----------|-----|--------|----------|--------|----------|
| C1992     | CDW GOVERNMENT, INC. ✓ | M          |            |            |          |     |        |          |        |          |
| Invoice#  | Comment                | Tran Dt    | Inv Dt     | Due Dt     | Check Dt | Pay | Gross  | Discount | No-Pay | Net      |
| PJ57782 ✓ |                        | 02/21/2022 | 01/31/2022 | 03/01/2022 |          |     | 279.37 | 0.00     | 0.00   | 279.37 ✓ |

SUPPLIES 157wgi wireless mouse for samsung s70 EVO 50066



| Vendor Totals: |                                 | Number    | Name                          |           |              | Gross     | Discount | No-Pay | Net         |
|----------------|---------------------------------|-----------|-------------------------------|-----------|--------------|-----------|----------|--------|-------------|
|                |                                 | C1992     | CDW GOVERNMENT, INC.          |           |              | 279.37    | 0.00     | 0.00   | 279.37      |
| Vendor#        | Vendor Name                     |           |                               | Class     | Pay Code     |           |          |        |             |
| 13264          | CERVEY, LLC ✓                   |           |                               |           |              |           |          |        |             |
| Invoice#       | Comment                         | Tran Dt   | Inv Dt                        | Due Dt    | Check Dt Pay | Gross     | Discount | No-Pay | Net         |
| 26710 ✓        |                                 | 02/22/202 | 02/05/202                     | 03/01/202 |              | 1,699.00  | 0.00     | 0.00   | 1,699.00 ✓  |
|                | MONTHLY SERV                    |           |                               |           |              |           |          |        |             |
| Vendor Totals: |                                 | Number    | Name                          |           |              | Gross     | Discount | No-Pay | Net         |
|                |                                 | 13264     | CERVEY, LLC                   |           |              | 1,699.00  | 0.00     | 0.00   | 1,699.00    |
| Vendor#        | Vendor Name                     |           |                               | Class     | Pay Code     |           |          |        |             |
| C1600          | CITIZENS MEDICAL CENTER ✓       |           |                               | W         |              |           |          |        |             |
| Invoice#       | Comment                         | Tran Dt   | Inv Dt                        | Due Dt    | Check Dt Pay | Gross     | Discount | No-Pay | Net         |
| 013124         |                                 | 01/31/202 | 01/31/202                     | 02/29/202 |              | 58,546.14 | 0.00     | 0.00   | 58,546.14 ✓ |
|                | CRNA COVERAGE                   |           |                               |           |              |           |          |        |             |
| Vendor Totals: |                                 | Number    | Name                          |           |              | Gross     | Discount | No-Pay | Net         |
|                |                                 | C1600     | CITIZENS MEDICAL CENTER       |           |              | 58,546.14 | 0.00     | 0.00   | 58,546.14   |
| Vendor#        | Vendor Name                     |           |                               | Class     | Pay Code     |           |          |        |             |
| 10212          | CLINICAL PATHOLOGY LABS ✓       |           |                               | ICP       |              |           |          |        |             |
| Invoice#       | Comment                         | Tran Dt   | Inv Dt                        | Due Dt    | Check Dt Pay | Gross     | Discount | No-Pay | Net         |
| 202401         |                                 | 02/21/202 | 01/31/202                     | 02/29/202 |              | 14,892.21 | 0.00     | 0.00   | 14,892.21 ✓ |
|                | LAB SERV                        |           |                               |           |              |           |          |        |             |
| Vendor Totals: |                                 | Number    | Name                          |           |              | Gross     | Discount | No-Pay | Net         |
|                |                                 | 10212     | CLINICAL PATHOLOGY LABS       |           |              | 14,892.21 | 0.00     | 0.00   | 14,892.21   |
| Vendor#        | Vendor Name                     |           |                               | Class     | Pay Code     |           |          |        |             |
| 13336          | COCA COLA SOUTHWEST BEVERAGES ✓ |           |                               |           |              |           |          |        |             |
| Invoice#       | Comment                         | Tran Dt   | Inv Dt                        | Due Dt    | Check Dt Pay | Gross     | Discount | No-Pay | Net         |
| 33861031007 ✓  |                                 | 02/22/202 | 12/06/202                     | 01/05/202 |              | 450.54    | 0.00     | 0.00   | 450.54 ✓    |
|                | BEVERAGES                       |           |                               |           |              |           |          |        |             |
| 39899132012 ✓  |                                 | 02/22/202 | 02/14/202                     | 03/14/202 |              | 477.06    | 0.00     | 0.00   | 477.06 ✓    |
|                | BEVERAGES                       |           |                               |           |              |           |          |        |             |
| Vendor Totals: |                                 | Number    | Name                          |           |              | Gross     | Discount | No-Pay | Net         |
|                |                                 | 13336     | COCA COLA SOUTHWEST BEVERAGES |           |              | 927.60    | 0.00     | 0.00   | 927.60      |
| Vendor#        | Vendor Name                     |           |                               | Class     | Pay Code     |           |          |        |             |
| C2157          | COOPER SURGICAL INC ✓           |           |                               | M         |              |           |          |        |             |
| Invoice#       | Comment                         | Tran Dt   | Inv Dt                        | Due Dt    | Check Dt Pay | Gross     | Discount | No-Pay | Net         |
| 6963486 ✓      |                                 | 02/21/202 | 01/26/202                     | 01/26/202 |              | 457.39    | 0.00     | 0.00   | 457.39 ✓    |
|                | SUPPLIES                        |           |                               |           |              |           |          |        |             |
| Vendor Totals: |                                 | Number    | Name                          |           |              | Gross     | Discount | No-Pay | Net         |
|                |                                 | C2157     | COOPER SURGICAL INC           |           |              | 457.39    | 0.00     | 0.00   | 457.39      |
| Vendor#        | Vendor Name                     |           |                               | Class     | Pay Code     |           |          |        |             |
| 14080          | CORROHEALTH, INC. ✓             |           |                               |           |              |           |          |        |             |
| Invoice#       | Comment                         | Tran Dt   | Inv Dt                        | Due Dt    | Check Dt Pay | Gross     | Discount | No-Pay | Net         |
| 911032 ✓       |                                 | 01/31/202 | 12/31/202                     | 01/30/202 |              | 2,545.85  | 0.00     | 0.00   | 2,545.85 ✓  |
|                | CODING                          |           |                               |           |              |           |          |        |             |
| Vendor Totals: |                                 | Number    | Name                          |           |              | Gross     | Discount | No-Pay | Net         |
|                |                                 | 14080     | CORROHEALTH, INC.             |           |              | 2,545.85  | 0.00     | 0.00   | 2,545.85    |
| Vendor#        | Vendor Name                     |           |                               | Class     | Pay Code     |           |          |        |             |
| 13932          | COVIDIEN SALES LLC ✓            |           |                               |           |              |           |          |        |             |
| Invoice#       | Comment                         | Tran Dt   | Inv Dt                        | Due Dt    | Check Dt Pay | Gross     | Discount | No-Pay | Net         |
| 5869474892 ✓   |                                 | 02/21/202 | 06/30/202                     | 07/30/202 |              | 491.50    | 0.00     | 0.00   | 491.50 ✓    |
|                | SUPPLIES                        |           |                               |           |              |           |          |        |             |
| 5869723255 ✓   |                                 | 02/21/202 | 07/31/202                     | 08/31/202 |              | 491.50    | 0.00     | 0.00   | 491.50 ✓    |
|                | BATTERY COVERAGE                |           |                               |           |              |           |          |        |             |
| 5870170873 ✓   |                                 | 02/21/202 | 10/02/202                     | 11/02/202 |              | 491.50    | 0.00     | 0.00   | 491.50 ✓    |
|                | BATTERY COVERAGE                |           |                               |           |              |           |          |        |             |
| Vendor Totals: |                                 | Number    | Name                          |           |              | Gross     | Discount | No-Pay | Net         |



|                |                                 |                               |           |           |          |     |           |          |        |             |
|----------------|---------------------------------|-------------------------------|-----------|-----------|----------|-----|-----------|----------|--------|-------------|
| 13932          | COVIDIEN SALES LLC              |                               |           |           |          |     | 1,474.50  | 0.00     | 0.00   | 1,474.50    |
| Vendor#        | Vendor Name                     |                               | Class     | Pay Code  |          |     |           |          |        |             |
| 14400          | CULINARY CONCESSIONS LLC ✓      |                               |           |           |          |     |           |          |        |             |
| Invoice#       | Comment                         | Tran Dt                       | Inv Dt    | Due Dt    | Check Dt | Pay | Gross     | Discount | No-Pay | Net         |
| INV00001158 ✓  |                                 | 01/31/202                     | 01/31/202 | 03/01/202 |          |     | 29,671.82 | 0.00     | 0.00   | 29,671.82 ✓ |
|                | CONTRACT FEES                   |                               |           |           |          |     |           |          |        |             |
| Vendor Totals: | Number                          | Name                          |           |           |          |     | Gross     | Discount | No-Pay | Net         |
|                | 14400                           | CULINARY CONCESSIONS LLC      |           |           |          |     | 29,671.82 | 0.00     | 0.00   | 29,671.82   |
| Vendor#        | Vendor Name                     |                               | Class     | Pay Code  |          |     |           |          |        |             |
| 11368          | CYRACOM LLC ✓                   |                               |           |           |          |     |           |          |        |             |
| Invoice#       | Comment                         | Tran Dt                       | Inv Dt    | Due Dt    | Check Dt | Pay | Gross     | Discount | No-Pay | Net         |
| 2023069728 ✓   |                                 | 02/21/202                     | 10/31/202 | 11/30/202 |          |     | 367.35    | 0.00     | 0.00   | 367.35 ✓    |
|                | INTERPRETATION OCT 23           |                               |           |           |          |     |           |          |        |             |
| 2023076851 ✓   |                                 | 02/21/202                     | 11/30/202 | 12/30/202 |          |     | 454.11    | 0.00     | 0.00   | 454.11 ✓    |
|                | NOV 23 INTERPRETATION           |                               |           |           |          |     |           |          |        |             |
| 2024001087 ✓   |                                 | 02/21/202                     | 12/31/202 | 01/30/202 |          |     | 326.86    | 0.00     | 0.00   | 326.86 ✓    |
|                | DEC 23 INTERPRETATION           |                               |           |           |          |     |           |          |        |             |
| Vendor Totals: | Number                          | Name                          |           |           |          |     | Gross     | Discount | No-Pay | Net         |
|                | 11368                           | CYRACOM LLC                   |           |           |          |     | 1,148.32  | 0.00     | 0.00   | 1,148.32    |
| Vendor#        | Vendor Name                     |                               | Class     | Pay Code  |          |     |           |          |        |             |
| 10368          | DEWITT POTH & SON ✓             |                               |           |           |          |     |           |          |        |             |
| Invoice#       | Comment                         | Tran Dt                       | Inv Dt    | Due Dt    | Check Dt | Pay | Gross     | Discount | No-Pay | Net         |
| 742504-0 ✓     |                                 | 02/01/202                     | 02/06/202 | 03/02/202 |          |     | 220.50    | 0.00     | 0.00   | 220.50 ✓    |
|                | SUPPLIES                        |                               |           |           |          |     |           |          |        |             |
| 745711-0 ✓     |                                 | 02/01/202                     | 02/08/202 | 03/04/202 |          |     | 797.76    | 0.00     | 0.00   | 797.76 ✓    |
|                | SUPPLIES                        |                               |           |           |          |     |           |          |        |             |
| 745802-0 ✓     |                                 | 02/01/202                     | 02/09/202 | 03/05/202 |          |     | 160.23    | 0.00     | 0.00   | 160.23 ✓    |
|                | SUPPLIES                        |                               |           |           |          |     |           |          |        |             |
| 746301-0 ✓     |                                 | 02/01/202                     | 02/14/202 | 03/10/202 |          |     | 227.79    | 0.00     | 0.00   | 227.79 ✓    |
|                | SUPPLIES                        |                               |           |           |          |     |           |          |        |             |
| Vendor Totals: | Number                          | Name                          |           |           |          |     | Gross     | Discount | No-Pay | Net         |
|                | 10368                           | DEWITT POTH & SON             |           |           |          |     | 1,406.28  | 0.00     | 0.00   | 1,406.28    |
| Vendor#        | Vendor Name                     |                               | Class     | Pay Code  |          |     |           |          |        |             |
| 10789          | DISCOVERY MEDICAL NETWORK INC ✓ |                               |           |           |          |     |           |          |        |             |
| Invoice#       | Comment                         | Tran Dt                       | Inv Dt    | Due Dt    | Check Dt | Pay | Gross     | Discount | No-Pay | Net         |
| MMC021524 ✓    |                                 | 02/22/202                     | 02/15/202 | 02/16/202 |          |     | 96,043.72 | 0.00     | 0.00   | 96,043.72 ✓ |
|                | PHYSICIAN SERV (Feb 1-15, 2024) |                               |           |           |          |     |           |          |        |             |
| Vendor Totals: | Number                          | Name                          |           |           |          |     | Gross     | Discount | No-Pay | Net         |
|                | 10789                           | DISCOVERY MEDICAL NETWORK INC |           |           |          |     | 96,043.72 | 0.00     | 0.00   | 96,043.72   |
| Vendor#        | Vendor Name                     |                               | Class     | Pay Code  |          |     |           |          |        |             |
| 11291          | DOWELL PEST CONTROL ✓           |                               |           |           |          |     |           |          |        |             |
| Invoice#       | Comment                         | Tran Dt                       | Inv Dt    | Due Dt    | Check Dt | Pay | Gross     | Discount | No-Pay | Net         |
| 24987 ✓        |                                 | 02/22/202                     | 01/30/202 | 02/24/202 |          |     | 505.00    | 0.00     | 0.00   | 505.00 ✓    |
|                | PEST CONTROL                    |                               |           |           |          |     |           |          |        |             |
| 25009 ✓        |                                 | 02/22/202                     | 01/30/202 | 02/24/202 |          |     | 105.00    | 0.00     | 0.00   | 105.00 ✓    |
|                | PEST CONTROL                    |                               |           |           |          |     |           |          |        |             |
| Vendor Totals: | Number                          | Name                          |           |           |          |     | Gross     | Discount | No-Pay | Net         |
|                | 11291                           | DOWELL PEST CONTROL           |           |           |          |     | 610.00    | 0.00     | 0.00   | 610.00      |
| Vendor#        | Vendor Name                     |                               | Class     | Pay Code  |          |     |           |          |        |             |
| 15240          | ECLINICAL WORKS LLC ✓           |                               |           |           |          |     |           |          |        |             |
| Invoice#       | Comment                         | Tran Dt                       | Inv Dt    | Due Dt    | Check Dt | Pay | Gross     | Discount | No-Pay | Net         |
| 0002849885 ✓   |                                 | 02/22/202                     | 01/29/202 | 02/28/202 |          |     | 435.53    | 0.00     | 0.00   | 435.53 ✓    |
|                | INFUSION MONTHLY SERV CHAF      |                               |           |           |          |     |           |          |        |             |
| Vendor Totals: | Number                          | Name                          |           |           |          |     | Gross     | Discount | No-Pay | Net         |
|                | 15240                           | ECLINICAL WORKS LLC           |           |           |          |     | 435.53    | 0.00     | 0.00   | 435.53      |
| Vendor#        | Vendor Name                     |                               | Class     | Pay Code  |          |     |           |          |        |             |



|                       |                                  |           |           |           |          |          |           |          |        |             |
|-----------------------|----------------------------------|-----------|-----------|-----------|----------|----------|-----------|----------|--------|-------------|
| 14508                 | EITAN GROUP NORTH AMERICA, INC ✓ |           |           |           |          |          |           |          |        |             |
| Invoice#              | Comment                          | Tran Dt   | Inv Dt    | Due Dt    | Check Dt | Pay      | Gross     | Discount | No-Pay | Net         |
| IN10-47708 ✓          |                                  | 02/21/202 | 02/05/202 | 02/21/202 |          |          | 273.08    | 0.00     | 0.00   | 273.08 ✓    |
|                       | SUPPLIES                         |           |           |           |          |          |           |          |        |             |
| Vendor Totals: Number | Name                             |           |           |           |          |          | Gross     | Discount | No-Pay | Net         |
| 14508                 | EITAN GROUP NORTH AMERICA, INC   |           |           |           |          |          | 273.08    | 0.00     | 0.00   | 273.08      |
| Vendor#               | Vendor Name                      |           |           |           | Class    | Pay Code |           |          |        |             |
| 11284                 | EMERGENCY STAFFING SOLUTIONS ✓   |           |           |           |          |          |           |          |        |             |
| Invoice#              | Comment                          | Tran Dt   | Inv Dt    | Due Dt    | Check Dt | Pay      | Gross     | Discount | No-Pay | Net         |
| 42960 ✓               |                                  | 02/22/202 | 02/15/202 | 02/25/202 |          |          | 40,062.50 | 0.00     | 0.00   | 40,062.50 ✓ |
|                       | PHYSICIAN SERV (1-15th)          |           |           |           |          |          |           |          |        |             |
| Vendor Totals: Number | Name                             |           |           |           |          |          | Gross     | Discount | No-Pay | Net         |
| 11284                 | EMERGENCY STAFFING SOLUTIONS     |           |           |           |          |          | 40,062.50 | 0.00     | 0.00   | 40,062.50   |
| Vendor#               | Vendor Name                      |           |           |           | Class    | Pay Code |           |          |        |             |
| 11944                 | EQUIFAX WORKFORCE SOLUTIONS ✓    |           |           |           |          |          |           |          |        |             |
| Invoice#              | Comment                          | Tran Dt   | Inv Dt    | Due Dt    | Check Dt | Pay      | Gross     | Discount | No-Pay | Net         |
| 2059005397 ✓          |                                  | 02/22/202 | 02/08/202 | 03/09/202 |          |          | 10.99     | 0.00     | 0.00   | 10.99 ✓     |
|                       | CREDIT REPORT                    |           |           |           |          |          |           |          |        |             |
| Vendor Totals: Number | Name                             |           |           |           |          |          | Gross     | Discount | No-Pay | Net         |
| 11944                 | EQUIFAX WORKFORCE SOLUTIONS      |           |           |           |          |          | 10.99     | 0.00     | 0.00   | 10.99       |
| Vendor#               | Vendor Name                      |           |           |           | Class    | Pay Code |           |          |        |             |
| 15020                 | EQUIPMENTSHARE.COM INC ✓         |           |           |           |          |          |           |          |        |             |
| Invoice#              | Comment                          | Tran Dt   | Inv Dt    | Due Dt    | Check Dt | Pay      | Gross     | Discount | No-Pay | Net         |
| VIC-3573297 ✓         |                                  | 02/21/202 | 02/15/202 | 02/20/202 |          |          | 371.48    | 0.00     | 0.00   | 371.48 ✓    |
| Vendor Totals: Number | Name                             |           |           |           |          |          | Gross     | Discount | No-Pay | Net         |
| 15020                 | EQUIPMENTSHARE.COM INC           |           |           |           |          |          | 371.48    | 0.00     | 0.00   | 371.48      |
| Vendor#               | Vendor Name                      |           |           |           | Class    | Pay Code |           |          |        |             |
| C2510                 | EVIDENT ✓                        |           |           |           | M        |          |           |          |        |             |
| Invoice#              | Comment                          | Tran Dt   | Inv Dt    | Due Dt    | Check Dt | Pay      | Gross     | Discount | No-Pay | Net         |
| 1019363 ✓             |                                  | 02/01/202 | 01/30/202 | 02/24/202 |          |          | 2,104.25  | 0.00     | 0.00   | 2,104.25 ✓  |
|                       | SUPPLIES                         |           |           |           |          |          |           |          |        |             |
| A2402071378 ✓         |                                  | 02/22/202 | 02/07/202 | 03/03/202 |          |          | 18,757.00 | 0.00     | 0.00   | 18,757.00 ✓ |
|                       | SOFTWARE MAINT                   |           |           |           |          |          |           |          |        |             |
| T2402091378 ✓         |                                  | 02/22/202 | 02/09/202 | 03/05/202 |          |          | 10,762.45 | 0.00     | 0.00   | 10,762.45 ✓ |
|                       | CONSULTING SERV                  |           |           |           |          |          |           |          |        |             |
| FD10WOLTERS1378 ✓     |                                  | 02/22/202 | 02/22/202 | 03/01/202 |          |          | 1,200.00  | 0.00     | 0.00   | 1,200.00 ✓  |
|                       | 10% DOWN                         |           |           |           |          |          |           |          |        |             |
| Vendor Totals: Number | Name                             |           |           |           |          |          | Gross     | Discount | No-Pay | Net         |
| C2510                 | EVIDENT                          |           |           |           |          |          | 32,823.70 | 0.00     | 0.00   | 32,823.70   |
| Vendor#               | Vendor Name                      |           |           |           | Class    | Pay Code |           |          |        |             |
| 10689                 | FASTHEALTH CORPORATION ✓         |           |           |           |          |          |           |          |        |             |
| Invoice#              | Comment                          | Tran Dt   | Inv Dt    | Due Dt    | Check Dt | Pay      | Gross     | Discount | No-Pay | Net         |
| 02A24MMC ✓            |                                  | 02/22/202 | 02/01/202 | 02/16/202 |          |          | 545.00    | 0.00     | 0.00   | 545.00 ✓    |
|                       | WEBSITE                          |           |           |           |          |          |           |          |        |             |
| Vendor Totals: Number | Name                             |           |           |           |          |          | Gross     | Discount | No-Pay | Net         |
| 10689                 | FASTHEALTH CORPORATION           |           |           |           |          |          | 545.00    | 0.00     | 0.00   | 545.00      |
| Vendor#               | Vendor Name                      |           |           |           | Class    | Pay Code |           |          |        |             |
| F1100                 | FEDERAL EXPRESS CORP. ✓          |           |           |           | W        |          |           |          |        |             |
| Invoice#              | Comment                          | Tran Dt   | Inv Dt    | Due Dt    | Check Dt | Pay      | Gross     | Discount | No-Pay | Net         |
| 8-340-49452 ✓         |                                  | 01/31/202 | 12/07/202 | 01/07/202 |          |          | 143.30    | 0.00     | 0.00   | 143.30 ✓    |
|                       | FREIGHT                          |           |           |           |          |          |           |          |        |             |
| Vendor Totals: Number | Name                             |           |           |           |          |          | Gross     | Discount | No-Pay | Net         |
| F1100                 | FEDERAL EXPRESS CORP.            |           |           |           |          |          | 143.30    | 0.00     | 0.00   | 143.30      |
| Vendor#               | Vendor Name                      |           |           |           | Class    | Pay Code |           |          |        |             |
| 14336                 | FIRETRON, INC ✓                  |           |           |           |          |          |           |          |        |             |



| Invoice#                   | Comment           | Tran Dt   | Inv Dt    | Due Dt    | Check Dt | Pay      | Gross     | Discount | No-Pay | Net       |
|----------------------------|-------------------|-----------|-----------|-----------|----------|----------|-----------|----------|--------|-----------|
| 245749                     |                   | 02/02/202 | 12/29/202 | 01/28/202 |          |          | 1,470.00  | 0.00     | 0.00   | 1,470.00  |
| MISC REPAIR                |                   |           |           |           |          |          |           |          |        |           |
| Vendor Totals: Number Name |                   |           |           |           |          |          | Gross     | Discount | No-Pay | Net       |
| 14336 FIRETRON, INC        |                   |           |           |           |          |          | 1,470.00  | 0.00     | 0.00   | 1,470.00  |
| Vendor#                    | Vendor Name       |           |           |           | Class    | Pay Code |           |          |        |           |
| F1400                      | FISHER HEALTHCARE |           |           |           | M        |          |           |          |        |           |
| Invoice#                   | Comment           | Tran Dt   | Inv Dt    | Due Dt    | Check Dt | Pay      | Gross     | Discount | No-Pay | Net       |
| 8639273                    |                   | 01/23/202 | 12/20/202 | 01/14/202 |          |          | 1,024.20  | 0.00     | 0.00   | 1,024.20  |
| SUPPLIES                   |                   |           |           |           |          |          |           |          |        |           |
| 9215987                    |                   | 02/01/202 | 01/19/202 | 02/13/202 |          |          | 1,395.35  | 0.00     | 0.00   | 1,395.35  |
| SUPPLIES                   |                   |           |           |           |          |          |           |          |        |           |
| 9398935                    |                   | 02/21/202 | 01/26/202 | 02/20/202 |          |          | 169.35    | 0.00     | 0.00   | 169.35    |
| SUPPLIES                   |                   |           |           |           |          |          |           |          |        |           |
| 9475160                    |                   | 02/21/202 | 01/30/202 | 02/24/202 |          |          | 29.38     | 0.00     | 0.00   | 29.38     |
| SUPPLIES                   |                   |           |           |           |          |          |           |          |        |           |
| 9475161                    |                   | 02/21/202 | 01/30/202 | 02/24/202 |          |          | 1,260.36  | 0.00     | 0.00   | 1,260.36  |
| SUPPLIES                   |                   |           |           |           |          |          |           |          |        |           |
| 9556736                    |                   | 02/21/202 | 02/01/202 | 02/26/202 |          |          | 587.06    | 0.00     | 0.00   | 587.06    |
| SUPPLIES                   |                   |           |           |           |          |          |           |          |        |           |
| 9556737                    |                   | 02/21/202 | 02/01/202 | 02/26/202 |          |          | 11,471.34 | 0.00     | 0.00   | 11,471.34 |
| SUPPLIES                   |                   |           |           |           |          |          |           |          |        |           |
| 9595045                    |                   | 02/21/202 | 02/02/202 | 02/27/202 |          |          | 117.96    | 0.00     | 0.00   | 117.96    |
| SUPPLIES                   |                   |           |           |           |          |          |           |          |        |           |
| 9595044                    |                   | 02/21/202 | 02/02/202 | 02/27/202 |          |          | 567.82    | 0.00     | 0.00   | 567.82    |
| SUPPLIES                   |                   |           |           |           |          |          |           |          |        |           |
| 9671656                    |                   | 02/21/202 | 02/06/202 | 03/02/202 |          |          | 52.60     | 0.00     | 0.00   | 52.60     |
| SUPPLIES                   |                   |           |           |           |          |          |           |          |        |           |
| 9671655                    |                   | 02/21/202 | 02/06/202 | 03/02/202 |          |          | 221.14    | 0.00     | 0.00   | 221.14    |
| SUPPLIES                   |                   |           |           |           |          |          |           |          |        |           |
| 9671654                    |                   | 02/21/202 | 02/06/202 | 03/02/202 |          |          | 749.01    | 0.00     | 0.00   | 749.01    |
| SUPPLIES                   |                   |           |           |           |          |          |           |          |        |           |
| Vendor Totals: Number Name |                   |           |           |           |          |          | Gross     | Discount | No-Pay | Net       |
| F1400 FISHER HEALTHCARE    |                   |           |           |           |          |          | 17,645.57 | 0.00     | 0.00   | 17,645.57 |
| Vendor#                    | Vendor Name       |           |           |           | Class    | Pay Code |           |          |        |           |
| 11183                      | FRONTIER          |           |           |           |          |          |           |          |        |           |
| Invoice#                   | Comment           | Tran Dt   | Inv Dt    | Due Dt    | Check Dt | Pay      | Gross     | Discount | No-Pay | Net       |
| 020224                     |                   | 02/22/202 | 02/02/202 | 02/26/202 |          |          | 1,297.15  | 0.00     | 0.00   | 1,297.15  |
| PHONE (Late Fee 78.07)     |                   |           |           |           |          |          |           |          |        |           |
| Vendor Totals: Number Name |                   |           |           |           |          |          | Gross     | Discount | No-Pay | Net       |
| 11183 FRONTIER             |                   |           |           |           |          |          | 1,297.15  | 0.00     | 0.00   | 1,297.15  |
| Vendor#                    | Vendor Name       |           |           |           | Class    | Pay Code |           |          |        |           |
| 10283                      | GE HEALTHCARE     |           |           |           |          |          |           |          |        |           |
| Invoice#                   | Comment           | Tran Dt   | Inv Dt    | Due Dt    | Check Dt | Pay      | Gross     | Discount | No-Pay | Net       |
| 202905330                  |                   | 02/21/202 | 02/06/202 | 03/02/202 |          |          | 51.95     | 0.00     | 0.00   | 51.95     |
| SUPPLIES                   |                   |           |           |           |          |          |           |          |        |           |
| 6002594421                 |                   | 02/22/202 | 02/01/202 | 02/26/202 |          |          | 204.83    | 0.00     | 0.00   | 204.83    |
| IMAGING CONTRACT           |                   |           |           |           |          |          |           |          |        |           |
| Vendor Totals: Number Name |                   |           |           |           |          |          | Gross     | Discount | No-Pay | Net       |
| 10283 GE HEALTHCARE        |                   |           |           |           |          |          | 256.78    | 0.00     | 0.00   | 256.78    |
| Vendor#                    | Vendor Name       |           |           |           | Class    | Pay Code |           |          |        |           |
| W1300                      | GRAINGER          |           |           |           | M        |          |           |          |        |           |
| Invoice#                   | Comment           | Tran Dt   | Inv Dt    | Due Dt    | Check Dt | Pay      | Gross     | Discount | No-Pay | Net       |
| 9004420171                 |                   | 02/01/202 | 01/31/202 | 02/25/202 |          |          | 232.60    | 0.00     | 0.00   | 232.60    |
| SUPPLIES                   |                   |           |           |           |          |          |           |          |        |           |
| 9964995923                 |                   | 02/21/202 | 01/17/202 | 02/11/202 |          |          | -177.18   | 0.00     | 0.00   | -177.18   |



CREDIT

| Vendor Totals: |                                  | Number          | Name                           | Gross     | Discount | No-Pay | Net      |          |        |            |
|----------------|----------------------------------|-----------------|--------------------------------|-----------|----------|--------|----------|----------|--------|------------|
|                |                                  | W1300           | GRAINGER                       | 55.42     | 0.00     | 0.00   | 55.42    |          |        |            |
| Vendor#        | Vendor Name                      |                 | Class                          | Pay Code  |          |        |          |          |        |            |
| G1210          | GULF COAST PAPER COMPANY ✓       |                 | M                              |           |          |        |          |          |        |            |
| Invoice#       | Comment                          | Tran Dt         | Inv Dt                         | Due Dt    | Check Dt | Pay    | Gross    | Discount | No-Pay | Net        |
| 2488603 ✓      |                                  | 02/01/202       | 01/09/202                      | 02/08/202 |          |        | 538.04   | 0.00     | 0.00   | 538.04 ✓   |
|                |                                  | SUPPLIES        |                                |           |          |        |          |          |        |            |
| 2499359 ✓      |                                  | 02/01/202       | 02/06/202                      | 03/07/202 |          |        | 1,209.84 | 0.00     | 0.00   | 1,209.84 ✓ |
|                |                                  | SUPPLIES        |                                |           |          |        |          |          |        |            |
| 2502010 ✓      |                                  | 02/01/202       | 02/13/202                      | 03/14/202 |          |        | 931.17   | 0.00     | 0.00   | 931.17 ✓   |
|                |                                  | SUPPLIES        |                                |           |          |        |          |          |        |            |
| 2494013 ✓      |                                  | 02/19/202       | 01/23/202                      | 02/22/202 |          |        | 93.04    | 0.00     | 0.00   | 93.04 ✓    |
|                |                                  | SUPPLIES        |                                |           |          |        |          |          |        |            |
| Vendor Totals: |                                  | Number          | Name                           | Gross     | Discount | No-Pay | Net      |          |        |            |
|                |                                  | G1210           | GULF COAST PAPER COMPANY       | 2,772.09  | 0.00     | 0.00   | 2,772.09 |          |        |            |
| Vendor#        | Vendor Name                      |                 | Class                          | Pay Code  |          |        |          |          |        |            |
| 10804          | HEALTHCARE CODING & CONSULTING ✓ |                 |                                |           |          |        |          |          |        |            |
| Invoice#       | Comment                          | Tran Dt         | Inv Dt                         | Due Dt    | Check Dt | Pay    | Gross    | Discount | No-Pay | Net        |
| 14716 ✓        |                                  | 02/22/202       | 01/31/202                      | 03/01/202 |          |        | 484.00   | 0.00     | 0.00   | 484.00 ✓   |
|                |                                  | CHARTS          |                                |           |          |        |          |          |        |            |
| Vendor Totals: |                                  | Number          | Name                           | Gross     | Discount | No-Pay | Net      |          |        |            |
|                |                                  | 10804           | HEALTHCARE CODING & CONSULTING | 484.00    | 0.00     | 0.00   | 484.00   |          |        |            |
| Vendor#        | Vendor Name                      |                 | Class                          | Pay Code  |          |        |          |          |        |            |
| 14916          | HEWLETT-PACKARD ✓                |                 |                                |           |          |        |          |          |        |            |
| Invoice#       | Comment                          | Tran Dt         | Inv Dt                         | Due Dt    | Check Dt | Pay    | Gross    | Discount | No-Pay | Net        |
| 600996226 ✓    |                                  | 02/22/202       | 02/01/202                      | 03/01/202 |          |        | 573.53   | 0.00     | 0.00   | 573.53 ✓   |
|                |                                  | MONTHLY RENTAL  |                                |           |          |        |          |          |        |            |
| Vendor Totals: |                                  | Number          | Name                           | Gross     | Discount | No-Pay | Net      |          |        |            |
|                |                                  | 14916           | HEWLETT-PACKARD                | 573.53    | 0.00     | 0.00   | 573.53   |          |        |            |
| Vendor#        | Vendor Name                      |                 | Class                          | Pay Code  |          |        |          |          |        |            |
| H1399          | HILL-ROM COMPANY, INC ✓          |                 | M                              |           |          |        |          |          |        |            |
| Invoice#       | Comment                          | Tran Dt         | Inv Dt                         | Due Dt    | Check Dt | Pay    | Gross    | Discount | No-Pay | Net        |
| 3237049 ✓      |                                  | 02/16/202       | 11/30/202                      | 12/30/202 |          |        | 607.45   | 0.00     | 0.00   | 607.45 ✓   |
|                |                                  | ENVISION RENTAL |                                |           |          |        |          |          |        |            |
| Vendor Totals: |                                  | Number          | Name                           | Gross     | Discount | No-Pay | Net      |          |        |            |
|                |                                  | H1399           | HILL-ROM COMPANY, INC          | 607.45    | 0.00     | 0.00   | 607.45   |          |        |            |
| Vendor#        | Vendor Name                      |                 | Class                          | Pay Code  |          |        |          |          |        |            |
| 14872          | HOLLAND & KNIGHT LLP ✓           |                 |                                |           |          |        |          |          |        |            |
| Invoice#       | Comment                          | Tran Dt         | Inv Dt                         | Due Dt    | Check Dt | Pay    | Gross    | Discount | No-Pay | Net        |
| 33303969 ✓     |                                  | 02/22/202       | 02/05/202                      | 02/06/202 |          |        | 819.00   | 0.00     | 0.00   | 819.00 ✓   |
|                |                                  | PROF FEES       |                                |           |          |        |          |          |        |            |
| Vendor Totals: |                                  | Number          | Name                           | Gross     | Discount | No-Pay | Net      |          |        |            |
|                |                                  | 14872           | HOLLAND & KNIGHT LLP           | 819.00    | 0.00     | 0.00   | 819.00   |          |        |            |
| Vendor#        | Vendor Name                      |                 | Class                          | Pay Code  |          |        |          |          |        |            |
| H0416          | HOLOGIC INC ✓                    |                 |                                |           |          |        |          |          |        |            |
| Invoice#       | Comment                          | Tran Dt         | Inv Dt                         | Due Dt    | Check Dt | Pay    | Gross    | Discount | No-Pay | Net        |
| 10817499 ✓     |                                  | 02/01/202       | 01/26/202                      | 02/21/202 |          |        | 236.25   | 0.00     | 0.00   | 236.25 ✓   |
|                |                                  | SUPPLIES        |                                |           |          |        |          |          |        |            |
| Vendor Totals: |                                  | Number          | Name                           | Gross     | Discount | No-Pay | Net      |          |        |            |
|                |                                  | H0416           | HOLOGIC INC                    | 236.25    | 0.00     | 0.00   | 236.25   |          |        |            |
| Vendor#        | Vendor Name                      |                 | Class                          | Pay Code  |          |        |          |          |        |            |
| H1797          | HOSPICE OF SOUTH TEXAS ✓         |                 | W                              |           |          |        |          |          |        |            |
| Invoice#       | Comment                          | Tran Dt         | Inv Dt                         | Due Dt    | Check Dt | Pay    | Gross    | Discount | No-Pay | Net        |
| 022224         |                                  | 02/22/202       | 02/02/202                      | 03/01/202 |          |        | 1,000.00 | 0.00     | 0.00   | 1,000.00 ✓ |
|                |                                  | GOLD SPONSOR    |                                |           |          |        |          |          |        |            |



| Vendor Totals: |                                  | Number    | Name                           |           | Gross     | Discount | No-Pay    | Net       |        |             |
|----------------|----------------------------------|-----------|--------------------------------|-----------|-----------|----------|-----------|-----------|--------|-------------|
|                |                                  | H1797     | HOSPICE OF SOUTH TEXAS         |           | 1,000.00  | 0.00     | 0.00      | 1,000.00  |        |             |
| Vendor#        | Vendor Name                      |           |                                | Class     | Pay Code  |          |           |           |        |             |
| 15208          | HOSPITAL CARE CONSULTANTS INC. ✓ |           |                                |           |           |          |           |           |        |             |
| Invoice#       | Comment                          | Tran Dt   | Inv Dt                         | Due Dt    | Check Dt  | Pay      | Gross     | Discount  | No-Pay | Net         |
| 6421 ✓         |                                  | 02/22/202 | 02/15/202                      | 02/25/202 |           |          | 23,663.00 | 0.00      | 0.00   | 23,663.00 ✓ |
|                | HOSPITALIST (1-15th)             |           |                                |           |           |          |           |           |        |             |
| Vendor Totals: |                                  | Number    | Name                           |           | Gross     | Discount | No-Pay    | Net       |        |             |
|                |                                  | 15208     | HOSPITAL CARE CONSULTANTS INC. |           | 23,663.00 | 0.00     | 0.00      | 23,663.00 |        |             |
| Vendor#        | Vendor Name                      |           |                                | Class     | Pay Code  |          |           |           |        |             |
| 10922          | HUNTER PHARMACY SERVICES ✓       |           |                                |           |           |          |           |           |        |             |
| Invoice#       | Comment                          | Tran Dt   | Inv Dt                         | Due Dt    | Check Dt  | Pay      | Gross     | Discount  | No-Pay | Net         |
| 5849 ✓         |                                  | 02/22/202 | 01/31/202                      | 02/20/202 |           |          | 15,292.94 | 0.00      | 0.00   | 15,292.94 ✓ |
|                | PHARMACIST SAL                   |           |                                |           |           |          |           |           |        |             |
| Vendor Totals: |                                  | Number    | Name                           |           | Gross     | Discount | No-Pay    | Net       |        |             |
|                |                                  | 10922     | HUNTER PHARMACY SERVICES       |           | 15,292.94 | 0.00     | 0.00      | 15,292.94 |        |             |
| Vendor#        | Vendor Name                      |           |                                | Class     | Pay Code  |          |           |           |        |             |
| 14976          | INOVALON PROVIDER INC. ✓         |           |                                |           |           |          |           |           |        |             |
| Invoice#       | Comment                          | Tran Dt   | Inv Dt                         | Due Dt    | Check Dt  | Pay      | Gross     | Discount  | No-Pay | Net         |
| 24M-0015629 ✓  |                                  | 02/22/202 | 02/05/202                      | 03/06/202 |           |          | 736.56    | 0.00      | 0.00   | 736.56 ✓    |
|                | SCHEDULING (2/11/24 - 2/29/24)   |           |                                |           |           |          |           |           |        |             |
| Vendor Totals: |                                  | Number    | Name                           |           | Gross     | Discount | No-Pay    | Net       |        |             |
|                |                                  | 14976     | INOVALON PROVIDER INC.         |           | 736.56    | 0.00     | 0.00      | 736.56    |        |             |
| Vendor#        | Vendor Name                      |           |                                | Class     | Pay Code  |          |           |           |        |             |
| 14540          | JINDAL X LLC ✓                   |           |                                |           |           |          |           |           |        |             |
| Invoice#       | Comment                          | Tran Dt   | Inv Dt                         | Due Dt    | Check Dt  | Pay      | Gross     | Discount  | No-Pay | Net         |
| 2023-24-047 ✓  |                                  | 02/09/202 | 02/09/202                      | 02/23/202 |           |          | 9,000.00  | 0.00      | 0.00   | 9,000.00 ✓  |
|                | REVENUE CYCLE MGT                |           |                                |           |           |          |           |           |        |             |
| Vendor Totals: |                                  | Number    | Name                           |           | Gross     | Discount | No-Pay    | Net       |        |             |
|                |                                  | 14540     | JINDAL X LLC                   |           | 9,000.00  | 0.00     | 0.00      | 9,000.00  |        |             |
| Vendor#        | Vendor Name                      |           |                                | Class     | Pay Code  |          |           |           |        |             |
| J1400          | JOHNSON & JOHNSON ✓              |           |                                |           |           |          |           |           |        |             |
| Invoice#       | Comment                          | Tran Dt   | Inv Dt                         | Due Dt    | Check Dt  | Pay      | Gross     | Discount  | No-Pay | Net         |
| 937329181 ✓    |                                  | 02/21/202 | 02/09/202                      | 02/21/202 |           |          | 1,128.00  | 0.00      | 0.00   | 1,128.00 ✓  |
|                | SUPPLIES                         |           |                                |           |           |          |           |           |        |             |
| Vendor Totals: |                                  | Number    | Name                           |           | Gross     | Discount | No-Pay    | Net       |        |             |
|                |                                  | J1400     | JOHNSON & JOHNSON              |           | 1,128.00  | 0.00     | 0.00      | 1,128.00  |        |             |
| Vendor#        | Vendor Name                      |           |                                | Class     | Pay Code  |          |           |           |        |             |
| J1415          | JOHNSTONE SUPPLY ✓               |           |                                |           | W         |          |           |           |        |             |
| Invoice#       | Comment                          | Tran Dt   | Inv Dt                         | Due Dt    | Check Dt  | Pay      | Gross     | Discount  | No-Pay | Net         |
| 6080057 ✓      |                                  | 02/02/202 | 12/11/202                      | 12/21/202 |           |          | 150.40    | 0.00      | 0.00   | 150.40 ✓    |
|                | SUPPLIES                         |           |                                |           |           |          |           |           |        |             |
| Vendor Totals: |                                  | Number    | Name                           |           | Gross     | Discount | No-Pay    | Net       |        |             |
|                |                                  | J1415     | JOHNSTONE SUPPLY               |           | 150.40    | 0.00     | 0.00      | 150.40    |        |             |
| Vendor#        | Vendor Name                      |           |                                | Class     | Pay Code  |          |           |           |        |             |
| L0700          | LABCORP OF AMERICA HOLDINGS ✓    |           |                                |           | M         |          |           |           |        |             |
| Invoice#       | Comment                          | Tran Dt   | Inv Dt                         | Due Dt    | Check Dt  | Pay      | Gross     | Discount  | No-Pay | Net         |
| 79006134 ✓     |                                  | 02/22/202 | 01/27/202                      | 02/21/202 |           |          | 51.29     | 0.00      | 0.00   | 51.29 ✓     |
|                | LAB SERV                         |           |                                |           |           |          |           |           |        |             |
| Vendor Totals: |                                  | Number    | Name                           |           | Gross     | Discount | No-Pay    | Net       |        |             |
|                |                                  | L0700     | LABCORP OF AMERICA HOLDINGS    |           | 51.29     | 0.00     | 0.00      | 51.29     |        |             |
| Vendor#        | Vendor Name                      |           |                                | Class     | Pay Code  |          |           |           |        |             |
| 10972          | M G TRUST ✓                      |           |                                |           |           |          |           |           |        |             |
| Invoice#       | Comment                          | Tran Dt   | Inv Dt                         | Due Dt    | Check Dt  | Pay      | Gross     | Discount  | No-Pay | Net         |
| 021224 ✓       |                                  | 02/22/202 | 02/12/202                      | 03/01/202 |           |          | 1,140.86  | 0.00      | 0.00   | 1,140.86 ✓  |
|                | PAYROLL DEDUCT                   |           |                                |           |           |          |           |           |        |             |



| Vendor Totals: |                                 | Number    | Name                       |           |          | Gross    | Discount | No-Pay   | Net      |            |
|----------------|---------------------------------|-----------|----------------------------|-----------|----------|----------|----------|----------|----------|------------|
|                |                                 | 10972     | M G TRUST                  |           |          | 1,140.86 | 0.00     | 0.00     | 1,140.86 |            |
| Vendor#        | Vendor Name                     |           |                            | Class     | Pay Code |          |          |          |          |            |
| 15200          | MANAGED CARE PARTNERS INC. ✓    |           |                            |           |          |          |          |          |          |            |
| Invoice#       | Comment                         | Tran Dt   | Inv Dt                     | Due Dt    | Check Dt | Pay      | Gross    | Discount | No-Pay   | Net        |
| 6340 ✓         |                                 | 02/21/202 | 03/01/202                  | 03/01/202 |          |          | 500.00   | 0.00     | 0.00     | 500.00 ✓   |
|                | MARCH 24 PROF FEES              |           |                            |           |          |          |          |          |          |            |
| Vendor Totals: |                                 | Number    | Name                       |           |          | Gross    | Discount | No-Pay   | Net      |            |
|                |                                 | 15200     | MANAGED CARE PARTNERS INC. |           |          | 500.00   | 0.00     | 0.00     | 500.00   |            |
| Vendor#        | Vendor Name                     |           |                            | Class     | Pay Code |          |          |          |          |            |
| M1511          | MARKETLAB, INC ✓                |           |                            | W         |          |          |          |          |          |            |
| Invoice#       | Comment                         | Tran Dt   | Inv Dt                     | Due Dt    | Check Dt | Pay      | Gross    | Discount | No-Pay   | Net        |
| IN02146113 ✓   |                                 | 02/21/202 | 01/25/202                  | 02/21/202 |          |          | 228.44   | 0.00     | 0.00     | 228.44 ✓   |
|                | SUPPLIES                        |           |                            |           |          |          |          |          |          |            |
| Vendor Totals: |                                 | Number    | Name                       |           |          | Gross    | Discount | No-Pay   | Net      |            |
|                |                                 | M1511     | MARKETLAB, INC             |           |          | 228.44   | 0.00     | 0.00     | 228.44   |            |
| Vendor#        | Vendor Name                     |           |                            | Class     | Pay Code |          |          |          |          |            |
| M2178          | MCKESSON MEDICAL SURGICAL INC ✓ |           |                            |           |          |          |          |          |          |            |
| Invoice#       | Comment                         | Tran Dt   | Inv Dt                     | Due Dt    | Check Dt | Pay      | Gross    | Discount | No-Pay   | Net        |
| 20219436 ✓     |                                 | 02/16/202 | 01/17/202                  | 02/01/202 |          |          | 209.53   | 0.00     | 0.00     | 209.53 ✓   |
|                | SUPPLIES                        |           |                            |           |          |          |          |          |          |            |
| 20234184 ✓     |                                 | 02/16/202 | 01/20/202                  | 02/04/202 |          |          | 439.64   | 0.00     | 0.00     | 439.64 ✓   |
|                | SUPPLIES                        |           |                            |           |          |          |          |          |          |            |
| 20236970 ✓     |                                 | 02/16/202 | 01/23/202                  | 02/07/202 |          |          | 1,020.03 | 0.00     | 0.00     | 1,020.03 ✓ |
|                | SUPPLIES                        |           |                            |           |          |          |          |          |          |            |
| 20241618 ✓     |                                 | 02/16/202 | 01/24/202                  | 02/08/202 |          |          | 97.92    | 0.00     | 0.00     | 97.92 ✓    |
|                | SUPPLIES                        |           |                            |           |          |          |          |          |          |            |
| 20257020 ✓     |                                 | 02/16/202 | 01/26/202                  | 02/10/202 |          |          | 117.06   | 0.00     | 0.00     | 117.06 ✓   |
|                | SUPPLIES                        |           |                            |           |          |          |          |          |          |            |
| 20269904 ✓     |                                 | 02/16/202 | 01/31/202                  | 02/15/202 |          |          | 200.27   | 0.00     | 0.00     | 200.27 ✓   |
|                | SUPPLIES                        |           |                            |           |          |          |          |          |          |            |
| 20269463 ✓     |                                 | 02/16/202 | 01/31/202                  | 02/15/202 |          |          | 124.78   | 0.00     | 0.00     | 124.78 ✓   |
|                | SUPPLIES                        |           |                            |           |          |          |          |          |          |            |
| 20272574 ✓     |                                 | 02/16/202 | 02/01/202                  | 02/16/202 |          |          | 604.61   | 0.00     | 0.00     | 604.61 ✓   |
|                | SUPPLIES                        |           |                            |           |          |          |          |          |          |            |
| 20287804 ✓     |                                 | 02/16/202 | 02/06/202                  | 02/21/202 |          |          | 488.90   | 0.00     | 0.00     | 488.90 ✓   |
|                | SUPPLIES                        |           |                            |           |          |          |          |          |          |            |
| 20286188 ✓     |                                 | 02/16/202 | 02/06/202                  | 02/21/202 |          |          | 162.69   | 0.00     | 0.00     | 162.69 ✓   |
|                | SUPPLIES                        |           |                            |           |          |          |          |          |          |            |
| 20310091 ✓     |                                 | 02/16/202 | 02/12/202                  | 02/27/202 |          |          | 153.59   | 0.00     | 0.00     | 153.59 ✓   |
|                | SUPPLIES                        |           |                            |           |          |          |          |          |          |            |
| 20339983 ✓     |                                 | 02/16/202 | 02/20/202                  | 03/07/202 |          |          | 877.05   | 0.00     | 0.00     | 877.05 ✓   |
|                | SUPPLIES                        |           |                            |           |          |          |          |          |          |            |
| 20347798 ✓     |                                 | 02/16/202 | 02/22/202                  | 03/09/202 |          |          | 73.40    | 0.00     | 0.00     | 73.40 ✓    |
|                | SUPPLIES                        |           |                            |           |          |          |          |          |          |            |
| 20359457 ✓     |                                 | 02/16/202 | 02/24/202                  | 03/11/202 |          |          | 97.92    | 0.00     | 0.00     | 97.92 ✓    |
|                | SUPPLIES                        |           |                            |           |          |          |          |          |          |            |
| 20389870 ✓     |                                 | 02/16/202 | 03/06/202                  | 03/21/202 |          |          | 16.23    | 0.00     | 0.00     | 16.23 ✓    |
|                | SUPPLIES                        |           |                            |           |          |          |          |          |          |            |
| 20391032 ✓     |                                 | 02/16/202 | 03/07/202                  | 03/22/202 |          |          | 588.09   | 0.00     | 0.00     | 588.09 ✓   |
|                | SUPPLIES                        |           |                            |           |          |          |          |          |          |            |
| 20408138 ✓     |                                 | 02/16/202 | 03/10/202                  | 03/25/202 |          |          | 590.32   | 0.00     | 0.00     | 590.32 ✓   |
|                | SUPPLIES                        |           |                            |           |          |          |          |          |          |            |
| 20414320 ✓     |                                 | 02/16/202 | 03/13/202                  | 03/28/202 |          |          | 38.02    | 0.00     | 0.00     | 38.02 ✓    |
|                | SUPPLIES                        |           |                            |           |          |          |          |          |          |            |
| 20429950 ✓     |                                 | 02/16/202 | 03/13/202                  | 03/28/202 |          |          | 117.06   | 0.00     | 0.00     | 117.06 ✓   |

|          |          |                               |          |      |      |          |
|----------|----------|-------------------------------|----------|------|------|----------|
| 20431534 | SUPPLIES | 02/16/202 03/17/202 04/01/202 | 307.44   | 0.00 | 0.00 | 307.44   |
| 20451590 | SUPPLIES | 02/16/202 03/23/202 04/07/202 | 84.44    | 0.00 | 0.00 | 84.44    |
| 20460405 | SUPPLIES | 02/16/202 03/27/202 04/11/202 | 437.41   | 0.00 | 0.00 | 437.41   |
| 20460137 | SUPPLIES | 02/16/202 03/27/202 04/11/202 | 488.90   | 0.00 | 0.00 | 488.90   |
| 20501350 | SUPPLIES | 02/16/202 04/05/202 04/20/202 | 439.24   | 0.00 | 0.00 | 439.24   |
| 20518063 | SUPPLIES | 02/16/202 04/10/202 04/25/202 | 680.86   | 0.00 | 0.00 | 680.86   |
| 20531091 | SUPPLIES | 02/16/202 04/12/202 04/27/202 | 97.52    | 0.00 | 0.00 | 97.52    |
| 20533456 | SUPPLIES | 02/16/202 04/13/202 04/28/202 | 86.33    | 0.00 | 0.00 | 86.33    |
| 20536997 | SUPPLIES | 02/16/202 04/14/202 04/29/202 | 154.64   | 0.00 | 0.00 | 154.64   |
| 20547834 | SUPPLIES | 02/16/202 04/18/202 05/03/202 | 278.12   | 0.00 | 0.00 | 278.12   |
| 20568883 | SUPPLIES | 02/16/202 04/24/202 05/09/202 | 209.13   | 0.00 | 0.00 | 209.13   |
| 20581849 | SUPPLIES | 02/16/202 04/26/202 05/11/202 | 234.12   | 0.00 | 0.00 | 234.12   |
| 20639161 | SUPPLIES | 02/16/202 05/12/202 05/27/202 | 198.04   | 0.00 | 0.00 | 198.04   |
| 20654212 | SUPPLIES | 02/16/202 05/17/202 06/01/202 | 973.34   | 0.00 | 0.00 | 973.34   |
| 20657111 | SUPPLIES | 02/19/202 05/17/202 06/01/202 | 91.87    | 0.00 | 0.00 | 91.87    |
| 20657866 | SUPPLIES | 02/19/202 05/17/202 06/01/202 | 76.06    | 0.00 | 0.00 | 76.06    |
| 20669326 | SUPPLIES | 02/19/202 05/22/202 06/06/202 | 820.19   | 0.00 | 0.00 | 820.19   |
| 20675331 | SUPPLIES | 02/19/202 05/23/202 06/07/202 | 548.24   | 0.00 | 0.00 | 548.24   |
| 20694205 | SUPPLIES | 02/19/202 05/30/202 06/14/202 | 1,358.60 | 0.00 | 0.00 | 1,358.60 |
| 20694204 | SUPPLIES | 02/19/202 05/30/202 06/14/202 | 270.12   | 0.00 | 0.00 | 270.12   |
| 20716132 | SUPPLIES | 02/19/202 06/05/202 06/20/202 | 1,360.43 | 0.00 | 0.00 | 1,360.43 |
| 20716131 | SUPPLIES | 02/19/202 06/05/202 06/20/202 | 270.12   | 0.00 | 0.00 | 270.12   |
| 20734850 | SUPPLIES | 02/19/202 06/08/202 06/23/202 | 209.13   | 0.00 | 0.00 | 209.13   |
| 20762080 | SUPPLIES | 02/19/202 06/16/202 07/01/202 | 46.73    | 0.00 | 0.00 | 46.73    |
| 20770205 | SUPPLIES | 02/19/202 06/19/202 07/04/202 | 603.46   | 0.00 | 0.00 | 603.46   |
| 20801782 | SUPPLIES | 02/19/202 06/28/202 07/13/202 | 126.61   | 0.00 | 0.00 | 126.61   |
| 20828470 | SUPPLIES | 02/19/202 07/06/202 07/21/202 | 90.53    | 0.00 | 0.00 | 90.53    |
| 20832084 | SUPPLIES | 02/19/202 07/07/202 07/22/202 | 247.59   | 0.00 | 0.00 | 247.59   |



|          |   |          |                               |          |      |      |          |   |
|----------|---|----------|-------------------------------|----------|------|------|----------|---|
| 20856693 | ✓ | SUPPLIES | 02/19/202 07/14/202 07/29/202 | 1,319.09 | 0.00 | 0.00 | 1,319.09 | ✓ |
| 20882703 | ✓ | SUPPLIES | 02/19/202 07/20/202 08/04/202 | 79.01    | 0.00 | 0.00 | 79.01    | ✓ |
| 20882080 | ✓ | SUPPLIES | 02/19/202 07/24/202 08/08/202 | 2,274.23 | 0.00 | 0.00 | 2,274.23 | ✓ |
| 20898002 | ✓ | SUPPLIES | 02/19/202 07/25/202 08/09/202 | 308.73   | 0.00 | 0.00 | 308.73   | ✓ |
| 20932199 | ✓ | SUPPLIES | 02/19/202 08/02/202 08/17/202 | 155.59   | 0.00 | 0.00 | 155.59   | ✓ |
| 20942474 | ✓ | SUPPLIES | 02/19/202 08/04/202 08/19/202 | 890.57   | 0.00 | 0.00 | 890.57   | ✓ |
| 20959173 | ✓ | SUPPLIES | 02/19/202 08/09/202 08/24/202 | 29.42    | 0.00 | 0.00 | 29.42    | ✓ |
| 20981530 | ✓ | SUPPLIES | 02/19/202 08/15/202 08/30/202 | 90.56    | 0.00 | 0.00 | 90.56    | ✓ |
| 20986523 | ✓ | SUPPLIES | 02/19/202 08/16/202 08/31/202 | 224.41   | 0.00 | 0.00 | 224.41   | ✓ |
| 21003004 | ✓ | SUPPLIES | 02/19/202 08/21/202 09/05/202 | 53.76    | 0.00 | 0.00 | 53.76    | ✓ |
| 21006906 | ✓ | SUPPLIES | 02/19/202 08/22/202 09/06/202 | 58.37    | 0.00 | 0.00 | 58.37    | ✓ |
| 21043473 | ✓ | SUPPLIES | 02/19/202 08/23/202 09/07/202 | 29.42    | 0.00 | 0.00 | 29.42    | ✓ |
| 21013774 | ✓ | SUPPLIES | 02/19/202 08/23/202 09/07/202 | 461.95   | 0.00 | 0.00 | 461.95   | ✓ |
| 21021727 | ✓ | SUPPLIES | 02/19/202 08/24/202 09/08/202 | 117.06   | 0.00 | 0.00 | 117.06   | ✓ |
| 21025930 | ✓ | SUPPLIES | 02/19/202 08/25/202 09/09/202 | 208.81   | 0.00 | 0.00 | 208.81   | ✓ |
| 21053968 | ✓ | SUPPLIES | 02/19/202 09/01/202 09/16/202 | 486.67   | 0.00 | 0.00 | 486.67   | ✓ |
| 21053473 | ✓ | SUPPLIES | 02/19/202 09/05/202 09/20/202 | 1,071.50 | 0.00 | 0.00 | 1,071.50 | ✓ |
| 21099208 | ✓ | SUPPLIES | 02/19/202 09/13/202 09/28/202 | 98.97    | 0.00 | 0.00 | 98.97    | ✓ |
| 21098640 | ✓ | SUPPLIES | 02/19/202 09/13/202 09/28/202 | 387.22   | 0.00 | 0.00 | 387.22   | ✓ |
| 21114580 | ✓ | SUPPLIES | 02/19/202 09/18/202 10/03/202 | 152.53   | 0.00 | 0.00 | 152.53   | ✓ |
| 21112611 | ✓ | SUPPLIES | 02/19/202 09/18/202 10/03/202 | 208.81   | 0.00 | 0.00 | 208.81   | ✓ |
| 21126785 | ✓ | SUPPLIES | 02/19/202 09/20/202 10/05/202 | 47.32    | 0.00 | 0.00 | 47.32    | ✓ |
| 21135722 | ✓ | SUPPLIES | 02/19/202 09/22/202 10/07/202 | 63.96    | 0.00 | 0.00 | 63.96    | ✓ |
| 21147039 | ✓ | SUPPLIES | 02/19/202 09/22/202 10/07/202 | 166.25   | 0.00 | 0.00 | 166.25   | ✓ |
| 21140479 | ✓ | SUPPLIES | 02/19/202 09/25/202 10/10/202 | 1,426.46 | 0.00 | 0.00 | 1,426.46 | ✓ |
| 21144761 | ✓ | SUPPLIES | 02/19/202 09/25/202 10/10/202 | 53.76    | 0.00 | 0.00 | 53.76    | ✓ |
| 21158972 | ✓ | SUPPLIES | 02/19/202 09/25/202 10/10/202 | 922.39   | 0.00 | 0.00 | 922.39   | ✓ |
| 21198826 | ✓ | SUPPLIES | 02/19/202 10/09/202 10/24/202 | 95.55    | 0.00 | 0.00 | 95.55    | ✓ |

|          |   |          |                               |          |      |      |          |   |
|----------|---|----------|-------------------------------|----------|------|------|----------|---|
| 21224488 | ✓ | SUPPLIES | 02/19/202 10/16/202 10/31/202 | 1,427.02 | 0.00 | 0.00 | 1,427.02 | ✓ |
| 21248525 | ✓ | SUPPLIES | 02/19/202 10/20/202 11/04/202 | 180.11   | 0.00 | 0.00 | 180.11   | ✓ |
| 21257627 | ✓ | SUPPLIES | 02/19/202 10/23/202 11/07/202 | 29.75    | 0.00 | 0.00 | 29.75    | ✓ |
| 21255985 | ✓ | SUPPLIES | 02/19/202 10/23/202 11/07/202 | 121.53   | 0.00 | 0.00 | 121.53   | ✓ |
| 21255891 | ✓ | SUPPLIES | 02/19/202 10/23/202 11/07/202 | 70.82    | 0.00 | 0.00 | 70.82    | ✓ |
| 21410914 | ✓ | SUPPLIES | 02/19/202 11/03/202 11/18/202 | 308.73   | 0.00 | 0.00 | 308.73   | ✓ |
| 21313569 | ✓ | SUPPLIES | 02/19/202 11/06/202 11/21/202 | 1,287.28 | 0.00 | 0.00 | 1,287.28 | ✓ |
| 21383632 | ✓ | SUPPLIES | 02/19/202 11/06/202 11/21/202 | 486.67   | 0.00 | 0.00 | 486.67   | ✓ |
| 21347548 | ✓ | SUPPLIES | 02/19/202 11/14/202 11/29/202 | 1,992.20 | 0.00 | 0.00 | 1,992.20 | ✓ |
| 21375352 | ✓ | SUPPLIES | 02/19/202 11/20/202 12/05/202 | 424.68   | 0.00 | 0.00 | 424.68   | ✓ |
| 21391656 | ✓ | SUPPLIES | 02/19/202 11/27/202 12/12/202 | 54.32    | 0.00 | 0.00 | 54.32    | ✓ |
| 21397672 | ✓ | SUPPLIES | 02/19/202 11/28/202 12/13/202 | 45.81    | 0.00 | 0.00 | 45.81    | ✓ |
| 21430363 | ✓ | SUPPLIES | 02/19/202 12/05/202 12/20/202 | 242.17   | 0.00 | 0.00 | 242.17   | ✓ |
| 21428972 | ✓ | SUPPLIES | 02/19/202 12/05/202 12/20/202 | 60.14    | 0.00 | 0.00 | 60.14    | ✓ |
| 21443890 | ✓ | SUPPLIES | 02/19/202 12/07/202 12/22/202 | 529.21   | 0.00 | 0.00 | 529.21   | ✓ |
| 21464690 | ✓ | SUPPLIES | 02/19/202 12/13/202 12/28/202 | 1,130.74 | 0.00 | 0.00 | 1,130.74 | ✓ |
| 21485420 | ✓ | SUPPLIES | 02/19/202 12/18/202 01/02/202 | 361.35   | 0.00 | 0.00 | 361.35   | ✓ |
| 21491507 | ✓ | SUPPLIES | 02/19/202 12/19/202 01/03/202 | 1,968.37 | 0.00 | 0.00 | 1,968.37 | ✓ |
| 21500006 | ✓ | SUPPLIES | 02/19/202 12/21/202 01/05/202 | 129.06   | 0.00 | 0.00 | 129.06   | ✓ |
| 21520458 | ✓ | SUPPLIES | 02/19/202 12/28/202 01/12/202 | 486.67   | 0.00 | 0.00 | 486.67   | ✓ |
| 19549730 | ✓ | SUPPLIES | 02/20/202 07/03/202 07/18/202 | 101.80   | 0.00 | 0.00 | 101.80   | ✓ |
| 19758806 | ✓ | SUPPLIES | 02/20/202 08/29/202 09/13/202 | 51.76    | 0.00 | 0.00 | 51.76    | ✓ |
| 19780894 | ✓ | SUPPLIES | 02/20/202 09/02/202 09/17/202 | 190.11   | 0.00 | 0.00 | 190.11   | ✓ |
| 19794152 | ✓ | SUPPLIES | 02/20/202 09/07/202 09/22/202 | 1,175.68 | 0.00 | 0.00 | 1,175.68 | ✓ |
| 19795533 | ✓ | SUPPLIES | 02/20/202 09/08/202 09/23/202 | 472.50   | 0.00 | 0.00 | 472.50   | ✓ |
| 19797167 | ✓ | SUPPLIES | 02/20/202 09/08/202 09/23/202 | 42.00    | 0.00 | 0.00 | 42.00    | ✓ |
| 19803506 | ✓ | SUPPLIES | 02/20/202 09/09/202 09/24/202 | 95.15    | 0.00 | 0.00 | 95.15    | ✓ |
| 19819255 | ✓ | SUPPLIES | 02/20/202 09/14/202 09/29/202 | 1,525.73 | 0.00 | 0.00 | 1,525.73 | ✓ |



|          |   |          |                               |          |      |      |          |   |
|----------|---|----------|-------------------------------|----------|------|------|----------|---|
| 19844167 | ✓ | SUPPLIES | 02/20/202 09/20/202 10/05/202 | 91.21    | 0.00 | 0.00 | 91.21    | ✓ |
| 19845439 | ✓ | SUPPLIES | 02/20/202 09/20/202 10/05/202 | 94.24    | 0.00 | 0.00 | 94.24    | ✓ |
| 19861485 | ✓ | SUPPLIES | 02/20/202 09/23/202 10/08/202 | 95.25    | 0.00 | 0.00 | 95.25    | ✓ |
| 19894466 | ✓ | SUPPLIES | 02/20/202 10/03/202 10/18/202 | 551.06   | 0.00 | 0.00 | 551.06   | ✓ |
| 19918183 | ✓ | SUPPLIES | 02/20/202 10/10/202 10/25/202 | 33.34    | 0.00 | 0.00 | 33.34    | ✓ |
| 19918187 | ✓ | SUPPLIES | 02/20/202 10/10/202 10/25/202 | 1,020.19 | 0.00 | 0.00 | 1,020.19 | ✓ |
| 19925655 | ✓ | SUPPLIES | 02/20/202 10/12/202 10/27/202 | 93.54    | 0.00 | 0.00 | 93.54    | ✓ |
| 19946274 | ✓ | SUPPLIES | 02/20/202 10/18/202 11/02/202 | 41.44    | 0.00 | 0.00 | 41.44    | ✓ |
| 19951657 | ✓ | SUPPLIES | 02/20/202 10/19/202 11/03/202 | 343.52   | 0.00 | 0.00 | 343.52   | ✓ |
| 19957777 | ✓ | SUPPLIES | 02/20/202 10/21/202 11/05/202 | 35.73    | 0.00 | 0.00 | 35.73    | ✓ |
| 19962715 | ✓ | SUPPLIES | 02/20/202 10/24/202 11/08/202 | 1,017.80 | 0.00 | 0.00 | 1,017.80 | ✓ |
| 19967888 | ✓ | SUPPLIES | 02/20/202 10/25/202 11/09/202 | 170.69   | 0.00 | 0.00 | 170.69   | ✓ |
| 20004645 | ✓ | SUPPLIES | 02/20/202 11/03/202 11/18/202 | 1,027.89 | 0.00 | 0.00 | 1,027.89 | ✓ |
| 20013501 | ✓ | SUPPLIES | 02/20/202 11/07/202 11/22/202 | 189.47   | 0.00 | 0.00 | 189.47   | ✓ |
| 20022747 | ✓ | SUPPLIES | 02/20/202 11/09/202 11/24/202 | 182.42   | 0.00 | 0.00 | 182.42   | ✓ |
| 20022666 | ✓ | SUPPLIES | 02/20/202 11/09/202 11/24/202 | 87.61    | 0.00 | 0.00 | 87.61    | ✓ |
| 20035456 | ✓ | SUPPLIES | 02/20/202 11/14/202 11/29/202 | 517.64   | 0.00 | 0.00 | 517.64   | ✓ |
| 20040563 | ✓ | SUPPLIES | 02/20/202 11/15/202 11/30/202 | 1,017.80 | 0.00 | 0.00 | 1,017.80 | ✓ |
| 20049603 | ✓ | SUPPLIES | 02/20/202 11/17/202 12/02/202 | 474.89   | 0.00 | 0.00 | 474.89   | ✓ |
| 20058669 | ✓ | SUPPLIES | 02/20/202 11/21/202 12/06/202 | 838.30   | 0.00 | 0.00 | 838.30   | ✓ |
| 20058572 | ✓ | SUPPLIES | 02/20/202 11/21/202 12/06/202 | 43.30    | 0.00 | 0.00 | 43.30    | ✓ |
| 20068568 | ✓ | SUPPLIES | 02/20/202 11/23/202 12/08/202 | 439.80   | 0.00 | 0.00 | 439.80   | ✓ |
| 20075588 | ✓ | SUPPLIES | 02/20/202 11/28/202 12/13/202 | 588.09   | 0.00 | 0.00 | 588.09   | ✓ |
| 20087798 | ✓ | SUPPLIES | 02/20/202 11/30/202 12/15/202 | 52.69    | 0.00 | 0.00 | 52.69    | ✓ |
| 20095907 | ✓ | SUPPLIES | 02/20/202 12/02/202 12/17/202 | 474.89   | 0.00 | 0.00 | 474.89   | ✓ |
| 20096010 | ✓ | SUPPLIES | 02/20/202 12/02/202 12/17/202 | 437.41   | 0.00 | 0.00 | 437.41   | ✓ |
| 20096176 | ✓ | SUPPLIES | 02/20/202 12/02/202 12/17/202 | 770.51   | 0.00 | 0.00 | 770.51   | ✓ |
| 20098419 | ✓ | SUPPLIES | 02/20/202 12/05/202 12/20/202 | 1,017.80 | 0.00 | 0.00 | 1,017.80 | ✓ |



|                            |                               |                |                               |           |           |              |           |          |        |             |
|----------------------------|-------------------------------|----------------|-------------------------------|-----------|-----------|--------------|-----------|----------|--------|-------------|
|                            |                               | SUPPLIES       |                               |           |           |              |           |          |        |             |
| 20135663                   | ✓                             |                | 02/20/202                     | 12/15/202 | 12/30/202 |              | 297.61    | 0.00     | 0.00   | 297.61 ✓    |
|                            |                               | SUPPLIES       |                               |           |           |              |           |          |        |             |
| 20146647                   | ✓                             |                | 02/20/202                     | 12/20/202 | 01/04/202 |              | 40.34     | 0.00     | 0.00   | 40.34 ✓     |
|                            |                               | SUPPLIES       |                               |           |           |              |           |          |        |             |
| 20161412                   | ✓                             |                | 02/20/202                     | 12/23/202 | 01/15/202 |              | 1,525.09  | 0.00     | 0.00   | 1,525.09 ✓  |
|                            |                               | SUPPLIES       |                               |           |           |              |           |          |        |             |
| 20163087                   | ✓                             |                | 02/20/202                     | 12/23/202 | 01/07/202 |              | 93.54     | 0.00     | 0.00   | 93.54 ✓     |
|                            |                               | SUPPLIES       |                               |           |           |              |           |          |        |             |
| Vendor Totals: Number Name |                               |                |                               |           |           |              | Gross     | Discount | No-Pay | Net         |
|                            |                               | M2178          | MCKESSON MEDICAL SURGICAL INC |           |           |              | 56,985.15 | 0.00     | 0.00   | 56,985.15   |
| Vendor#                    | Vendor Name                   |                | Class                         |           | Pay Code  |              |           |          |        |             |
| 11612                      | MEDICAL AIR SERVICES ASSOC. ✓ |                |                               |           |           |              |           |          |        |             |
|                            | Invoice#                      | Comment        | Tran Dt                       | Inv Dt    | Due Dt    | Check Dt Pay | Gross     | Discount | No-Pay | Net         |
|                            | 1758277                       | ✓              | 02/22/202                     | 02/15/202 | 03/01/202 |              | 1,836.00  | 0.00     | 0.00   | 1,836.00 ✓  |
|                            |                               | PAYROLL DEDUCT |                               |           |           |              |           |          |        |             |
| Vendor Totals: Number Name |                               |                |                               |           |           |              | Gross     | Discount | No-Pay | Net         |
|                            |                               | 11612          | MEDICAL AIR SERVICES ASSOC.   |           |           |              | 1,836.00  | 0.00     | 0.00   | 1,836.00    |
| Vendor#                    | Vendor Name                   |                | Class                         |           | Pay Code  |              |           |          |        |             |
| 15260                      | MEDICAL COMPUTING SOLUTIONS ✓ |                |                               |           |           |              |           |          |        |             |
|                            | Invoice#                      | Comment        | Tran Dt                       | Inv Dt    | Due Dt    | Check Dt Pay | Gross     | Discount | No-Pay | Net         |
|                            | CW-31379                      | ✓              | 02/22/202                     | 01/31/202 | 03/01/202 |              | 7,500.00  | 0.00     | 0.00   | 7,500.00 ✓  |
|                            |                               | TECH SUPPORT   |                               |           |           |              |           |          |        |             |
| Vendor Totals: Number Name |                               |                |                               |           |           |              | Gross     | Discount | No-Pay | Net         |
|                            |                               | 15260          | MEDICAL COMPUTING SOLUTIONS   |           |           |              | 7,500.00  | 0.00     | 0.00   | 7,500.00    |
| Vendor#                    | Vendor Name                   |                | Class                         |           | Pay Code  |              |           |          |        |             |
| M2470                      | MEDLINE INDUSTRIES INC ✓      |                | M                             |           |           |              |           |          |        |             |
|                            | Invoice#                      | Comment        | Tran Dt                       | Inv Dt    | Due Dt    | Check Dt Pay | Gross     | Discount | No-Pay | Net         |
|                            | 2301042088                    | ✓              | 01/02/202                     | 12/31/202 | 01/25/202 |              | 16,764.18 | 0.00     | 0.00   | 16,764.18 ✓ |
|                            |                               | SUPPLIES       |                               |           |           |              |           |          |        |             |
|                            | 2287813367                    | ✓              | 02/01/202                     | 10/05/202 | 10/30/202 |              | 93.30     | 0.00     | 0.00   | 93.30 ✓     |
|                            |                               | SUPPLIES       |                               |           |           |              |           |          |        |             |
|                            | 2304272071                    | ✓              | 02/01/202                     | 01/22/202 | 02/16/202 |              | 861.12    | 0.00     | 0.00   | 861.12 ✓    |
|                            |                               | SUPPLIES       |                               |           |           |              |           |          |        |             |
|                            | 2300828664                    | ✓              | 02/02/202                     | 12/29/202 | 01/23/202 |              | 114.69    | 0.00     | 0.00   | 114.69 ✓    |
|                            |                               | SUPPLIES       |                               |           |           |              |           |          |        |             |
|                            | 2301023716                    | ✓              | 02/02/202                     | 12/31/202 | 01/25/202 |              | 3,706.05  | 0.00     | 0.00   | 3,706.05 ✓  |
|                            |                               | SUPPLIES       |                               |           |           |              |           |          |        |             |
|                            | 2306418065                    | ✓              | 02/21/202                     | 02/06/202 | 03/02/202 |              | 843.62    | 0.00     | 0.00   | 843.62 ✓    |
|                            |                               | SUPPLIES       |                               |           |           |              |           |          |        |             |
|                            | 2306473655                    | ✓              | 02/21/202                     | 02/07/202 | 03/03/202 |              | 166.59    | 0.00     | 0.00   | 166.59 ✓    |
|                            |                               | SUPPLIES       |                               |           |           |              |           |          |        |             |
|                            | 2306473647                    | ✓              | 02/21/202                     | 02/07/202 | 03/03/202 |              | 332.61    | 0.00     | 0.00   | 332.61 ✓    |
|                            |                               | SUPPLIES       |                               |           |           |              |           |          |        |             |
|                            | 2306601720                    | ✓              | 02/21/202                     | 02/07/202 | 03/03/202 |              | 171.25    | 0.00     | 0.00   | 171.25 ✓    |
|                            |                               | SUPPLIES       |                               |           |           |              |           |          |        |             |
|                            | 2306473661                    | ✓              | 02/21/202                     | 02/07/202 | 03/03/202 |              | 61.63     | 0.00     | 0.00   | 61.63 ✓     |
|                            |                               | SUPPLIES       |                               |           |           |              |           |          |        |             |
|                            | 2306473659                    | ✓              | 02/21/202                     | 02/07/202 | 03/03/202 |              | 17,103.07 | 0.00     | 0.00   | 17,103.07 ✓ |
|                            |                               | SUPPLIES       |                               |           |           |              |           |          |        |             |
|                            | 2306473657                    | ✓              | 02/21/202                     | 02/07/202 | 03/03/202 |              | 547.04    | 0.00     | 0.00   | 547.04 ✓    |
|                            |                               | SUPPLIES       |                               |           |           |              |           |          |        |             |
|                            | 2306473662                    | ✓              | 02/21/202                     | 02/07/202 | 03/03/202 |              | 12.91     | 0.00     | 0.00   | 12.91 ✓     |
|                            |                               | SUPPLIES       |                               |           |           |              |           |          |        |             |
|                            | 2306473653                    | ✓              | 02/21/202                     | 02/07/202 | 03/03/202 |              | 119.13    | 0.00     | 0.00   | 119.13 ✓    |
|                            |                               | SUPPLIES       |                               |           |           |              |           |          |        |             |

*u2.39 / Freight 108.80*



|            |          |           |           |           |  |  |          |      |      |          |
|------------|----------|-----------|-----------|-----------|--|--|----------|------|------|----------|
| 2306473650 | SUPPLIES | 02/21/202 | 02/07/202 | 03/03/202 |  |  | 2,118.80 | 0.00 | 0.00 | 2,118.80 |
| 2307244369 | SUPPLIES | 02/21/202 | 02/13/202 | 03/09/202 |  |  | 270.55   | 0.00 | 0.00 | 270.55   |
| 2307244370 | SUPPLIES | 02/21/202 | 02/13/202 | 03/09/202 |  |  | 11.92    | 0.00 | 0.00 | 11.92    |
| 2307244368 | SUPPLIES | 02/21/202 | 02/13/202 | 03/09/202 |  |  | 308.28   | 0.00 | 0.00 | 308.28   |
| 2307412981 | SUPPLIES | 02/21/202 | 02/14/202 | 03/10/202 |  |  | 975.32   | 0.00 | 0.00 | 975.32   |
| 2307412993 | SUPPLIES | 02/21/202 | 02/14/202 | 03/10/202 |  |  | 5,613.91 | 0.00 | 0.00 | 5,613.91 |
| 2307412978 | SUPPLIES | 02/21/202 | 02/14/202 | 03/10/202 |  |  | 547.04   | 0.00 | 0.00 | 547.04   |
| 2307412976 | SUPPLIES | 02/21/202 | 02/14/202 | 03/10/202 |  |  | 937.32   | 0.00 | 0.00 | 937.32   |
| 2307412975 | SUPPLIES | 02/21/202 | 02/14/202 | 03/10/202 |  |  | 32.92    | 0.00 | 0.00 | 32.92    |
| 2307412979 | SUPPLIES | 02/21/202 | 02/14/202 | 03/10/202 |  |  | 94.87    | 0.00 | 0.00 | 94.87    |
| 2307412994 | SUPPLIES | 02/21/202 | 02/14/202 | 03/10/202 |  |  | 166.59   | 0.00 | 0.00 | 166.59   |

*+ 9.57 Freight 23.35*

|                       |                        |           |          |        |           |
|-----------------------|------------------------|-----------|----------|--------|-----------|
| Vendor Totals: Number | Name                   | Gross     | Discount | No-Pay | Net       |
| M2470                 | MEDLINE INDUSTRIES INC | 51,974.71 | 0.00     | 0.00   | 51,974.71 |

|         |                         |       |          |
|---------|-------------------------|-------|----------|
| Vendor# | Vendor Name             | Class | Pay Code |
| 10963   | MEMORIAL MEDICAL CLINIC |       |          |

|                |         |           |           |           |          |     |       |          |        |       |
|----------------|---------|-----------|-----------|-----------|----------|-----|-------|----------|--------|-------|
| Invoice#       | Comment | Tran Dt   | Inv Dt    | Due Dt    | Check Dt | Pay | Gross | Discount | No-Pay | Net   |
| 021224         |         | 02/22/202 | 02/12/202 | 03/01/202 |          |     | 45.00 | 0.00     | 0.00   | 45.00 |
| PAYROLL DEDUCT |         |           |           |           |          |     |       |          |        |       |

|                       |                         |       |          |        |       |
|-----------------------|-------------------------|-------|----------|--------|-------|
| Vendor Totals: Number | Name                    | Gross | Discount | No-Pay | Net   |
| 10963                 | MEMORIAL MEDICAL CLINIC | 45.00 | 0.00     | 0.00   | 45.00 |

|         |                            |       |          |
|---------|----------------------------|-------|----------|
| Vendor# | Vendor Name                | Class | Pay Code |
| 14704   | METTLER-TOLEDO RAININ, LLC |       |          |

|           |         |           |           |           |          |     |        |          |        |        |
|-----------|---------|-----------|-----------|-----------|----------|-----|--------|----------|--------|--------|
| Invoice#  | Comment | Tran Dt   | Inv Dt    | Due Dt    | Check Dt | Pay | Gross  | Discount | No-Pay | Net    |
| 679053436 |         | 02/01/202 | 01/08/202 | 01/31/202 |          |     | 136.20 | 0.00     | 0.00   | 136.20 |
| SUPPLIES  |         |           |           |           |          |     |        |          |        |        |

|                       |                            |        |          |        |        |
|-----------------------|----------------------------|--------|----------|--------|--------|
| Vendor Totals: Number | Name                       | Gross  | Discount | No-Pay | Net    |
| 14704                 | METTLER-TOLEDO RAININ, LLC | 136.20 | 0.00     | 0.00   | 136.20 |

|         |                         |       |          |
|---------|-------------------------|-------|----------|
| Vendor# | Vendor Name             | Class | Pay Code |
| M2621   | MMC AUXILIARY GIFT SHOP |       | W        |

|                |         |           |           |           |          |     |        |          |        |        |
|----------------|---------|-----------|-----------|-----------|----------|-----|--------|----------|--------|--------|
| Invoice#       | Comment | Tran Dt   | Inv Dt    | Due Dt    | Check Dt | Pay | Gross  | Discount | No-Pay | Net    |
| 022224         |         | 02/22/202 | 02/22/202 | 03/01/202 |          |     | 182.18 | 0.00     | 0.00   | 182.18 |
| PAYROLL DEDUCT |         |           |           |           |          |     |        |          |        |        |

|                       |                         |        |          |        |        |
|-----------------------|-------------------------|--------|----------|--------|--------|
| Vendor Totals: Number | Name                    | Gross  | Discount | No-Pay | Net    |
| M2621                 | MMC AUXILIARY GIFT SHOP | 182.18 | 0.00     | 0.00   | 182.18 |

|         |                              |       |          |
|---------|------------------------------|-------|----------|
| Vendor# | Vendor Name                  | Class | Pay Code |
| 10827   | MORENO BROS BRICK CONTRACTOR |       |          |

|  |         |           |           |           |          |     |          |          |        |          |
|--|---------|-----------|-----------|-----------|----------|-----|----------|----------|--------|----------|
| Invoice#   | Comment | Tran Dt   | Inv Dt    | Due Dt    | Check Dt | Pay | Gross    | Discount | No-Pay | Net      |
| 020924   |         | 02/21/202 | 02/09/202 | 02/21/202 |          |     | 1,600.00 | 0.00     | 0.00   | 1,600.00 |
| LABOR/MATERIAL <i>-Repaired damaged left corner of building and flower bed</i> |         |           |           |           |          |     |          |          |        |          |

|                       |                              |          |          |        |          |
|-----------------------|------------------------------|----------|----------|--------|----------|
| Vendor Totals: Number | Name                         | Gross    | Discount | No-Pay | Net      |
| 10827                 | MORENO BROS BRICK CONTRACTOR | 1,600.00 | 0.00     | 0.00   | 1,600.00 |

|         |                          |       |          |
|---------|--------------------------|-------|----------|
| Vendor# | Vendor Name              | Class | Pay Code |
| 10536   | MORRIS & DICKSON CO, LLC |       |          |

|          |         |           |           |           |          |     |          |          |        |          |
|----------|---------|-----------|-----------|-----------|----------|-----|----------|----------|--------|----------|
| Invoice# | Comment | Tran Dt   | Inv Dt    | Due Dt    | Check Dt | Pay | Gross    | Discount | No-Pay | Net      |
| 1613325  |         | 02/21/202 | 02/07/202 | 02/17/202 |          |     | 3,107.12 | 0.00     | 0.00   | 3,107.12 |



|                |                    |           |                          |           |          |           |          |          |            |          |
|----------------|--------------------|-----------|--------------------------|-----------|----------|-----------|----------|----------|------------|----------|
|                | INVENTORY          |           |                          |           |          |           |          |          |            |          |
| 1610637        | ✓                  | 02/21/202 | 02/07/202                | 02/17/202 |          | 282.75    | 0.00     | 0.00     | 282.75 ✓   |          |
|                | INVENTORY          |           |                          |           |          |           |          |          |            |          |
| 1613324        | ✓                  | 02/21/202 | 02/07/202                | 02/17/202 |          | 70.12     | 0.00     | 0.00     | 70.12 ✓    |          |
|                | INVENTORY          |           |                          |           |          |           |          |          |            |          |
| 1618075        | ✓                  | 02/21/202 | 02/08/202                | 02/18/202 |          | 535.48    | 0.00     | 0.00     | 535.48 ✓   |          |
| 1318074        | ✓                  | 02/21/202 | 02/08/202                | 02/18/202 |          | 8.96      | 0.00     | 0.00     | 8.96 ✓     |          |
|                | INVENTORY          |           |                          |           |          |           |          |          |            |          |
| 1626638        | ✓                  | 02/21/202 | 02/11/202                | 02/21/202 |          | 199.17    | 0.00     | 0.00     | 199.17 ✓   |          |
|                | INVENTORY          |           |                          |           |          |           |          |          |            |          |
| 1626637        | ✓                  | 02/21/202 | 02/11/202                | 02/21/202 |          | 12.36     | 0.00     | 0.00     | 12.36 ✓    |          |
|                | INVENTORY          |           |                          |           |          |           |          |          |            |          |
| 1631108        | ✓                  | 02/21/202 | 02/12/202                | 02/22/202 |          | 5,700.85  | 0.00     | 0.00     | 5,700.85 ✓ |          |
|                | INVENTORY          |           |                          |           |          |           |          |          |            |          |
| 1631107        | ✓                  | 02/21/202 | 02/12/202                | 02/22/202 |          | 647.25    | 0.00     | 0.00     | 647.25 ✓   |          |
|                | INVENTORY          |           |                          |           |          |           |          |          |            |          |
| 1637175        | ✓                  | 02/21/202 | 02/13/202                | 02/23/202 |          | 297.85    | 0.00     | 0.00     | 297.85 ✓   |          |
|                | INVENTORY          |           |                          |           |          |           |          |          |            |          |
| 1637176        | ✓                  | 02/21/202 | 02/13/202                | 02/23/202 |          | 1,639.58  | 0.00     | 0.00     | 1,639.58 ✓ |          |
|                | INVENTORY          |           |                          |           |          |           |          |          |            |          |
| 1640520        | ✓                  | 02/21/202 | 02/14/202                | 02/24/202 |          | 192.40    | 0.00     | 0.00     | 192.40 ✓   |          |
|                | INVENTORY          |           |                          |           |          |           |          |          |            |          |
| 1640519        | ✓                  | 02/21/202 | 02/14/202                | 02/24/202 |          | 21.11     | 0.00     | 0.00     | 21.11 ✓    |          |
|                | INVENTORY          |           |                          |           |          |           |          |          |            |          |
| 1641740        | ✓                  | 02/21/202 | 02/14/202                | 02/24/202 |          | 5,669.59  | 0.00     | 0.00     | 5,669.59 ✓ |          |
|                | INVENTORY          |           |                          |           |          |           |          |          |            |          |
| 1641739        | ✓                  | 02/21/202 | 02/14/202                | 02/24/202 |          | 35.82     | 0.00     | 0.00     | 35.82 ✓    |          |
|                | INVENTORY          |           |                          |           |          |           |          |          |            |          |
| 1638042        | ✓                  | 02/21/202 | 02/14/202                | 02/24/202 |          | 902.89    | 0.00     | 0.00     | 902.89 ✓   |          |
|                | INVENTORY          |           |                          |           |          |           |          |          |            |          |
| CM94483        | ✓                  | 02/21/202 | 02/15/202                | 02/25/202 |          | -36.43    | 0.00     | 0.00     | -36.43 ✓   |          |
|                | CREDIT             |           |                          |           |          |           |          |          |            |          |
| 1652875        | ✓                  | 02/21/202 | 02/18/202                | 02/28/202 |          | 7.72      | 0.00     | 0.00     | 7.72 ✓     |          |
|                | INVENTORY          |           |                          |           |          |           |          |          |            |          |
| 1652876        | ✓                  | 02/21/202 | 02/18/202                | 02/28/202 |          | 530.75    | 0.00     | 0.00     | 530.75 ✓   |          |
|                | INVENTORY          |           |                          |           |          |           |          |          |            |          |
| 1652877        | ✓                  | 02/21/202 | 02/18/202                | 02/28/202 |          | 5,734.84  | 0.00     | 0.00     | 5,734.84 ✓ |          |
|                | INVENTORY          |           |                          |           |          |           |          |          |            |          |
| 1657564        | ✓                  | 02/22/202 | 02/19/202                | 02/29/202 |          | 331.83    | 0.00     | 0.00     | 331.83 ✓   |          |
|                | SUPPLIES           |           |                          |           |          |           |          |          |            |          |
| 1657565        | ✓                  | 02/22/202 | 02/19/202                | 02/29/202 |          | 2,319.78  | 0.00     | 0.00     | 2,319.78 ✓ |          |
|                | INVENTORY          |           |                          |           |          |           |          |          |            |          |
| 1656422        | ✓                  | 02/22/202 | 02/19/202                | 02/29/202 |          | 34.17     | 0.00     | 0.00     | 34.17 ✓    |          |
|                | SUPPLIES           |           |                          |           |          |           |          |          |            |          |
| 1657566        | ✓                  | 02/22/202 | 02/19/202                | 02/29/202 |          | 302.82    | 0.00     | 0.00     | 302.82 ✓   |          |
|                | INVENTORY          |           |                          |           |          |           |          |          |            |          |
| Vendor Totals: |                    | Number    | Name                     |           |          | Gross     | Discount | No-Pay   | Net        |          |
|                |                    | 10536     | MORRIS & DICKSON CO, LLC |           |          | 28,548.78 | 0.00     | 0.00     | 28,548.78  |          |
| Vendor#        | Vendor Name        |           |                          | Class     | Pay Code |           |          |          |            |          |
| M2659          | MXR IMAGING, INC ✓ |           |                          | M         |          |           |          |          |            |          |
| Invoice#       | Comment            | Tran Dt   | Inv Dt                   | Due Dt    | Check Dt | Pay       | Gross    | Discount | No-Pay     | Net      |
| 8801064019     |                    | 08/31/202 | 08/30/202                | 03/04/202 |          |           | 245.55   | 0.00     | 0.00       | 245.55 ✓ |
|                | SUPPLIES           |           |                          |           |          |           |          |          |            |          |
| 8801115411     | ✓                  | 02/21/202 | 02/07/202                | 03/08/202 |          |           | 294.57   | 0.00     | 0.00       | 294.57 ✓ |
|                | SUPPLIES           |           |                          |           |          |           |          |          |            |          |



| Vendor Totals: |                                 | Number    | Name                          |           | Gross    | Discount | No-Pay   | Net        |        |            |
|----------------|---------------------------------|-----------|-------------------------------|-----------|----------|----------|----------|------------|--------|------------|
|                |                                 | M2659     | MXR IMAGING, INC              |           | 540.12   | 0.00     | 0.00     | 540.12     |        |            |
| Vendor#        | Vendor Name                     |           |                               | Class     | Pay Code |          |          |            |        |            |
| 13548          | NACOGDOCHES TRANSCRIPTION ✓     |           |                               |           |          |          |          |            |        |            |
| Invoice#       | Comment                         | Tran Dt   | Inv Dt                        | Due Dt    | Check Dt | Pay      | Gross    | Discount   | No-Pay | Net        |
| 8283 ✓         |                                 | 02/22/202 | 02/20/202                     | 03/01/202 |          |          | 164.08   | 0.00       | 0.00   | 164.08 ✓   |
|                | TRANSCRIPTION (213124-216114)   |           |                               |           |          |          |          |            |        |            |
| Vendor Totals: |                                 | Number    | Name                          |           | Gross    | Discount | No-Pay   | Net        |        |            |
|                |                                 | 13548     | NACOGDOCHES TRANSCRIPTION     |           | 164.08   | 0.00     | 0.00     | 164.08     |        |            |
| Vendor#        | Vendor Name                     |           |                               | Class     | Pay Code |          |          |            |        |            |
| 12096          | NEOGENOMICS LABORATORIES ✓      |           |                               |           |          |          |          |            |        |            |
| Invoice#       | Comment                         | Tran Dt   | Inv Dt                        | Due Dt    | Check Dt | Pay      | Gross    | Discount   | No-Pay | Net        |
| 06277203       |                                 | 12/13/202 | 12/13/202                     | 03/06/202 |          |          | -826.00  | 0.00       | 0.00   | -826.00    |
|                | CREDIT                          |           |                               |           |          |          |          |            |        |            |
| 7205050 ✓      |                                 | 02/22/202 | 01/31/202                     | 02/29/202 |          |          | 451.00   | 0.00       | 0.00   | 451.00 ✓   |
|                | LAB SERV                        |           |                               |           |          |          |          |            |        |            |
| Vendor Totals: |                                 | Number    | Name                          |           | Gross    | Discount | No-Pay   | Net        |        |            |
|                |                                 | 12096     | NEOGENOMICS LABORATORIES      |           | -375.00  | 0.00     | 0.00     | 451-375.00 |        |            |
| Vendor#        | Vendor Name                     |           |                               | Class     | Pay Code |          |          |            |        |            |
| 13624          | NEXION HEALTH AT NAVASOTA INC ✓ |           |                               |           |          |          |          |            |        |            |
| Invoice#       | Comment                         | Tran Dt   | Inv Dt                        | Due Dt    | Check Dt | Pay      | Gross    | Discount   | No-Pay | Net        |
| 20240102       |                                 | 02/22/202 | 02/08/202                     | 03/01/202 |          |          | 1,000.00 | 0.00       | 0.00   | 1,000.00 ✓ |
|                | TELEMED                         |           |                               |           |          |          |          |            |        |            |
| Vendor Totals: |                                 | Number    | Name                          |           | Gross    | Discount | No-Pay   | Net        |        |            |
|                |                                 | 13624     | NEXION HEALTH AT NAVASOTA INC |           | 1,000.00 | 0.00     | 0.00     | 1,000.00   |        |            |
| Vendor#        | Vendor Name                     |           |                               | Class     | Pay Code |          |          |            |        |            |
| O1500          | OLYMPUS AMERICA INC ✓           |           |                               | M         |          |          |          |            |        |            |
| Invoice#       | Comment                         | Tran Dt   | Inv Dt                        | Due Dt    | Check Dt | Pay      | Gross    | Discount   | No-Pay | Net        |
| 35731820 ✓     |                                 | 02/08/202 | 02/07/202                     | 03/03/202 |          |          | 1,125.00 | 0.00       | 0.00   | 1,125.00 ✓ |
|                | CONTRACT                        |           |                               |           |          |          |          |            |        |            |
| 35705092 ✓     |                                 | 02/21/202 | 02/02/202                     | 02/27/202 |          |          | 329.30   | 0.00       | 0.00   | 329.30 ✓   |
|                | SUPPLIES                        |           |                               |           |          |          |          |            |        |            |
| 35740003 ✓     |                                 | 02/21/202 | 02/09/202                     | 03/05/202 |          |          | 184.30   | 0.00       | 0.00   | 184.30 ✓   |
|                | SUPPLIES                        |           |                               |           |          |          |          |            |        |            |
| 35740004 ✓     |                                 | 02/21/202 | 02/09/202                     | 03/05/202 |          |          | 1,033.41 | 0.00       | 0.00   | 1,033.41 ✓ |
|                | SUPPLIES                        |           |                               |           |          |          |          |            |        |            |
| Vendor Totals: |                                 | Number    | Name                          |           | Gross    | Discount | No-Pay   | Net        |        |            |
|                |                                 | O1500     | OLYMPUS AMERICA INC           |           | 2,672.01 | 0.00     | 0.00     | 2,672.01   |        |            |
| Vendor#        | Vendor Name                     |           |                               | Class     | Pay Code |          |          |            |        |            |
| O1416          | ORTHO CLINICAL DIAGNOSTICS ✓    |           |                               |           |          |          |          |            |        |            |
| Invoice#       | Comment                         | Tran Dt   | Inv Dt                        | Due Dt    | Check Dt | Pay      | Gross    | Discount   | No-Pay | Net        |
| 1853389740 ✓   |                                 | 02/01/202 | 02/08/202                     | 03/09/202 |          |          | 837.07   | 0.00       | 0.00   | 837.07 ✓   |
|                | SUPPLIES                        |           |                               |           |          |          |          |            |        |            |
| Vendor Totals: |                                 | Number    | Name                          |           | Gross    | Discount | No-Pay   | Net        |        |            |
|                |                                 | O1416     | ORTHO CLINICAL DIAGNOSTICS    |           | 837.07   | 0.00     | 0.00     | 837.07     |        |            |
| Vendor#        | Vendor Name                     |           |                               | Class     | Pay Code |          |          |            |        |            |
| 11155          | PARAREV ✓                       |           |                               |           |          |          |          |            |        |            |
| Invoice#       | Comment                         | Tran Dt   | Inv Dt                        | Due Dt    | Check Dt | Pay      | Gross    | Discount   | No-Pay | Net        |
| 912056 ✓       |                                 | 02/22/202 | 02/01/202                     | 03/02/202 |          |          | 3,084.00 | 0.00       | 0.00   | 3,084.00 ✓ |
|                | REVENUE INTEGRITY               |           |                               |           |          |          |          |            |        |            |
| Vendor Totals: |                                 | Number    | Name                          |           | Gross    | Discount | No-Pay   | Net        |        |            |
|                |                                 | 11155     | PARAREV                       |           | 3,084.00 | 0.00     | 0.00     | 3,084.00   |        |            |
| Vendor#        | Vendor Name                     |           |                               | Class     | Pay Code |          |          |            |        |            |
| 10032          | PHILIPS HEALTHCARE ✓            |           |                               |           |          |          |          |            |        |            |
| Invoice#       | Comment                         | Tran Dt   | Inv Dt                        | Due Dt    | Check Dt | Pay      | Gross    | Discount   | No-Pay | Net        |
| 9022591168 ✓   |                                 | 02/01/202 | 04/10/202                     | 05/10/202 |          |          | 244.94   | 0.00       | 0.00   | 244.94 ✓   |



|                            |                                 |           |                               |           |           |     |           |          |        |            |
|----------------------------|---------------------------------|-----------|-------------------------------|-----------|-----------|-----|-----------|----------|--------|------------|
|                            |                                 | SUPPLIES  |                               |           |           |     |           |          |        |            |
| 9021544918                 | ✓                               |           | 02/22/202                     | 12/12/202 | 01/06/202 |     | 386.62    | 0.00     | 0.00   | 386.62 ✓   |
|                            |                                 | SUPPLIES  |                               |           |           |     |           |          |        |            |
| 9022396293                 | ✓                               |           | 02/22/202                     | 03/15/202 | 04/09/202 |     | 187.62    | 0.00     | 0.00   | 187.62 ✓   |
|                            |                                 | SUPPLIES  |                               |           |           |     |           |          |        |            |
| 9022570123                 | ✓                               |           | 02/22/202                     | 04/06/202 | 05/01/202 |     | 177.34    | 0.00     | 0.00   | 177.34 ✓   |
|                            |                                 | SUPPLIES  |                               |           |           |     |           |          |        |            |
| 9022585447                 | ✓                               |           | 02/22/202                     | 04/07/202 | 05/02/202 |     | 255.86    | 0.00     | 0.00   | 255.86 ✓   |
|                            |                                 | SUPPLIES  |                               |           |           |     |           |          |        |            |
| 9023146007                 | ✓                               |           | 02/22/202                     | 06/15/202 | 07/10/202 |     | 146.40    | 0.00     | 0.00   | 146.40 ✓   |
|                            |                                 | SUPPLIES  |                               |           |           |     |           |          |        |            |
| 9023297098                 | ✓                               |           | 02/22/202                     | 07/04/202 | 07/29/202 |     | 113.70    | 0.00     | 0.00   | 113.70 ✓   |
|                            |                                 | SUPPLIES  |                               |           |           |     |           |          |        |            |
| 9023828499                 | ✓                               |           | 02/22/202                     | 09/20/202 | 10/15/202 |     | 9,230.90  | 0.00     | 0.00   | 9,230.90 ✓ |
|                            |                                 | SUPPLIES  |                               |           |           |     |           |          |        |            |
| 9024176206                 | ✓                               |           | 02/22/202                     | 11/10/202 | 12/05/202 |     | 48.32     | 0.00     | 0.00   | 48.32 ✓    |
|                            |                                 | SUPPLIES  |                               |           |           |     |           |          |        |            |
| 9024181952                 | ✓                               |           | 02/22/202                     | 11/10/202 | 12/05/202 |     | 48.32     | 0.00     | 0.00   | 48.32 ✓    |
|                            |                                 | SUPPLIES  |                               |           |           |     |           |          |        |            |
| 9024183517                 | ✓                               |           | 02/22/202                     | 11/11/202 | 12/06/202 |     | 120.80    | 0.00     | 0.00   | 120.80 ✓   |
|                            |                                 | SUPPLIES  |                               |           |           |     |           |          |        |            |
| 9024245309                 | ✓                               |           | 02/22/202                     | 11/21/202 | 12/16/202 |     | 114.42    | 0.00     | 0.00   | 114.42 ✓   |
|                            |                                 | SUPPLIES  |                               |           |           |     |           |          |        |            |
| Vendor Totals: Number Name |                                 |           |                               |           |           |     | Gross     | Discount | No-Pay | Net        |
|                            |                                 | 10032     | PHILIPS HEALTHCARE            |           |           |     | 11,075.24 | 0.00     | 0.00   | 11,075.24  |
| Vendor#                    | Vendor Name                     |           | Class                         | Pay Code  |           |     |           |          |        |            |
| 14764                      | PL-CPR, LLC ✓                   |           |                               |           |           |     |           |          |        |            |
| Invoice#                   | Comment                         | Tran Dt   | Inv Dt                        | Due Dt    | Check Dt  | Pay | Gross     | Discount | No-Pay | Net        |
| 292                        | ✓                               | 02/22/202 | 02/22/202                     | 03/01/202 |           |     | 1,425.00  | 0.00     | 0.00   | 1,425.00 ✓ |
|                            | ACLS CERT                       |           |                               |           |           |     |           |          |        |            |
| Vendor Totals: Number Name |                                 |           |                               |           |           |     | Gross     | Discount | No-Pay | Net        |
|                            |                                 | 14764     | PL-CPR, LLC                   |           |           |     | 1,425.00  | 0.00     | 0.00   | 1,425.00   |
| Vendor#                    | Vendor Name                     |           | Class                         | Pay Code  |           |     |           |          |        |            |
| 12708                      | POC ELECTRIC, LLC ✓             |           |                               |           |           |     |           |          |        |            |
| Invoice#                   | Comment                         | Tran Dt   | Inv Dt                        | Due Dt    | Check Dt  | Pay | Gross     | Discount | No-Pay | Net        |
| 4002                       | ✓                               | 02/01/202 | 01/24/202                     | 02/21/202 |           |     | 1,601.00  | 0.00     | 0.00   | 1,601.00 ✓ |
|                            | LAB CIRCUIT                     |           |                               |           |           |     |           |          |        |            |
| 4012                       | ✓                               | 02/01/202 | 02/09/202                     | 02/21/202 |           |     | 457.77    | 0.00     | 0.00   | 457.77 ✓   |
|                            | ER BULBS                        |           |                               |           |           |     |           |          |        |            |
| 4014                       | ✓                               | 02/01/202 | 02/16/202                     | 02/21/202 |           |     | 150.00    | 0.00     | 0.00   | 150.00 ✓   |
|                            | TROUBLESHOOT                    |           |                               |           |           |     |           |          |        |            |
| Vendor Totals: Number Name |                                 |           |                               |           |           |     | Gross     | Discount | No-Pay | Net        |
|                            |                                 | 12708     | POC ELECTRIC, LLC             |           |           |     | 2,208.77  | 0.00     | 0.00   | 2,208.77   |
| Vendor#                    | Vendor Name                     |           | Class                         | Pay Code  |           |     |           |          |        |            |
| 10372                      | PRECISION DYNAMICS CORP (PDC) ✓ |           |                               |           |           |     |           |          |        |            |
| Invoice#                   | Comment                         | Tran Dt   | Inv Dt                        | Due Dt    | Check Dt  | Pay | Gross     | Discount | No-Pay | Net        |
| 9355307437                 | ✓                               | 02/21/202 | 01/30/202                     | 02/29/202 |           |     | 204.36    | 0.00     | 0.00   | 204.36 ✓   |
|                            | SUPPLIES                        |           |                               |           |           |     |           |          |        |            |
| Vendor Totals: Number Name |                                 |           |                               |           |           |     | Gross     | Discount | No-Pay | Net        |
|                            |                                 | 10372     | PRECISION DYNAMICS CORP (PDC) |           |           |     | 204.36    | 0.00     | 0.00   | 204.36     |
| Vendor#                    | Vendor Name                     |           | Class                         | Pay Code  |           |     |           |          |        |            |
| 12480                      | PRO ENERGY PARTNERS LLC ✓       |           |                               |           |           |     |           |          |        |            |
| Invoice#                   | Comment                         | Tran Dt   | Inv Dt                        | Due Dt    | Check Dt  | Pay | Gross     | Discount | No-Pay | Net        |
| 2401-0600                  | ✓                               | 02/22/202 | 01/31/202                     | 02/15/202 |           |     | 4,196.58  | 0.00     | 0.00   | 4,196.58 ✓ |
|                            | ENERGY                          |           |                               |           |           |     |           |          |        |            |
| Vendor Totals: Number Name |                                 |           |                               |           |           |     | Gross     | Discount | No-Pay | Net        |



| Vendor#        | Vendor Name                      | Class                      | Pay Code  |           |          |          |           |          |          |           |
|----------------|----------------------------------|----------------------------|-----------|-----------|----------|----------|-----------|----------|----------|-----------|
| 12480          | PRO ENERGY PARTNERS LLC          |                            |           |           |          | 4,196.58 | 0.00      | 0.00     | 4,196.58 |           |
| 14536          | QUVA PHARMA INC                  |                            |           |           |          |          |           |          |          |           |
| Invoice#       | Comment                          | Tran Dt                    | Inv Dt    | Due Dt    | Check Dt | Pay      | Gross     | Discount | No-Pay   | Net       |
| 76952920346    | INVENTORY                        | 02/22/202                  | 02/12/202 | 03/01/202 |          |          | 203.52    | 0.00     | 0.00     | 203.52    |
| Vendor Totals: | Number                           | Name                       |           |           |          |          | Gross     | Discount | No-Pay   | Net       |
|                | 14536                            | QUVA PHARMA INC            |           |           |          |          | 203.52    | 0.00     | 0.00     | 203.52    |
| 14060          | RADCOM ASSOCIATES, LLC           |                            |           |           |          |          |           |          |          |           |
| Invoice#       | Comment                          | Tran Dt                    | Inv Dt    | Due Dt    | Check Dt | Pay      | Gross     | Discount | No-Pay   | Net       |
| INV00490       | NUC MED                          | 02/22/202                  | 01/31/202 | 03/01/202 |          |          | 900.00    | 0.00     | 0.00     | 900.00    |
| Vendor Totals: | Number                           | Name                       |           |           |          |          | Gross     | Discount | No-Pay   | Net       |
|                | 14060                            | RADCOM ASSOCIATES, LLC     |           |           |          |          | 900.00    | 0.00     | 0.00     | 900.00    |
| 11251          | RAPID PRINTING LLC               |                            |           |           |          |          |           |          |          |           |
| Invoice#       | Comment                          | Tran Dt                    | Inv Dt    | Due Dt    | Check Dt | Pay      | Gross     | Discount | No-Pay   | Net       |
| 21467          | BUSINESS CARDS (500) M. ALMANZAR | 02/22/202                  | 01/23/202 | 02/23/202 |          |          | 60.00     | 0.00     | 0.00     | 60.00     |
| Vendor Totals: | Number                           | Name                       |           |           |          |          | Gross     | Discount | No-Pay   | Net       |
|                | 11251                            | RAPID PRINTING LLC         |           |           |          |          | 60.00     | 0.00     | 0.00     | 60.00     |
| 15264          | REPUBLIC PAIN SPECIALISTS        |                            |           |           |          |          |           |          |          |           |
| Invoice#       | Comment                          | Tran Dt                    | Inv Dt    | Due Dt    | Check Dt | Pay      | Gross     | Discount | No-Pay   | Net       |
| 23             | JAN PROF FEES                    | 02/22/202                  | 02/07/202 | 03/05/202 |          |          | 7,000.00  | 0.00     | 0.00     | 7,000.00  |
| Vendor Totals: | Number                           | Name                       |           |           |          |          | Gross     | Discount | No-Pay   | Net       |
|                | 15264                            | REPUBLIC PAIN SPECIALISTS  |           |           |          |          | 7,000.00  | 0.00     | 0.00     | 7,000.00  |
| S1800          | SHERWIN WILLIAMS                 |                            |           |           |          |          |           |          |          |           |
| Invoice#       | Comment                          | Tran Dt                    | Inv Dt    | Due Dt    | Check Dt | Pay      | Gross     | Discount | No-Pay   | Net       |
| 013124         | SUPPLIES                         | 02/22/202                  | 01/31/202 | 02/15/202 |          |          | 413.52    | 0.00     | 0.00     | 413.52    |
| Vendor Totals: | Number                           | Name                       |           |           |          |          | Gross     | Discount | No-Pay   | Net       |
|                | S1800                            | SHERWIN WILLIAMS           |           |           |          |          | 413.52    | 0.00     | 0.00     | 413.52    |
| 10699          | SIGN AD, LTD.                    |                            |           |           |          |          |           |          |          |           |
| Invoice#       | Comment                          | Tran Dt                    | Inv Dt    | Due Dt    | Check Dt | Pay      | Gross     | Discount | No-Pay   | Net       |
| 296334         | ADVERTISING                      | 02/22/202                  | 01/16/202 | 01/26/202 |          |          | 410.00    | 0.00     | 0.00     | 410.00    |
| Vendor Totals: | Number                           | Name                       |           |           |          |          | Gross     | Discount | No-Pay   | Net       |
|                | 10699                            | SIGN AD, LTD.              |           |           |          |          | 410.00    | 0.00     | 0.00     | 410.00    |
| 14868          | SINGLETON ASSOCIATES, P.A.       |                            |           |           |          |          |           |          |          |           |
| Invoice#       | Comment                          | Tran Dt                    | Inv Dt    | Due Dt    | Check Dt | Pay      | Gross     | Discount | No-Pay   | Net       |
| 246-123123-001 | ONSITE SERV                      | 02/22/202                  | 01/09/202 | 02/09/202 |          |          | 12,466.66 | 0.00     | 0.00     | 12,466.66 |
| 246-013124-002 | ONSITE SERV                      | 02/22/202                  | 02/06/202 | 03/01/202 |          |          | 14,694.65 | 0.00     | 0.00     | 14,694.65 |
| Vendor Totals: | Number                           | Name                       |           |           |          |          | Gross     | Discount | No-Pay   | Net       |
|                | 14868                            | SINGLETON ASSOCIATES, P.A. |           |           |          |          | 27,161.31 | 0.00     | 0.00     | 27,161.31 |
| S2694          | STANFORD VACUUM SERVICE          |                            |           |           |          |          |           |          |          |           |
| Invoice#       | Comment                          | Tran Dt                    | Inv Dt    | Due Dt    | Check Dt | Pay      | Gross     | Discount | No-Pay   | Net       |
| 095704         |                                  | 02/22/202                  | 02/14/202 | 03/01/202 |          |          | 550.00    | 0.00     | 0.00     | 550.00    |



GREASE TRAP

| Vendor Totals: |                                | Number    | Name                         |           | Gross    | Discount | No-Pay   | Net      |        |            |
|----------------|--------------------------------|-----------|------------------------------|-----------|----------|----------|----------|----------|--------|------------|
|                |                                | S2694     | STANFORD VACUUM SERVICE      |           | 550.00   | 0.00     | 0.00     | 550.00   |        |            |
| Vendor#        | Vendor Name                    |           |                              | Class     | Pay Code |          |          |          |        |            |
| 10845          | STAPLES ✓                      |           |                              |           |          |          |          |          |        |            |
| Invoice#       | Comment                        | Tran Dt   | Inv Dt                       | Due Dt    | Check Dt | Pay      | Gross    | Discount | No-Pay | Net        |
| 3558288667 ✓   |                                | 02/21/202 | 01/31/202                    | 02/21/202 |          |          | 56.57    | 0.00     | 0.00   | 56.57 ✓    |
|                | SUPPLIES                       |           |                              |           |          |          |          |          |        |            |
| 3558288668 ✓   |                                | 02/21/202 | 01/31/202                    | 02/21/202 |          |          | 136.77   | 0.00     | 0.00   | 136.77 ✓   |
|                | SUPPLIES                       |           |                              |           |          |          |          |          |        |            |
| Vendor Totals: |                                | Number    | Name                         |           | Gross    | Discount | No-Pay   | Net      |        |            |
|                |                                | 10845     | STAPLES                      |           | 193.34   | 0.00     | 0.00     | 193.34 ✓ |        |            |
| Vendor#        | Vendor Name                    |           |                              | Class     | Pay Code |          |          |          |        |            |
| S3940          | STERIS CORPORATION ✓           |           |                              | M         |          |          |          |          |        |            |
| Invoice#       | Comment                        | Tran Dt   | Inv Dt                       | Due Dt    | Check Dt | Pay      | Gross    | Discount | No-Pay | Net        |
| 12031669 ✓     |                                | 02/21/202 | 02/01/202                    | 02/26/202 |          |          | 25.54    | 0.00     | 0.00   | 25.54 ✓    |
|                | SUPPLIES                       |           |                              |           |          |          |          |          |        |            |
| 12047471 ✓     |                                | 02/21/202 | 02/06/202                    | 03/02/202 |          |          | 447.37   | 0.00     | 0.00   | 447.37 ✓   |
|                | SUPPLIES                       |           |                              |           |          |          |          |          |        |            |
| Vendor Totals: |                                | Number    | Name                         |           | Gross    | Discount | No-Pay   | Net      |        |            |
|                |                                | S3940     | STERIS CORPORATION           |           | 472.91   | 0.00     | 0.00     | 472.91   |        |            |
| Vendor#        | Vendor Name                    |           |                              | Class     | Pay Code |          |          |          |        |            |
| S2830          | STRYKER SALES CORP ✓           |           |                              | M         |          |          |          |          |        |            |
| Invoice#       | Comment                        | Tran Dt   | Inv Dt                       | Due Dt    | Check Dt | Pay      | Gross    | Discount | No-Pay | Net        |
| 9205546840 ✓   |                                | 02/21/202 | 02/06/202                    | 02/21/202 |          |          | 2,721.30 | 0.00     | 0.00   | 2,721.30 ✓ |
|                | SUPPLIES                       |           |                              |           |          |          |          |          |        |            |
| Vendor Totals: |                                | Number    | Name                         |           | Gross    | Discount | No-Pay   | Net      |        |            |
|                |                                | S2830     | STRYKER SALES CORP           |           | 2,721.30 | 0.00     | 0.00     | 2,721.30 |        |            |
| Vendor#        | Vendor Name                    |           |                              | Class     | Pay Code |          |          |          |        |            |
| 10735          | STRYKER SUSTAINABILITY ✓       |           |                              |           |          |          |          |          |        |            |
| Invoice#       | Comment                        | Tran Dt   | Inv Dt                       | Due Dt    | Check Dt | Pay      | Gross    | Discount | No-Pay | Net        |
| 4892492 ✓      |                                | 02/21/202 | 02/01/202                    | 03/02/202 |          |          | 2,224.82 | 0.00     | 0.00   | 2,224.82 ✓ |
|                | SUPPLIES                       |           |                              |           |          |          |          |          |        |            |
| Vendor Totals: |                                | Number    | Name                         |           | Gross    | Discount | No-Pay   | Net      |        |            |
|                |                                | 10735     | STRYKER SUSTAINABILITY       |           | 2,224.82 | 0.00     | 0.00     | 2,224.82 |        |            |
| Vendor#        | Vendor Name                    |           |                              | Class     | Pay Code |          |          |          |        |            |
| T0420          | TELEFLEX MEDICAL ✓             |           |                              |           |          |          |          |          |        |            |
| Invoice#       | Comment                        | Tran Dt   | Inv Dt                       | Due Dt    | Check Dt | Pay      | Gross    | Discount | No-Pay | Net        |
| 9508007564 ✓   |                                | 02/21/202 | 02/05/202                    | 02/21/202 |          |          | 541.00   | 0.00     | 0.00   | 541.00 ✓   |
|                | SUPPLIES                       |           |                              |           |          |          |          |          |        |            |
| Vendor Totals: |                                | Number    | Name                         |           | Gross    | Discount | No-Pay   | Net      |        |            |
|                |                                | T0420     | TELEFLEX MEDICAL             |           | 541.00   | 0.00     | 0.00     | 541.00   |        |            |
| Vendor#        | Vendor Name                    |           |                              | Class     | Pay Code |          |          |          |        |            |
| 15244          | TEXAS ELITE THERAPY TEAM LLC ✓ |           |                              |           |          |          |          |          |        |            |
| Invoice#       | Comment                        | Tran Dt   | Inv Dt                       | Due Dt    | Check Dt | Pay      | Gross    | Discount | No-Pay | Net        |
| 013024 ✓       |                                | 02/22/202 | 01/31/202                    | 03/01/202 |          |          | 3,000.00 | 0.00     | 0.00   | 3,000.00 ✓ |
|                | JAN SERV (117-1130/21)         |           |                              |           |          |          |          |          |        |            |
| Vendor Totals: |                                | Number    | Name                         |           | Gross    | Discount | No-Pay   | Net      |        |            |
|                |                                | 15244     | TEXAS ELITE THERAPY TEAM LLC |           | 3,000.00 | 0.00     | 0.00     | 3,000.00 |        |            |
| Vendor#        | Vendor Name                    |           |                              | Class     | Pay Code |          |          |          |        |            |
| 10758          | TEXAS SELECT STAFFING, LLC ✓   |           |                              |           |          |          |          |          |        |            |
| Invoice#       | Comment                        | Tran Dt   | Inv Dt                       | Due Dt    | Check Dt | Pay      | Gross    | Discount | No-Pay | Net        |
| 0023543 ✓      |                                | 02/22/202 | 02/08/202                    | 02/09/202 |          |          | 8,250.00 | 0.00     | 0.00   | 8,250.00 ✓ |
|                | B BATES/M MARTIN               |           |                              |           |          |          |          |          |        |            |
| 0023578 ✓      |                                | 02/22/202 | 02/15/202                    | 02/16/202 |          |          | 4,097.50 | 0.00     | 0.00   | 4,097.50 ✓ |
|                | B BATES /M MARTIN              |           |                              |           |          |          |          |          |        |            |



| Vendor Totals:  |                               | Number              | Name                        |           | Gross     | Discount | No-Pay   | Net       |        |            |
|-----------------|-------------------------------|---------------------|-----------------------------|-----------|-----------|----------|----------|-----------|--------|------------|
|                 |                               | 10758               | TEXAS SELECT STAFFING, LLC  |           | 12,347.50 | 0.00     | 0.00     | 12,347.50 |        |            |
| Vendor#         | Vendor Name                   |                     | Class                       | Pay Code  |           |          |          |           |        |            |
| 15036           | THE REYNOLDS COMPANY ✓        |                     |                             |           |           |          |          |           |        |            |
| Invoice#        | Comment                       | Tran Dt             | Inv Dt                      | Due Dt    | Check Dt  | Pay      | Gross    | Discount  | No-Pay | Net        |
| 24211022-00 ✓   | 520 x 1621                    | 02/19/202           | 01/25/202                   | 02/19/202 |           |          | 310.53   | 0.00      | 0.00   | 310.53 ✓   |
| Vendor Totals:  |                               | 15036               | THE REYNOLDS COMPANY        |           | 310.53    | 0.00     | 0.00     | 310.53    |        |            |
| Vendor#         | Vendor Name                   |                     | Class                       | Pay Code  |           |          |          |           |        |            |
| 15120           | TIGER SUPPLIES INC. ✓         |                     |                             |           |           |          |          |           |        |            |
| Invoice#        | Comment                       | Tran Dt             | Inv Dt                      | Due Dt    | Check Dt  | Pay      | Gross    | Discount  | No-Pay | Net        |
| 0001112987 ✓    |                               | 02/20/202           | 01/08/202                   | 02/07/202 |           |          | 901.00   | 0.00      | 0.00   | 901.00 ✓   |
|                 |                               | SUPPLIES            |                             |           |           |          |          |           |        |            |
| Vendor Totals:  |                               | 15120               | TIGER SUPPLIES INC.         |           | 901.00    | 0.00     | 0.00     | 901.00    |        |            |
| Vendor#         | Vendor Name                   |                     | Class                       | Pay Code  |           |          |          |           |        |            |
| 11908           | TMS SOUTH ✓                   |                     |                             |           |           |          |          |           |        |            |
| Invoice#        | Comment                       | Tran Dt             | Inv Dt                      | Due Dt    | Check Dt  | Pay      | Gross    | Discount  | No-Pay | Net        |
| INV112236 ✓     |                               | 02/21/202           | 02/14/202                   | 03/15/202 |           |          | 116.60   | 0.00      | 0.00   | 116.60 ✓   |
|                 |                               | SUPPLIES            |                             |           |           |          |          |           |        |            |
| Vendor Totals:  |                               | 11908               | TMS SOUTH                   |           | 116.60    | 0.00     | 0.00     | 116.60    |        |            |
| Vendor#         | Vendor Name                   |                     | Class                       | Pay Code  |           |          |          |           |        |            |
| 14372           | TRIAGE, LLC ✓                 |                     |                             |           |           |          |          |           |        |            |
| Invoice#        | Comment                       | Tran Dt             | Inv Dt                      | Due Dt    | Check Dt  | Pay      | Gross    | Discount  | No-Pay | Net        |
| INV1796913088 ✓ |                               | 02/22/202           | 02/02/202                   | 03/02/202 |           |          | 3,294.12 | 0.00      | 0.00   | 3,294.12 ✓ |
|                 |                               | STEVEN SHAW CT Tech |                             |           |           |          |          |           |        |            |
| INV1796913785 ✓ |                               | 02/22/202           | 02/09/202                   | 03/10/202 |           |          | 3,467.50 | 0.00      | 0.00   | 3,467.50 ✓ |
|                 |                               | STEVEN SHAW CT Tech |                             |           |           |          |          |           |        |            |
| Vendor Totals:  |                               | 14372               | TRIAGE, LLC                 |           | 6,761.62  | 0.00     | 0.00     | 6,761.62  |        |            |
| Vendor#         | Vendor Name                   |                     | Class                       | Pay Code  |           |          |          |           |        |            |
| 13616           | TRIOSE, INC ✓ Duplicate       |                     |                             |           |           |          |          |           |        |            |
| Invoice#        | Comment                       | Tran Dt             | Inv Dt                      | Due Dt    | Check Dt  | Pay      | Gross    | Discount  | No-Pay | Net        |
| TRI176443 ✓     |                               | 02/22/202           | 02/06/202                   | 02/21/202 |           |          | 145.24   | 0.00      | 0.00   | 145.24 ✓   |
|                 |                               | FREIGHT             |                             |           |           |          |          |           |        |            |
| Vendor Totals:  |                               | 13616               | TRIOSE, INC                 |           | 145.24    | 0.00     | 0.00     | 145.24    |        |            |
| Vendor#         | Vendor Name                   |                     | Class                       | Pay Code  |           |          |          |           |        |            |
| 11067           | TRIZETTO PROVIDER SOLUTIONS ✓ |                     |                             |           |           |          |          |           |        |            |
| Invoice#        | Comment                       | Tran Dt             | Inv Dt                      | Due Dt    | Check Dt  | Pay      | Gross    | Discount  | No-Pay | Net        |
| 35FK022400 ✓    |                               | 02/22/202           | 02/01/202                   | 02/26/202 |           |          | 2,568.54 | 0.00      | 0.00   | 2,568.54 ✓ |
|                 |                               | STATEMENTS          |                             |           |           |          |          |           |        |            |
| Vendor Totals:  |                               | 11067               | TRIZETTO PROVIDER SOLUTIONS |           | 2,568.54  | 0.00     | 0.00     | 2,568.54  |        |            |
| Vendor#         | Vendor Name                   |                     | Class                       | Pay Code  |           |          |          |           |        |            |
| U1064           | UNIFIRST HOLDINGS INC ✓       |                     |                             |           |           |          |          |           |        |            |
| Invoice#        | Comment                       | Tran Dt             | Inv Dt                      | Due Dt    | Check Dt  | Pay      | Gross    | Discount  | No-Pay | Net        |
| 2921024499 ✓    |                               | 02/21/202           | 02/05/202                   | 03/01/202 |           |          | 2,857.92 | 0.00      | 0.00   | 2,857.92 ✓ |
|                 |                               | LAUNDRY             |                             |           |           |          |          |           |        |            |
| 2921024818 ✓    |                               | 02/21/202           | 02/08/202                   | 03/04/202 |           |          | 137.85   | 0.00      | 0.00   | 137.85 ✓   |
|                 |                               | LAUNDRY             |                             |           |           |          |          |           |        |            |
| 2921024819 ✓    |                               | 02/21/202           | 02/08/202                   | 03/04/202 |           |          | 164.73   | 0.00      | 0.00   | 164.73 ✓   |
|                 |                               | LAUNDRY             |                             |           |           |          |          |           |        |            |
| 2921024824 ✓    |                               | 02/21/202           | 02/08/202                   | 03/04/202 |           |          | 252.35   | 0.00      | 0.00   | 252.35 ✓   |



| Invoice#   | Vendor Name | Class | Pay Code | Gross    | Discount | No-Pay | Net      |
|------------|-------------|-------|----------|----------|----------|--------|----------|
| 2921024822 | LAUNDRY     |       |          | 314.40   | 0.00     | 0.00   | 314.40   |
| 2921024820 | LAUNDRY     |       |          | 2,624.11 | 0.00     | 0.00   | 2,624.11 |
| 2921024825 | LAUNDRY     |       |          | 113.81   | 0.00     | 0.00   | 113.81   |
| 2921024821 | LAUNDRY     |       |          | 29.95    | 0.00     | 0.00   | 29.95    |
| 2921024823 | LAUNDRY     |       |          | 279.66   | 0.00     | 0.00   | 279.66   |
| 2921025016 | LAUNDRY     |       |          | 2,982.19 | 0.00     | 0.00   | 2,982.19 |
| 2921025017 | LAUNDRY     |       |          | 95.85    | 0.00     | 0.00   | 95.85    |
| 2921025331 | LAUNDRY     |       |          | 263.02   | 0.00     | 0.00   | 263.02   |
| 2921025329 | LAUNDRY     |       |          | 29.95    | 0.00     | 0.00   | 29.95    |
| 2921025333 | LAUNDRY     |       |          | 113.81   | 0.00     | 0.00   | 113.81   |
| 2921025327 | LAUNDRY     |       |          | 171.21   | 0.00     | 0.00   | 171.21   |
| 2921025332 | LAUNDRY     |       |          | 312.66   | 0.00     | 0.00   | 312.66   |
| 2921025330 | LAUNDRY     |       |          | 314.40   | 0.00     | 0.00   | 314.40   |
| 2921025328 | LAUNDRY     |       |          | 2,726.42 | 0.00     | 0.00   | 2,726.42 |
| 2921025326 | LAUNDRY     |       |          | 137.61   | 0.00     | 0.00   | 137.61   |
| 2921025523 | LAUNDRY     |       |          | 3,021.25 | 0.00     | 0.00   | 3,021.25 |
| 2921025524 | LAUNDRY     |       |          | 126.27   | 0.00     | 0.00   | 126.27   |

| Vendor# | Vendor Name                 | Class | Pay Code | Gross     | Discount | No-Pay | Net       |
|---------|-----------------------------|-------|----------|-----------|----------|--------|-----------|
|         | U1064 UNIFIRST HOLDINGS INC |       |          | 17,069.42 | 0.00     | 0.00   | 17,069.42 |

| Vendor# | Vendor Name   | Class | Pay Code | Gross  | Discount | No-Pay | Net    |
|---------|---|-------|----------|--------|----------|--------|--------|
| U1056   | UNIFORM ADVANTAGE                                   |       | W        |        |          |        |        |
|         | Invoice# Comment Tran Dt Inv Dt Due Dt Check Dt Pay |       |          | Gross  | Discount | No-Pay | Net    |
|         | SIV-14790954  |       |          | 337.36 | 0.00     | 0.00   | 337.36 |

| Vendor# | Vendor Name             | Class | Pay Code | Gross  | Discount | No-Pay | Net    |
|---------|-------------------------|-------|----------|--------|----------|--------|--------|
|         | U1056 UNIFORM ADVANTAGE |       |          | 337.36 | 0.00     | 0.00   | 337.36 |

| Vendor# | Vendor Name   | Class | Pay Code | Gross  | Discount | No-Pay | Net    |
|---------|---|-------|----------|--------|----------|--------|--------|
| 13048   | US MED-EQUIP, LLC                                   |       |          |        |          |        |        |
|         | Invoice# Comment Tran Dt Inv Dt Due Dt Check Dt Pay |       |          | Gross  | Discount | No-Pay | Net    |
|         | R500407   |       |          | 975.00 | 0.00     | 0.00   | 975.00 |
|         | FETAL MONITOR                                       |       |          |        |          |        |        |
|         | R523866   |       |          | 940.14 | 0.00     | 0.00   | 940.14 |
|         | FETAL MONITORS                                      |       |          |        |          |        |        |
|         | R530751   |       |          | 69.64  | 0.00     | 0.00   | 69.64  |

| Vendor# | Vendor Name             | Class | Pay Code | Gross    | Discount | No-Pay | Net      |
|---------|-------------------------|-------|----------|----------|----------|--------|----------|
|         | 13048 US MED-EQUIP, LLC |       |          | 1,984.78 | 0.00     | 0.00   | 1,984.78 |



| Invoice#                         | Comment                    | Tran Dt   | Inv Dt    | Due Dt    | Check Dt | Pay | Gross    | Discount | No-Pay | Net      |
|----------------------------------|----------------------------|-----------|-----------|-----------|----------|-----|----------|----------|--------|----------|
| 9111454984                       | SUPPLIES                   | 02/21/202 | 02/07/202 | 03/03/202 |          |     | 1,953.00 | 0.00     | 0.00   | 1,953.00 |
| 9111457649                       | SUPPLIES                   | 02/21/202 | 02/14/202 | 03/10/202 |          |     | 1,210.80 | 0.00     | 0.00   | 1,210.80 |
| 9111458990                       | CONTRACT                   | 02/21/202 | 02/15/202 | 03/11/202 |          |     | 1,571.67 | 0.00     | 0.00   | 1,571.67 |
| 9111460277                       | SUPPLIES                   | 02/21/202 | 02/19/202 | 03/15/202 |          |     | 768.00   | 0.00     | 0.00   | 768.00   |
| Vendor Totals: Number Name       |                            |           |           |           |          |     | Gross    | Discount | No-Pay | Net      |
| I1110 WERFEN USA LLC             |                            |           |           |           |          |     | 5,503.47 | 0.00     | 0.00   | 5,503.47 |
| Vendor#                          | Vendor Name                | Class     |           | Pay Code  |          |     |          |          |        |          |
| W1270                            | WISCONSIN STATE LABORATORY | W         |           |           |          |     |          |          |        |          |
| Invoice#                         | Comment                    | Tran Dt   | Inv Dt    | Due Dt    | Check Dt | Pay | Gross    | Discount | No-Pay | Net      |
| 30025143                         | SUPPLIES                   | 02/01/202 | 01/02/202 | 02/06/202 |          |     | 246.00   | 0.00     | 0.00   | 246.00   |
| Vendor Totals: Number Name       |                            |           |           |           |          |     | Gross    | Discount | No-Pay | Net      |
| W1270 WISCONSIN STATE LABORATORY |                            |           |           |           |          |     | 246.00   | 0.00     | 0.00   | 246.00   |

Report Summary

|               |            |          |        |            |
|---------------|------------|----------|--------|------------|
| Grand Totals: | Gross      | Discount | No-Pay | Net        |
|               | 698,116.70 | 0.00     | 0.00   | 698,116.70 |

698,116.70 +  
 245.55 -  
 826.00 +  
 698,697.15 \*

pg 17 correction - remove per lisa  $\$ < 245.55 >$   
 pg 18 correction - remove credit per lisa  $\$ < + 826.00 >$   
 698,697.15

APPROVED ON

FEB 22 2024

BY COUNTY AUDITOR  
GALHOUN COUNTY, TEXAS

CK# 203 014- 213145

2/26/24, 11:53 AM  
RECEIVED BY THE  
COUNTY AUDITOR ON

02/26/2024  
11:52  
FEB 26 2024

MEMORIAL MEDICAL CENTER

0

AP Open Invoice List

ap\_open\_invoice.template

Dates Through:

CALHOUN COUNTY, TEXAS  
Vendor # Vendor Name

Class Pay Code

15224 MUTUAL OF OMAHA ✓

| Invoice# | Comment | Tran Dt   | Inv Dt    | Due Dt    | Check Dt | Pay | Gross     | Discount | No-Pay | Net         |
|----------|---------|-----------|-----------|-----------|----------|-----|-----------|----------|--------|-------------|
| 021524   |         | 02/26/202 | 02/15/202 | 03/01/202 |          |     | 25,374.36 | 0.00     | 0.00   | 25,374.36 ✓ |

INSURANCE 311 - 3/31/24

| Vendor Totals: Number | Name            | Gross     | Discount | No-Pay | Net       |
|-----------------------|-----------------|-----------|----------|--------|-----------|
| 15224                 | MUTUAL OF OMAHA | 25,374.36 | 0.00     | 0.00   | 25,374.36 |

Report Summary

| Grand Totals: | Gross     | Discount | No-Pay | Net       |
|---------------|-----------|----------|--------|-----------|
|               | 25,374.36 | 0.00     | 0.00   | 25,374.36 |

APPROVED ON

FEB 26 2024

BY COUNTY AUDITOR  
CALHOUN COUNTY, TEXAS  
CL# 23104



2/26/24, 11:33 AM  
 RECEIVED BY THE  
 COUNTY AUDITOR ON

02/26/2024  
 11:33  
 FEB 26 2024

MEMORIAL MEDICAL CENTER

0

AP Open Invoice List

ap\_open\_invoice.template

Dates Through:

CALHOUN COUNTY TEXAS

Vendor Vendor Name

Class Pay Code

C1730 CITY OF PORT LAVACA ✓

W

| Invoice#       | Comment                    | Tran Dt   | Inv Dt    | Due Dt    | Check Dt | Pay | Gross    | Discount | No-Pay | Net        |
|----------------|----------------------------|-----------|-----------|-----------|----------|-----|----------|----------|--------|------------|
| 021524         |                            | 02/26/202 | 02/05/202 | 03/05/202 |          |     | 38.64    | 0.00     | 0.00   | 38.64 ✓    |
|                | WATER 815 N. Virginia St.  |           |           |           |          |     |          |          |        |            |
| 021524C        |                            | 02/26/202 | 02/15/202 | 03/05/202 |          |     | 135.53   | 0.00     | 0.00   | 135.53 ✓   |
|                | WATER 1016 N. Virginia St. |           |           |           |          |     |          |          |        |            |
| 021524B        |                            | 02/26/202 | 02/15/202 | 03/05/202 |          |     | 65.66    | 0.00     | 0.00   | 65.66 ✓    |
|                | WATER 701 N. Virginia St.  |           |           |           |          |     |          |          |        |            |
| 021524A        |                            | 02/26/202 | 02/15/202 | 03/05/202 |          |     | 2,021.54 | 0.00     | 0.00   | 2,021.54 ✓ |
|                | WATER 815 N. Virginia St.  |           |           |           |          |     |          |          |        |            |
| Vendor Totals: | Number Name                |           |           |           |          |     | Gross    | Discount | No-Pay | Net        |
|                | C1730 CITY OF PORT LAVACA  |           |           |           |          |     | 2,261.37 | 0.00     | 0.00   | 2,261.37   |

Report Summary

| Grand Totals: | Gross    | Discount | No-Pay | Net      |
|---------------|----------|----------|--------|----------|
|               | 2,261.37 | 0.00     | 0.00   | 2,261.37 |

APPROVED ON

FEB 26 2024

BY COUNTY AUDITOR  
 CALHOUN COUNTY, TEXAS

CK# 103032

RECEIVED BY THE  
COUNTY AUDITOR ON

FEB 22 2024  
16:56

MEMORIAL MEDICAL CENTER

AP Open Invoice List

0  
ap\_open\_invoice.template

Dates Through:

Class Pay Code

CALHOUN COUNTY, TEXAS

Vendor# Vendor Name

15268 CHEYENNE NESSA ✓

| Invoice# | Comment | Tran Dt   | Inv Dt    | Due Dt    | Check Dt | Pay | Gross  | Discount | No-Pay | Net      |
|----------|---------|-----------|-----------|-----------|----------|-----|--------|----------|--------|----------|
| 022224   |         | 02/22/202 | 02/22/202 | 03/01/202 |          |     | 498.05 | 0.00     | 0.00   | 498.05 ✓ |

PAYROLL CHECK

| Vendor Totals: Number | Name           | Gross  | Discount | No-Pay | Net    |
|-----------------------|----------------|--------|----------|--------|--------|
| 15268                 | CHEYENNE NESSA | 498.05 | 0.00     | 0.00   | 498.05 |

Report Summary

| Grand Totals: | Gross  | Discount | No-Pay | Net    |
|---------------|--------|----------|--------|--------|
|               | 498.05 | 0.00     | 0.00   | 498.05 |

APPROVED ON

FEB 22 2024

BY COUNTY AUDITOR  
CALHOUN COUNTY, TEXAS

CL# 2880



15768

MEMORIAL MEDICAL CENTER  
CHECK REQUEST

CHEYENNE NESSA

DATE REQUESTED: 2/22/24

P  
A  
Y  
E  
E

APPROVED ON

FEB 22 2024

BY COUNTY AUDITOR  
CALHOUN COUNTY, TEXAS

41

AMOUNT: \$498.05

G/L NUMBER: 400000065

EXPLANATION: Bank deposit rejected payroll check

REQUESTED BY: Andrie Flores

AUTHORIZED BY: *[Signature]*

2/22/24

02/26/2024  
11:35

MEMORIAL MEDICAL CENTER

0

AP Open Invoice List

ap\_open\_invoice.template

Dates Through:

Vendor# Vendor Name

Class Pay Code

C2510

EVIDENT ✓

M

| Invoice#                   | Comment               | Tran Dt   | Inv Dt    | Due Dt    | Check Dt | Pay | Gross     | Discount | No-Pay | Net                  |
|----------------------------|-----------------------|-----------|-----------|-----------|----------|-----|-----------|----------|--------|----------------------|
| 1019363                    |                       | 02/01/202 | 01/30/202 | 02/24/202 |          |     | 2,104.25  | 0.00     | 0.00   | <del>2,104.25</del>  |
|                            | SUPPLIES              |           |           |           |          |     |           |          |        |                      |
| A2402071378                |                       | 02/22/202 | 02/07/202 | 03/03/202 |          |     | 18,757.00 | 0.00     | 0.00   | 18,757.00            |
|                            | SOFTWARE MAINT        |           |           |           |          |     |           |          |        |                      |
| T2402091378                |                       | 02/22/202 | 02/09/202 | 03/05/202 |          |     | 10,762.45 | 0.00     | 0.00   | 10,762.45            |
|                            | CONSULTING SERV       |           |           |           |          |     |           |          |        |                      |
| FD10WOLTERS1378            |                       | 02/22/202 | 02/22/202 | 03/01/202 |          |     | 1,200.00  | 0.00     | 0.00   | 1,200.00             |
|                            | 10% DOWN              |           |           |           |          |     |           |          |        |                      |
| ✱ A2312051378 ✓            |                       | 02/26/202 | 12/05/202 | 12/30/202 |          |     | 18,757.00 | 0.00     | 0.00   | 18,757.00 ✓          |
|                            | HARDWARE/TECH SUPPORT |           |           |           |          |     |           |          |        |                      |
| Vendor Totals: Number Name |                       |           |           |           |          |     | Gross     | Discount | No-Pay | Net                  |
| C2510 EVIDENT              |                       |           |           |           |          |     | 51,580.70 | 0.00     | 0.00   | <del>51,580.70</del> |

Region Summary

| Grand Totals: | Gross       | Discount | No-Pay | Net                  |
|---------------|-------------|----------|--------|----------------------|
|               | 51,580.70 → | 0.00     | 0.00   | <del>51,580.70</del> |

APPROVED ON

FEB 26 2024

BY COUNTY AUDITOR  
CALHOUN COUNTY, TEXAS

CL# 713048



RECEIVED BY THE  
 COUNTY AUDITOR ON  
 02/26/2024  
 11:44  
**FEB 26 2024**  
 Vendor# Vendor Name  
 13016 FIRST INSURANCE FUNDING ✓  
 CALHOUN COUNTY, TEXAS

MEMORIAL MEDICAL CENTER

AP Open Invoice List

0  
ap\_open\_invoice.template

Dates Through:

Class Pay Code

| Invoice#                      | Comment        | Tran Dt   | Inv Dt    | Due Dt    | Check Dt | Pay | Gross    | Discount | No-Pay | Net        |
|-------------------------------|----------------|-----------|-----------|-----------|----------|-----|----------|----------|--------|------------|
| 020924 ✓                      | PMT 1-FEB 24   | 02/26/202 | 02/09/202 | 02/01/202 |          |     | 3,631.39 | 0.00     | 0.00   | 3,631.39 ✓ |
| 030124 ✓                      | PMT 2 MARCH 24 | 02/26/202 | 03/01/202 | 03/01/202 |          |     | 3,631.39 | 0.00     | 0.00   | 3,631.39 ✓ |
| Vendor Totals: Number Name    |                |           |           |           |          |     | Gross    | Discount | No-Pay | Net        |
| 13016 FIRST INSURANCE FUNDING |                |           |           |           |          |     | 7,262.78 | 0.00     | 0.00   | 7,262.78   |

Report Summary

| Grand Totals: | Gross    | Discount | No-Pay | Net      |
|---------------|----------|----------|--------|----------|
|               | 7,262.78 | 0.00     | 0.00   | 7,262.78 |

APPROVED ON  
**FEB 26 2024**  
 BY COUNTY AUDITOR  
 CALHOUN COUNTY, TEXAS  
 CLK# 203052

2/26/24 11:32 AM RECEIVED BY THE COUNTY AUDITOR ON

tmp\_cw5report772731381938517134.html

FEB 26 2024

MEMORIAL MEDICAL CENTER

0

02/26/2024 11:32

AP Open Invoice List

ap\_open\_invoice.template

CALHOUN COUNTY, TEXAS

Dates Through:

Vendor# Vendor Name

Class Pay Code

C1010 SPARKLIGHT ✓

W

| Invoice# | Comment | Tran Dt   | Inv Dt    | Due Dt    | Check Dt | Pay | Gross  | Discount | No-Pay | Net      |
|----------|---------|-----------|-----------|-----------|----------|-----|--------|----------|--------|----------|
| 021624   |         | 02/26/202 | 02/16/202 | 02/17/202 |          |     | 141.36 | 0.00     | 0.00   | 141.36 ✓ |

CABLE 10 late fee

| Vendor Totals: Number | Name       | Gross  | Discount | No-Pay | Net    |
|-----------------------|------------|--------|----------|--------|--------|
| C1010                 | SPARKLIGHT | 141.36 | 0.00     | 0.00   | 141.36 |

Report Summary

| Grand Totals: | Gross  | Discount | No-Pay | Net    |
|---------------|--------|----------|--------|--------|
|               | 141.36 | 0.00     | 0.00   | 141.36 |

APPROVED ON

FEB 26 2024

BY COUNTY AUDITOR CALHOUN COUNTY, TEXAS

ck # 203125



# MCKESSON

# STATEMENT

As of: 02/16/2024

Page: 002

To ensure proper credit to your account, detach and return this stub with your remittance

Company: 8000

MEMORIAL MEDICAL CENTER  
AP  
815 N VIRGINIA STREET  
PORT LAVACA TX 77979

AMT DUE REMITTED VIA ACH DEBIT  
Statement for information only

DC: 8115  
Customer INV SupplD:  
Territory:

Customer: 632536  
Date: 02/17/2024

As of: 02/16/2024 Page: 002  
Mail to: Comp: 8000

AMT DUE REMITTED VIA ACH DEBIT  
Statement for information only

Cust: 632536 PLEASE CHECK ANY  
Date: 02/17/2024 ITEMS NOT PAID (✓)

| Billing Date | Due Date | Receivable Number | National Account Order Reference | Description | Cash Discount | Amount (gross) | P F | Amount (net) | P F | Receivable Number |
|--------------|----------|-------------------|----------------------------------|-------------|---------------|----------------|-----|--------------|-----|-------------------|
|--------------|----------|-------------------|----------------------------------|-------------|---------------|----------------|-----|--------------|-----|-------------------|

\*F column legend: P = Past Due Item, F = Future Due Item, blank = Current Due Item

TOTAL: National Acct 632536 MEMORIAL MEDICAL CENTER

Subtotals: 173.91 USD

Future Due: 0.00

If Paid By 02/20/2024,  
Pay This Amount:

170.43 USD

Due If Paid On Time:  
USD

170.43 ✓

Past Due: 0.00

Disc lost if paid late:

3.48

Last Payment 2,451.97  
18/07/2017

If Paid After 02/20/2024,  
Pay this Amount:

173.91 USD

Due If Paid Late:  
USD

173.91

*Andrew DeLox Banta*  
2/26/24

164.27 +  
4.74 +  
1.42 +  
170.43 \*

APPROVED ON

FEB 26 2024

BY COUNTY AUDITOR  
CALHOUN COUNTY, TEXAS

For AR Inquiries please contact 800-867-0333

# MCKESSON

# STATEMENT

As of: 02/16/2024

Page: 001

To ensure proper credit to your account, detach and return this stub with your remittance

Company: 8000

WALMART 1098/MEM MED PHS  
MEMORIAL MEDICAL CENTER  
VICKY KALISEK  
815 N VIRGINIA ST  
PORT LAVACA TX 77979

AMT DUE REMITTED VIA ACH DEBIT  
Statement for information only

DC: 8115  
Customer INV SupplD:  
Territory: 7001

Customer: 256342  
Date: 02/17/2024

As of: 02/16/2024 Page: 001  
Mail to: Comp: 8000

AMT DUE REMITTED VIA ACH DEBIT  
Statement for information only

Cust: 256342 PLEASE CHECK ANY  
Date: 02/17/2024 ITEMS NOT PAID (✓)

| Billing Date   | Due Date   | Receivable Number | National Account Order Reference | Description | Cash Discount | Amount (gross) | P F | Amount (net) | P F | Receivable Number |   |
|--|------------|-------------------|----------------------------------|-------------|---------------|----------------|-----|--------------|-----|-------------------|---|
| <b>Customer Number 256342 WALMART 1098/MEM MED PHS</b> |            |                   |                                  |             |               |                |     |              |     |                   |   |
| 12/12/2024   | 02/20/2024 | 7476672842        | 105793651                        | 115Invoice  | 0.04          | 1.90           |     | 1.86 ✓       |     | 7476672842        | ✓ |
| 12/12/2024   | 02/20/2024 | 7476672844        | 105828861                        | 115Invoice  | 0.01          | 0.65           |     | 0.64 ✓       |     | 7476672844        | ✓ |
| 12/13/2024   | 02/20/2024 | 7477039377        | 106017686                        | 115Invoice  | 0.88          | 44.03          |     | 43.15 ✓      |     | 7477039377        | ✓ |
| 12/13/2024   | 02/20/2024 | 7477214018        | 105968162                        | 115Invoice  | 0.04          | 1.90           |     | 1.86 ✓       |     | 7477214018        | ✓ |
| 12/14/2024   | 02/20/2024 | 7477311344        | 106106765                        | 115Invoice  | 0.02          | 0.95           |     | 0.93 ✓       |     | 7477311344        | ✓ |
| 12/14/2024   | 02/20/2024 | 7477311346        | 106168410                        | 115Invoice  | 0.01          | 0.63           |     | 0.62 ✓       |     | 7477311346        | ✓ |
| 12/14/2024   | 02/20/2024 | 7477491766        | 106113408                        | 195Invoice  | 0.03          | 1.27           |     | 1.24 ✓       |     | 7477491766        | ✓ |
| 12/15/2024   | 02/20/2024 | 7477588823        | 106300097                        | 115Invoice  | 1.28          | 63.98          |     | 62.70 ✓      |     | 7477588823        | ✓ |
| 12/15/2024   | 02/20/2024 | 7477588824        | 106300097                        | 115Invoice  | 1.00          | 50.24          |     | 49.24 ✓      |     | 7477588824        | ✓ |
| 12/15/2024   | 02/20/2024 | 7477763422        | 106243910                        | 195Invoice  | 0.02          | 0.95           |     | 0.93 ✓       |     | 7477763422        | ✓ |
| 12/16/2024   | 02/20/2024 | 7477859979        | 106415303                        | 115Invoice  | 0.01          | 0.49           |     | 0.48 ✓       |     | 7477859979        | ✓ |
| 12/16/2024   | 02/20/2024 | 7477859980        | 106415303                        | 115Invoice  | 0.01          | 0.63           |     | 0.62 ✓       |     | 7477859980        | ✓ |

Ⓜ column legend: P = Past Due Item, F = Future Due Item, blank = Current Due Item

**TOTAL:** Customer Number 256342 WALMART 1098/MEM MED PHS

Subtotals: 167.62 USD

Future Due: 0.00

If Paid By 02/20/2024,

Pay This Amount: 164.27 USD

Due If Paid On Time:

USD 164.27 ✓

Disc lost if paid late:

3.35

Past Due: 0.00

Last Payment 5,635.35

If Paid After 02/20/2024,

Pay this Amount: 167.62 USD

Due If Paid Late:

USD 167.62

*Andrew De Los Santos*  
2/26/24

APPROVED ON

FEB 26 2024

BY COUNTY AUDITOR  
CALHOUN COUNTY, TEXAS

For AR Inquiries please contact 800-867-0333



# MCKESSON

# STATEMENT

As of: 02/16/2024

Page: 001

To ensure proper credit to your account, detach and return this stub with your remittance

Company: 8000

DC: 8115  
Customer INV SupplD:  
Territory: 7001

As of: 02/16/2024 Page: 001  
Mail to: Comp: 8000

CVS PHCY 7416/MEM MC PHS  
MEMORIAL MEDICAL CENTER  
VICKY KALISEK  
815 N VIRGINIA ST  
PORT LAVACA TX 77979

AMT DUE REMITTED VIA ACH DEBIT  
Statement for information only

Customer: 835437  
Date: 02/17/2024

AMT DUE REMITTED VIA ACH DEBIT  
Statement for information only

Cust: 835437 PLEASE CHECK ANY  
Date: 02/17/2024 ITEMS NOT PAID (✓)

| Billing Date                                    | Due Date   | Receivable Number | National Account Order Reference | Description | Cash Discount | Amount (gross) | P F | Amount (net) | P F | Receivable Number |   |
|---|------------|-------------------|----------------------------------|-------------|---------------|----------------|-----|--------------|-----|-------------------|---|
| Customer Number 835437 CVS PHCY 7416/MEM MC PHS |            |                   |                                  |             |               |                |     |              |     |                   |   |
| 02/14/2024                                      | 02/20/2024 | 7477500207        | 3036410                          | 115Invoice  | 0.10          | 4.84           |     | 4.74         |     | 7477500207        | ✓ |

PF column legend: P = Past Due Item, F = Future Due Item, blank = Current Due Item

TOTAL: Customer Number 835437 CVS PHCY 7416/MEM MC PHS

Subtotals: 4.84 USD

Future Due: 0.00

If Paid By 02/20/2024,  
Pay This Amount:

4.74 USD

Due If Paid On Time:  
USD 4.74 ✓

Past Due: 0.00

Disc lost if paid late: 0.10

Last Payment 5,635.35  
12/12/2024

If Paid After 02/20/2024,  
Pay this Amount:

4.84 USD

Due If Paid Late:  
USD 4.84

*Andrew De la Sante*  
2/26/24

APPROVED ON

FEB 26 2024

BY COUNTY AUDITOR  
CALHOUN COUNTY, TEXAS

For AR Inquiries please <> contact 800-867-0333

# MCKESSON

# STATEMENT

As of: 02/16/2024

Page: 001

To ensure proper credit to your account, detach and return this stub with your remittance

Company: 8000

CVS PHCY 7475/MEM MC PHS  
MEMORIAL MEDICAL CENTER  
VICKY KALISEK  
815 N VIRGINIA ST  
PORT LAVACA TX 77979

AMT DUE REMITTED VIA ACH DEBIT  
Statement for information only

DC: 8115  
Customer INV SupplD:  
Territory: 7001

Customer: 835438  
Date: 02/17/2024

As of: 02/16/2024 Page: 001  
Mail to: Comp: 8000

AMT DUE REMITTED VIA ACH DEBIT  
Statement for information only

Cust: 835438 PLEASE CHECK ANY  
Date: 02/17/2024 ITEMS NOT PAID (✓)

| Billing Date                                    | Due Date   | Receivable Number | National Account Order Reference | Description | Cash Discount | Amount (gross) | P F | Amount (net) | P F | Receivable Number |                                     |
|---|------------|-------------------|----------------------------------|-------------|---------------|----------------|-----|--------------|-----|-------------------|-------------------------------------|
| Customer Number 835438 CVS PHCY 7475/MEM MC PHS |            |                   |                                  |             |               |                |     |              |     |                   |                                     |
| 02/14/2024                                      | 02/20/2024 | 7477478024        | 3038176                          | 115Invoice  | 0.03          | 1.45           |     | 1.42         |     | 7477478024        | <input checked="" type="checkbox"/> |

\*F column legend: P = Past Due Item, F = Future Due Item, blank = Current Due Item

TOTAL: Customer Number 835438 CVS PHCY 7475/MEM MC PHS

Subtotals: 1.45 USD

Future Due: 0.00

If Paid By 02/20/2024,  
Pay This Amount:

1.42 USD

Due If Paid On Time:  
USD

1.42 ✓

Past Due: 0.00

Disc lost if paid late:

0.03

Last Payment 4,442.25  
01/22/2024

If Paid After 02/20/2024,  
Pay this Amount:

1.45 USD

Due If Paid Late:  
USD

1.45

*Andrew De Los Santos*  
2/26/24

APPROVED ON

FEB 26 2024

BY COUNTY AUDITOR  
CALHOUN COUNTY, TEXAS

For AR Inquiries please contact 800-867-0333



# MCKESSON

# STATEMENT

As of: 02/23/2024

Page: 002

To ensure proper credit to your account, detach and return this stub with your remittance

Company: 8000

MEMORIAL MEDICAL CENTER  
AP  
815 N VIRGINIA STREET  
PORT LAVACA TX 77979

AMT DUE REMITTED VIA ACH DEBIT  
Statement for information only

DC: 8115  
Customer INV SupplID:  
Territory:

Customer: 632536  
Date: 02/24/2024

As of: 02/23/2024 Page: 002  
Mail to: Comp: 8000

AMT DUE REMITTED VIA ACH DEBIT  
Statement for information only

Cust: 632536  
Date: 02/24/2024

PLEASE CHECK ANY  
ITEMS NOT PAID (✓)

| Billing Date | Due Date | Receivable Number | National Account | Order Reference | Description | Cash Discount | Amount (gross) | P F | Amount (net) | P F | Receivable Number |
|--------------|----------|-------------------|------------------|-----------------|-------------|---------------|----------------|-----|--------------|-----|-------------------|
|--------------|----------|-------------------|------------------|-----------------|-------------|---------------|----------------|-----|--------------|-----|-------------------|

PF column legend: P = Past Due Item, F = Future Due Item, blank = Current Due Item

TOTAL: National Acct 632536 MEMORIAL MEDICAL CENTER

Subtotals: 4,408.23 USD

Future Due: 0.00

Past Due: 0.00

Last Payment 08/07/2017 2,451.97

If Paid By 02/27/2024,  
Pay This Amount:

4,320.05 USD

If Paid After 02/27/2024,  
Pay this Amount:

4,408.23 USD

Due If Paid On Time:

USD 4,320.05

Disc lost if paid late:

88.18

Due If Paid Late:

USD 4,408.23

4,177.81 +  
134.27 +  
3.89 +  
4.08 +  
4,320.05 \*

*Andrew DeLos Santos*  
2/26/24

APPROVED ON

FEB 26 2024

BY COUNTY AUDITOR  
CALHOUN COUNTY, TEXAS

<>  
For AR Inquiries please contact 800-867-0333

# MCKESSON

# STATEMENT

As of: 02/23/2024

Page: 001

To ensure proper credit to your account, detach and return this stub with your remittance

Company: 8000

WALMART 1098/MEM MED PHS  
MEMORIAL MEDICAL CENTER  
VICKY KALISEK  
815 N VIRGINIA ST  
PORT LAVACA TX 77979

AMT DUE REMITTED VIA ACH DEBIT  
Statement for information only

DC: 8115  
Customer INV SupplD:  
Territory: 7001

Customer: 256342  
Date: 02/24/2024

As of: 02/23/2024 Page: 001  
Mail to: Comp: 8000

AMT DUE REMITTED VIA ACH DEBIT  
Statement for information only

Cust: 256342 PLEASE CHECK ANY  
Date: 02/24/2024 ITEMS NOT PAID (✓)

| Billing Date                                    | Due Date   | Receivable Number | National Account | Order Reference | Description | Cash Discount | Amount (gross) | P F | Amount (net) | P F | Receivable Number |
|---|------------|-------------------|------------------|-----------------|-------------|---------------|----------------|-----|--------------|-----|-------------------|
| Customer Number 256342 WALMART 1098/MEM MED PHS |            |                   |                  |                 |             |               |                |     |              |     |                   |
| 02/19/2024                                      | 02/27/2024 | 7478163529        |                  | 106594719       | 115Invoice  | 0.01          | 0.49           |     | 0.48         | ✓   | 7478163529        |
| 02/19/2024                                      | 02/27/2024 | 7478163530        |                  | 106594719       | 115Invoice  | 0.01          | 0.63           |     | 0.62         | ✓   | 7478163530        |
| 02/19/2024                                      | 02/27/2024 | 7478390346        |                  | 106565269       | 195Invoice  | 1.74          | 86.80          |     | 85.06        | ✓   | 7478390346        |
| 02/19/2024                                      | 02/27/2024 | 7478390347        |                  | 106493488       | 115Invoice  | 0.41          | 20.58          |     | 20.17        | ✓   | 7478390347        |
| 02/20/2024                                      | 02/27/2024 | 7478515675        |                  | 106782490       | 115Invoice  | 0.01          | 0.63           |     | 0.62         | ✓   | 7478515675        |
| 02/20/2024                                      | 02/27/2024 | 7478561876        |                  | 106800783       | 115Invoice  | 0.03          | 1.27           |     | 1.24         | ✓   | 7478561876        |
| 02/20/2024                                      | 02/27/2024 | 7478703210        |                  | 106725955       | 195Invoice  | 11.10         | 554.88         |     | 543.78       | ✓   | 7478703210        |
| 02/21/2024                                      | 02/27/2024 | 7478789202        |                  | 106927967       | 115Invoice  | 18.43         | 921.26         |     | 902.83       | ✓   | 7478789202        |
| 02/22/2024                                      | 02/27/2024 | 7479098117        |                  | 107062425       | 115Invoice  | 0.01          | 0.32           |     | 0.31         | ✓   | 7479098117        |
| 02/22/2024                                      | 02/27/2024 | 7479098118        |                  | 107062425       | 115Invoice  | 0.01          | 0.49           |     | 0.48         | ✓   | 7479098118        |
| 02/22/2024                                      | 02/27/2024 | 7479098119        |                  | 107059539       | 115Invoice  | 0.02          | 0.95           |     | 0.93         | ✓   | 7479098119        |
| 02/22/2024                                      | 02/27/2024 | 7479281568        |                  | 107004335       | 195Invoice  | 25.60         | 1,279.92       |     | 1,254.32     | ✓   | 7479281568        |
| 02/23/2024                                      | 02/27/2024 | 7479365513        |                  | 107108951       | 115Invoice  | 27.90         | 1,394.87       |     | 1,366.97     | ✓   | 7479365513        |

PF column legend: P = Past Due Item, F = Future Due Item, blank = Current Due Item

TOTAL: Customer Number 256342 WALMART 1098/MEM MED PHS

Subtotals: 4,263.09 USD

Future Due: 0.00

Past Due: 0.00

Last Payment 02/19/2024 170.43

If Paid By 02/27/2024,  
Pay This Amount:

4,177.81 USD

If Paid After 02/27/2024,  
Pay this Amount:

4,263.09 USD

Due If Paid On Time:

USD 4,177.81 ✓

Disc lost if paid late:

85.28

Due If Paid Late:

USD 4,263.09

*Andrew DeLas Santos*  
2/26/24

APPROVED ON

FEB 26 2024

BY COUNTY AUDITOR  
CALHOUN COUNTY, TEXAS

<>  
For AR Inquiries please contact 800-867-0333



# MCKESSON

# STATEMENT

As of: 02/23/2024

Page: 001

To ensure proper credit to your account, detach and return this stub with your remittance

Company: 8000

CVS PHCY 8923/MEM MC PHS  
MEMORIAL MEDICAL CENTER  
VICKY KALISEK  
815 N VIRGINIA ST  
PORT LAVACA TX 77979

AMT DUE REMITTED VIA ACH DEBIT  
Statement for information only

DC: 8115  
Customer INV SupplD:  
Territory: 7001

Customer: 835434  
Date: 02/24/2024

As of: 02/23/2024 Page: 001  
Mail to: Comp: 8000

AMT DUE REMITTED VIA ACH DEBIT  
Statement for information only

Cust: 835434  
Date: 02/24/2024

PLEASE CHECK ANY  
ITEMS NOT PAID (✓)

| Billing Date | Due Date   | Receivable Number | National Account Order Reference | Description | Cash Discount | Amount (gross) | P F | Amount (net) | P F | Receivable Number |                                     |
|--------------|------------|-------------------|----------------------------------|-------------|---------------|----------------|-----|--------------|-----|-------------------|-------------------------------------|
| 02/21/2024   | 02/27/2024 | 7478859198        | 632536 3053293                   | 115 Invoice | 2.74          | 137.01         |     | 134.27       |     | 7478859198        | <input checked="" type="checkbox"/> |

PF column legend: P = Past Due Item, F = Future Due Item, blank = Current Due Item

TOTAL: Customer Number 835434 CVS PHCY 8923/MEM MC PHS

Subtotals: 137.01 USD

Future Due: 0.00

Past Due: 0.00

Last Payment 5,635.35  
02/12/2024

If Paid By 02/27/2024,  
Pay This Amount:

134.27 USD

If Paid After 02/27/2024,  
Pay this Amount:

137.01 USD

Due If Paid On Time:  
USD

134.27 ✓

Disc lost if paid late:

2.74 ✓

Due If Paid Late:  
USD

137.01

*Andrew De Los Santos*  
2/26/24

APPROVED ON

FEB 26 2024

BY COUNTY AUDITOR  
CALHOUN COUNTY, TEXAS

For AR Inquiries please contact 800-867-0333

# MCKESSON

# STATEMENT

As of: 02/23/2024

Page: 001

To ensure proper credit to your account, detach and return this stub with your remittance

Company: 8000

CVS PHCY 7416/MEM MC PHS  
MEMORIAL MEDICAL CENTER  
VICKY KALISEK  
815 N VIRGINIA ST  
PORT LAVACA TX 77979

AMT DUE REMITTED VIA ACH DEBIT  
Statement for information only

DC: 8115  
Customer INV SupplD:  
Territory: 7001

Customer: 835437  
Date: 02/24/2024

As of: 02/23/2024 Page: 001  
Mail to: Comp: 8000

AMT DUE REMITTED VIA ACH DEBIT  
Statement for information only

Cust: 835437  
Date: 02/24/2024

PLEASE CHECK ANY  
ITEMS NOT PAID (✓)

| Billing Date | Due Date   | Receivable Number | National Account Order Reference | Description | Cash Discount | Amount (gross) | P F | Amount (net) | P F | Receivable Number |
|--------------|------------|-------------------|----------------------------------|-------------|---------------|----------------|-----|--------------|-----|-------------------|
| 02/21/2024   | 02/27/2024 | 7478985243        | 632536<br>3052168                | 115 Invoice | 0.08          | 3.97           |     | 3.89         |     | 7478985243 ✓      |

PF column legend: P = Past Due Item, F = Future Due Item, blank = Current Due Item

TOTAL: Customer Number 835437 CVS PHCY 7416/MEM MC PHS

Subtotals: 3.97 USD

Future Due: 0.00

If Paid By 02/27/2024,  
Pay This Amount:

3.89 USD

Due If Paid On Time:  
USD

3.89 ✓

Past Due: 0.00

Disc lost if paid late:

0.08

Last Payment 170.43  
02/19/2024

If Paid After 02/27/2024,  
Pay this Amount:

3.97 USD

Due If Paid Late:  
USD

3.97

*Andrew DeFas Santos*  
2/26/24

APPROVED ON

FEB 26 2024

BY COUNTY AUDITOR  
CALHOUN COUNTY, TEXAS

For AR Inquiries please <> contact 800-867-0333



# MCKESSON

# STATEMENT

As of: 02/23/2024

Page: 001

To ensure proper credit to your account, detach and return this stub with your remittance

Company: 8000

DC: 8115  
Customer INV SupplD:  
Territory: 7001

As of: 02/23/2024 Page: 001  
Mail to: Comp: 8000

CVS PHCY 7475/MEM MC PHS  
MEMORIAL MEDICAL CENTER  
VICKY KALISEK  
815 N VIRGINIA ST  
PORT LAVACA TX 77979

AMT DUE REMITTED VIA ACH DEBIT  
Statement for information only

Customer: 835438  
Date: 02/24/2024

AMT DUE REMITTED VIA ACH DEBIT  
Statement for information only

Cust: 835438 PLEASE CHECK ANY  
Date: 02/24/2024 ITEMS NOT PAID (✓)

| Billing Date | Due Date   | Receivable Number | National Account Order Reference | Description | Cash Discount | Amount (gross) | P F | Amount (net) | P F | Receivable Number |                                     |
|--------------|------------|-------------------|----------------------------------|-------------|---------------|----------------|-----|--------------|-----|-------------------|-------------------------------------|
| 02/21/2024   | 02/27/2024 | 7479000008        | 3053944                          | 115Invoice  | 0.08          | 4.16           |     | 4.08         |     | 7479000008        | <input checked="" type="checkbox"/> |

PF column legend: P = Past Due Item, F = Future Due Item, blank = Current Due Item

TOTAL: Customer Number 835438 CVS PHCY 7475/MEM MC PHS

Subtotals: 4.16 USD

Future Due: 0.00

If Paid By 02/27/2024,

Due If Paid On Time:  
USD

4.08 ✓

Past Due: 0.00

Pay This Amount:

4.08 USD

Disc lost if paid late:

0.08 ✓

Last Payment 02/19/2024 170.43

If Paid After 02/27/2024,  
Pay this Amount:

4.16 USD

Due If Paid Late:  
USD

4:16

*Andrew Lopez Santos*  
2/26/24

APPROVED ON

FEB 26 2024

BY COUNTY AUDITOR  
CALHOUN COUNTY, TEXAS

For AR Inquiries please contact 800-867-0333

**Served By:**  
AMERISOURCEBERGEN DRUG CORP  
12727 W. AIRPORT BLVD.  
SUGAR LAND TX 77478-6101  
  
DEA: RA0289276  
866-451-9655

**Customer:**  
WALGREENS #12494 340B  
MEMORIAL MEDICAL CENTER  
1302 N VIRGINIA ST  
PORT LAVACA TX 77979-2509

**Remit To:**  
AMERISOURCEBERGEN  
PO Box 905223  
CHARLOTTE NC 28290-5223

|                        |                         |
|------------------------|-------------------------|
| <b>Customer Number</b> | 100135284 / 037028186   |
| <b>Terms</b>           | Sat - Fri Due in 7 days |
| <b>Summary</b>         |                         |
| Not Yet Due:           | 0.00                    |
| Current:               | 1,020.39                |
| Past Due:              | 0.00                    |
| Total Due:             | 1,020.39                |
| Account Balance:       | 1,020.39                |

| Document Date | Due Date   | Reference Number | Purchase Order Number | Document Type | Original Amount | Last Receipt | Amount Received | Balance |
|---------------|------------|------------------|-----------------------|---------------|-----------------|--------------|-----------------|---------|
| 02-12-2024    | 02-23-2024 | 3164351910       | 7005646446            | Invoice       | 487.74          |              | 0.00            | 487.74  |
| 02-12-2024    | 02-23-2024 | 3164351911       | 7005647108            | Invoice       | 95.33           |              | 0.00            | 95.33   |
| 02-12-2024    | 02-23-2024 | 3164351912       | 7005657510            | Invoice       | 64.29           |              | 0.00            | 64.29   |
| 02-12-2024    | 02-23-2024 | 3164351913       | 7005668754            | Invoice       | 63.86           |              | 0.00            | 63.86   |
| 02-12-2024    | 02-23-2024 | 3164351914       | 7005668249            | Invoice       | 21.63           |              | 0.00            | 21.63   |
| 02-13-2024    | 02-23-2024 | 3164522524       | 7005676080            | Invoice       | 140.41          |              | 0.00            | 140.41  |
| 02-14-2024    | 02-23-2024 | 3164686778       | 7005684209            | Invoice       | 3.70            |              | 0.00            | 3.70    |
| 02-15-2024    | 02-23-2024 | 3164749577       | 4542282680            | Invoice       | 30.16           |              | 0.00            | 30.16   |
| 02-15-2024    | 02-23-2024 | 3164818265       | 7005694098            | Invoice       | 89.25           |              | 0.00            | 89.25   |
| 02-16-2024    | 02-23-2024 | 3164964790       | 7005705568            | Invoice       | 24.02           |              | 0.00            | 24.02   |

| Current  | 1-15 Days | 16-30 Days | 31-60 Days | 61-90 Days | 91-120 Days | Over 120 Days |
|----------|-----------|------------|------------|------------|-------------|---------------|
| 1,020.39 | 0.00      | 0.00       | 0.00       | 0.00       | 0.00        | 0.00          |

| Thank You for Your Payment |          |
|----------------------------|----------|
| Date                       | Amount   |
| 02-16-2024                 | (601.87) |

| Reminders         |                 |
|-------------------|-----------------|
| Due Date          | Amount          |
| 02-23-2024        | 1,020.39        |
| <b>Total Due:</b> | <b>1,020.39</b> |

*Andrew D. Santos*  
2/26/24

APPROVED ON  
FEB 26 2024  
BY COUNTY AUDITOR  
CALHOUN COUNTY, TEXAS





STATEMENT

Statement Number: 66924474  
Date: 02-23-2024

**Served By:**  
AMERISOURCEBERGEN DRUG CORP  
12727 W. AIRPORT BLVD.  
SUGAR LAND TX 77478-6101  
  
DEA: RA0289276  
866-451-9655

**Customer:**  
WALGREENS #12494 340B  
MEMORIAL MEDICAL CENTER  
1302 N VIRGINIA ST  
PORT LAVACA TX 77979-2509

**Customer Number**  
100135284 / 037028186

**Terms**  
Sat - Fri Due in 7 days

**Remit To:**  
AMERISOURCEBERGEN  
PO Box 905223  
CHARLOTTE NC 28290-5223

**Summary**  
Not Yet Due: 0.00  
Current: 983.60  
Past Due: 0.00  
Total Due: 983.60  
Account Balance: 983.60

Account Activity

| Document Date | Due Date   | Reference Number | Purchase Order Number | Document Type | Original Amount | Last Receipt | Amount Received | Balance |
|---------------|------------|------------------|-----------------------|---------------|-----------------|--------------|-----------------|---------|
| 02-19-2024    | 03-01-2024 | 3165149660       | 7005715070            | Invoice       | 36.72           |              | 0.00            | 36.72   |
| 02-19-2024    | 03-01-2024 | 3165149661       | 7005725177            | Invoice       | 302.31          |              | 0.00            | 302.31  |
| 02-19-2024    | 03-01-2024 | 3165149662       | 7005725708            | Invoice       | 46.47           |              | 0.00            | 46.47   |
| 02-19-2024    | 03-01-2024 | 3165149663       | 7005737150            | Invoice       | 17.21           |              | 0.00            | 17.21   |
| 02-20-2024    | 03-01-2024 | 3165310978       | 7005743967            | Invoice       | 65.55           |              | 0.00            | 65.55   |
| 02-21-2024    | 03-01-2024 | 3165467905       | 7005752147            | Invoice       | 5.11            |              | 0.00            | 5.11    |
| 02-21-2024    | 03-01-2024 | 3165467906       | 7005752629            | Invoice       | 14.48           |              | 0.00            | 14.48   |
| 02-21-2024    | 03-01-2024 | 3165467907       | 7005752842            | Invoice       | 472.72          |              | 0.00            | 472.72  |
| 02-22-2024    | 03-01-2024 | 3165604284       | 7005762475            | Invoice       | 7.80            |              | 0.00            | 7.80    |
| 02-23-2024    | 03-01-2024 | 3165748260       | 7005771966            | Invoice       | 15.23           |              | 0.00            | 15.23   |

| Current | 1-15 Days | 16-30 Days | 31-60 Days | 61-90 Days | 91-120 Days | Over 120 Days |
|---------|-----------|------------|------------|------------|-------------|---------------|
| 983.60  | 0.00      | 0.00       | 0.00       | 0.00       | 0.00        | 0.00          |

**Thank You for Your Payment**

| Date       | Amount     |
|------------|------------|
| 02-23-2024 | (1,020.39) |

**Reminders**

| Due Date          | Amount        |
|-------------------|---------------|
| 03-01-2024        | 983.60        |
| <b>Total Due:</b> | <b>983.60</b> |

APPROVED ON  
FEB 26 2024  
BY COUNTY AUDITOR  
CALHOUN COUNTY, TEXAS

Andrew De Los Santos  
2/26/24

Balance Forward

90 Degree Benefits

### Monthly Billing for 1/1/2024

MEMORIAL MEDICAL CENTER (Mst Grp: 76350)  
815 N VIRGINIA STREET  
PORT LAVACA, TX 77979

Master Group Totals

|                  |     |             | Total Due   |
|------------------|-----|-------------|-------------|
| SPEC AGG         | 175 | \$55,507.51 | \$55,507.51 |
| ADMIN FEES       | 175 | \$7,525.00  | \$7,525.00  |
| PPO UR           | 175 | \$3,333.75  | \$3,333.75  |
| INSTALLATION FEE |     | \$3,000.00  | \$3,000.00  |
| CHIC FEE         |     | \$700.00    | \$700.00    |

|                  |   |             |
|------------------|---|-------------|
| Balance Forward: |   | \$0.00      |
| Payments:        | - | \$69,499.78 |
| Adjustments:     | + | \$0.00      |

|                          |   |                 |
|--------------------------|---|-----------------|
| Beginning Balance:       |   | (\$69,499.78)   |
| Current Amount Due:      | + | \$70,066.26     |
| Current Adjustments:     | + | \$0.00          |
| <b>Total Amount Due:</b> |   | <b>\$566.48</b> |

| Description | Medical |
|-------------|---------|
| EE          | 99      |
| ES          | 19      |
| EF          | 13      |
| EC          | 44      |
| Mst Total   | 175     |

Andrew D. Santos

Make Check Payable To: 90 Degree Benefits  
4401 82nd Street, Suite 1200  
Lubbock, TX 79424

Please pay premium as billed. Changes received after billing has processed will be reflected on the next months bill.  
Premium payment is due by the 10th of the month.



90 Degree Benefits

### Monthly Billing for 2/1/2024

MEMORIAL MEDICAL CENTER (Mst Grp: 76350)  
815 N VIRGINIA STREET  
PORT LAVACA, TX 77979

Master Group Totals

|            |     |             |           |             |
|------------|-----|-------------|-----------|-------------|
| SPEC AGG   | 180 | \$56,564.34 | Total Due | \$56,564.34 |
| ADMIN FEES | 180 | \$7,740.00  |           | \$7,740.00  |
| PPO UR     | 180 | \$3,429.00  |           | \$3,429.00  |
| CHIC FEE   |     | \$700.00    |           | \$700.00    |

|                  |   |          |
|------------------|---|----------|
| Balance Forward: |   | \$566.48 |
| Payments:        | - | \$0.00   |
| Adjustments:     | + | \$0.00   |

|                          |   |                      |
|--------------------------|---|----------------------|
| Beginning Balance:       |   | \$566.48             |
| Current Amount Due:      | + | \$68,433.34          |
| Current Adjustments:     | + | \$0.00               |
| <b>Total Amount Due:</b> |   | <b>\$68,999.82</b> ✓ |

*Andrew De Los Santos*  
2/26/24

|             |         |
|-------------|---------|
| Description | Medical |
| EE          | 104     |
| ES          | 18      |
| EF          | 13      |
| EC          | 45      |
| Mst Total   | 180     |

Make Check Payable To: 90 Degree Benefits  
4401 82nd Street, Suite 1200  
Lubbock, TX 79424

Please pay premium as billed. Changes received after billing has processed will be reflected on the next months bill.  
Premium payment is due by the 10th of the month.

**TOLL FEE PHONE NUMBER: 1-800-555-3453**

(EFTPS TUTORIAL SYSTEM: 1-800-572-8683)

|                          |  |      |  |
|--------------------------|--|------|--|
| <input type="checkbox"/> | "ENTER 9-DIGIT TAXPAYER IDENTIFICATION NUMBER"   | #### | ENTER:                                       |
| <input type="checkbox"/> | "ENTER YOUR 4-DIGIT PIN"   | ###  | <input type="text"/>                         |
| <input type="checkbox"/> | "MAKE A PAYMENT, PRESS 1"  |      | <input type="text" value="1"/>               |
| <input type="checkbox"/> | "ENTER THE TAX TYPE NUMBER FOLLOWED BY THE # SIGN"   | ★    | <input type="text" value="941"/> #           |
| <input type="checkbox"/> | "IF FEDERAL TAX DEPOSIT ENTER 1"   |      | <input type="text" value="1"/>               |
| <input type="checkbox"/> | "ENTER 2-DIGIT TAX FILING YEAR"  | ★    | <input type="text" value="23"/>              |
| <input type="checkbox"/> | "ENTER 2-DIGIT TAX FILING ENDING MONTH"<br>1ST QTR - 03 (MARCH) - Jan, Feb, Mar<br>2ND QTR - 06 (JUNE) - Apr, May, June<br>3RD QTR - 09 (SEPTEMBER) - July, Aug, Sept<br>4TH QTR - 12 (DECEMBER) - Oct, Nov, Dec | ★    | <input type="text" value="03"/>              |
| <input type="checkbox"/> | "ENTER AMOUNT OF TAX DEPOSIT - FOLLOWED BY # SIGN"<br>"1 TO CONFIRM"   | ★    | <input type="text" value="\$ 123,193.65"/> # |
|                          | "ENTER W/CENTS AMOUNT OF SOCIAL SECURITY"  | 0    | <input type="text" value="1"/>               |
|                          | "ENTER W/CENTS AMOUNT OF MEDICARE"   |      | <input type="text" value="\$ 64,138.58"/> #  |
|                          | "ENTER W/CENTS AMOUNT OF FEDERAL WITHHOLDING"  |      | <input type="text" value="\$ 15,000.16"/> #  |
|                          |  |      | <input type="text" value="\$ 44,054.91"/> #  |
| <input type="checkbox"/> | "6-DIGIT SETTLEMENT DATE"<br>"1 TO CONFIRM"  | ★    | <input type="text"/>                         |
| <input type="checkbox"/> | ACKNOWLEDGEMENT NUMBER   |      | <input type="text"/>                         |

|                        |                      |
|------------------------|----------------------|
| <b>CALLED IN BY:</b>   | <input type="text"/> |
| <b>CALLED IN DATE:</b> | <input type="text"/> |
| <b>CALLED IN TIME:</b> | <input type="text"/> |



941 REC/TAX DEPOSIT FOR MMC PAYROLL

REVISED 3/18/2014

\*\*ENTER VOID CKS AS NEGATIVE NUMBERS\*\*

|                          | 2/9/2024                | 2/22/2024               | 3/1/2024                | VOIDED CK (1)           | VOIDED CK (2)           | ADDITIONAL CK (1)       | ADDITIONAL CK (1)       | TOTALS                  |
|--------------------------|-------------------------|-------------------------|-------------------------|-------------------------|-------------------------|-------------------------|-------------------------|-------------------------|
| PAY PERIOD: BEGIN        |                         |                         |                         |                         |                         |                         |                         |                         |
| PAY PERIOD: END          |                         |                         |                         |                         |                         |                         |                         |                         |
| PAY DATE:                |                         |                         |                         |                         |                         |                         |                         |                         |
| GROSS PAY:               | \$                      | 556,757.89              |                         |                         |                         | \$                      | -                       | \$ 556,757.89           |
| <b>DEDUCTIONS:</b>       |                         |                         |                         |                         |                         |                         |                         |                         |
| A/R                      | \$                      | 184.55                  |                         |                         |                         |                         |                         | \$ 184.55               |
| ADVANC                   |                         |                         |                         |                         |                         |                         |                         | \$ -                    |
| BOOTS                    |                         |                         |                         |                         |                         |                         |                         | \$ -                    |
| MUTUAL CRITICAL ILLNESS  |                         |                         |                         |                         |                         |                         |                         | \$ -                    |
| MUTUAL ACCIDENT          |                         |                         |                         |                         |                         |                         |                         | \$ -                    |
| IRS TAX                  |                         |                         |                         |                         |                         |                         |                         | \$ -                    |
| MUTUAL SHORT TERM DIS    |                         |                         |                         |                         |                         |                         |                         | \$ -                    |
| MUTUAL VISION            | \$                      | 885.36                  |                         |                         |                         |                         |                         | \$ 885.36               |
| CAFÉ-D                   | \$                      | 1,269.06                |                         |                         |                         |                         |                         | \$ 1,269.06             |
| CAFÉ-H                   | \$                      | 31,041.27               |                         |                         |                         |                         |                         | \$ 31,041.27            |
|                          | \$                      | -                       |                         |                         |                         |                         |                         | \$ -                    |
|                          | \$                      | -                       |                         |                         |                         |                         |                         | \$ -                    |
| CAFÉ-P                   |                         |                         |                         |                         |                         |                         |                         | \$ -                    |
| CANCER                   |                         |                         |                         |                         |                         |                         |                         | \$ -                    |
| CHILD                    | \$                      | 570.69                  |                         |                         |                         |                         |                         | \$ 570.69               |
| CLINIC                   | \$                      | 25.00                   |                         |                         |                         |                         |                         | \$ 25.00                |
| COMBIN                   | \$                      | 250.86                  |                         |                         |                         |                         |                         | \$ 250.86               |
| CREDUN                   | \$                      | -                       |                         |                         |                         |                         |                         | \$ -                    |
| DENTAL                   | \$                      | -                       |                         |                         |                         |                         |                         | \$ -                    |
| DEP-LF                   |                         |                         |                         |                         |                         |                         |                         | \$ -                    |
| MUTUAL TERM LIFE         | \$                      | 1,360.58                |                         |                         |                         |                         |                         | \$ 1,360.58             |
| MUTUAL HOSP INDEM        | \$                      | 606.50                  |                         |                         |                         |                         |                         | \$ 606.50               |
| FED TAX                  | \$                      | 44,054.91               |                         |                         |                         |                         |                         | \$ 44,054.91            |
| FICA-M                   | \$                      | 7,500.08                |                         |                         |                         |                         |                         | \$ 7,500.08             |
| FICA-O                   | \$                      | 32,069.29               |                         |                         |                         |                         |                         | \$ 32,069.29            |
| FICA-M ADDITIONAL        |                         |                         |                         |                         |                         |                         |                         | \$ -                    |
| FIRST C                  |                         |                         |                         |                         |                         |                         |                         | \$ -                    |
| FLEX S                   | \$                      | 5,174.58                |                         |                         |                         |                         |                         | \$ 5,174.58             |
| FLX-FE                   | \$                      | -                       |                         |                         |                         |                         |                         | \$ -                    |
| GIFT S                   | \$                      | 22.73                   |                         |                         |                         |                         |                         | \$ 22.73                |
| MUTUAL CRITICAL ILLNESS  | \$                      | 1,091.08                |                         |                         |                         |                         |                         | \$ 1,091.08             |
| MUTUAL ACCIDENT          | \$                      | 760.39                  |                         |                         |                         |                         |                         | \$ 760.39               |
| MUTUAL SHORT TERM DIS    | \$                      | 2,006.61                |                         |                         |                         |                         |                         | \$ 2,006.61             |
| LEGAL                    | \$                      | 1,254.61                |                         |                         |                         |                         |                         | \$ 1,254.61             |
| OTHER                    | \$                      | 2,014.45                |                         |                         |                         |                         |                         | \$ 2,014.45             |
| NATIONAL FARM LIFE       | \$                      | 1,321.05                |                         |                         |                         |                         |                         | \$ 1,321.05             |
| MED SURCHARGE            | \$                      | 315.00                  |                         |                         |                         |                         |                         | \$ 315.00               |
| Blank                    |                         |                         |                         |                         |                         |                         |                         | \$ -                    |
| RELAY                    |                         |                         |                         |                         |                         |                         |                         | \$ -                    |
| REPAY                    |                         |                         |                         |                         |                         |                         |                         | \$ -                    |
| STONEDF                  | \$                      | 1,140.86                |                         |                         |                         |                         |                         | \$ 1,140.86             |
| STONE                    |                         |                         |                         |                         |                         |                         |                         | \$ -                    |
| STONE 2                  |                         |                         |                         |                         |                         |                         |                         | \$ -                    |
| STUDEN                   |                         |                         |                         |                         |                         |                         |                         | \$ -                    |
| TSA-R                    | \$                      | 38,017.89               |                         |                         |                         |                         |                         | \$ 38,017.89            |
| UW/HOS                   | \$                      | -                       |                         |                         |                         |                         |                         | \$ -                    |
| <b>TOTAL DEDUCTIONS:</b> | \$                      | 172,937.40              |                         | \$ -                    | \$ -                    | \$ -                    | \$ -                    | \$ 172,937.40           |
|                          | **SHOULD MATCH REPORT** | **SHOULD MATCH REPORT** | **SHOULD MATCH REPORT** | **SHOULD MATCH REPORT** | **SHOULD MATCH REPORT** | **SHOULD MATCH REPORT** | **SHOULD MATCH REPORT** | **SHOULD MATCH REPORT** |
| <b>NET PAY:</b>          | \$                      | 383,820.49              |                         | \$ -                    | \$ -                    | \$ -                    | \$ -                    | \$ 383,820.49           |
|                          | **SHOULD MATCH REPORT** | **SHOULD MATCH REPORT** | **SHOULD MATCH REPORT** | **SHOULD MATCH REPORT** | **SHOULD MATCH REPORT** | **SHOULD MATCH REPORT** | **SHOULD MATCH REPORT** | **SHOULD MATCH REPORT** |

TOTAL CAFÉ 125 PLAN: \$ 39,511.13 Less Exempt: Exempt Amt:

|                     | TAX RATE | **CALCULATED** | From MMC Report | Difference |
|---------------------|----------|----------------|-----------------|------------|
| FICA - MED (ER)     | 1.45%    | \$ 7,500.08    |                 |            |
| FICA - MED (EE)     | 1.45%    | \$ 7,500.08    | \$ 7,500.08     | \$ -       |
| FICA - SOC SEC (ER) | 6.20%    | \$ 32,069.30   |                 |            |
| FICA - SOC SEC (EE) | 6.20%    | \$ 32,069.30   | \$ 32,069.29    | \$ 0.01    |
| FED WITHHOLDING     |          | \$ 44,054.91   | \$ 44,054.91    |            |

Employees over FICA-SS Cap:  
Roshanda Thomas  
Michael Gaines  
Paycode S - Employee Reimb.:

TOTAL: \$ -

|                        |        |            |            |              |         |
|------------------------|--------|------------|------------|--------------|---------|
| TAX DEPOSIT:           | \$     | 123,193.67 | \$         | 123,193.65   |         |
| FICA - MEDICARE        | 2.90%  | \$         | 15,000.16  | \$15,000.16  |         |
| FICA - SOCIAL SECURITY | 12.40% | \$         | 64,138.60  | \$64,138.58  |         |
| FED WITHHOLDING        |        | \$         | 44,054.91  | \$44,054.91  |         |
| TOTAL TAX:             |        | \$         | 123,193.67 | \$123,193.65 | \$ 0.02 |

PREPARED BY: Andrie Flores  
PREPARED DATE: 2/26/2024

Run Date: 02/26/24  
Time: 09:14

MEMORIAL MEDICAL CENTER  
Payroll Register ( Bi-Weekly )  
Pay Period 02/09/24 - 02/22/24 Run# 1

Page 110  
P2REG

Final Summary

| Pay Code Summary |                       |         |    |    | Deductions Summary |    |    |           |        |          |
|------------------|-----------------------|---------|----|----|--------------------|----|----|-----------|--------|----------|
| PayCd            | Description           | Hrs     | OT | SH | WZ                 | HO | CB | Gross     | Code   | Amount   |
| 1                | REGULAR PAY-S1        | 9881.25 | N  | N  | N                  |    |    | 228446.08 | A/R    | 184.55   |
| 1                | REGULAR PAY-S1        | 1976.00 | N  | N  | N                  | N  |    | 97466.56  | ADVANC | AWARDS   |
| 1                | REGULAR PAY-S1        | .50     | N  | 3  | N                  | N  | N  | 19.46     | BOOTS  | CAFE H   |
| 1                | REGULAR PAY-S1        | 294.00  | Y  | N  | N                  |    |    | 9722.91   | CAFE-2 | CAFE-3   |
| 2                | REGULAR PAY-S2        | 2774.00 | N  | N  | N                  |    |    | 74607.47  | CAFE-5 | CAFE-C   |
| 2                | REGULAR PAY-S2        | 110.75  | Y  | N  | N                  |    |    | 4929.24   | CAFE-F | CAFE-H   |
| 3                | REGULAR PAY-S3        | 1632.50 | N  | N  | N                  |    |    | 57698.44  | CAFE-L | CAFE-P   |
| 3                | REGULAR PAY-S3        | 65.50   | Y  | N  | N                  |    |    | 3360.59   | CHILD  | 570.69   |
| 4                | CALL BACK PAY         | 31.25   | N  | 1  | N                  | N  | Y  | 1391.14   | CREDUN | DD ADV   |
| 4                | CALL BACK PAY         | 41.25   | N  | 2  | N                  | N  | Y  | 1758.87   | DEP-LF | DIS-LF   |
| 4                | CALL BACK PAY         | 6.00    | N  | 3  | N                  | N  | Y  | 267.81    | EATCSH | FEDTAX   |
| 4                | CALL BACK PAY         | .25     | Y  | 1  | N                  | N  | Y  | 20.98     | FICA-O | 32069.29 |
| 4                | CALL BACK PAY         | .75     | Y  | 2  | N                  | N  | Y  | 37.76     | FLX FE | FORT D   |
| C                | CALL PAY              | 31.00   | N  | N  | N                  | N  |    | 62.00     | GIFT S | 22.73    |
| C                | CALL PAY              | 2397.00 | N  | 1  | N                  | N  |    | 4794.00   | GTL    | HOSP-I   |
| D                | DOUBLE TIME           | 8.25    | N  | 2  | N                  | N  |    | 757.85    | ID TFT | IRSTAX   |
| D                | DOUBLE TIME           | 17.25   | N  | 3  | N                  | N  |    | 1614.89   | LEGAL  | 356.11   |
| E                | EXTRA WAGES           |         | N  | N  | N                  | N  |    | 19957.03  | METVIS | MISC     |
| E                | EXTRA WAGES           |         | N  | 1  | N                  | N  |    | 90.00     | MMCSHR | MOOACC   |
| E                | EXTRA WAGES           |         | N  | 1  | N                  | N  | N  | 1660.25   | MOOIND | 606.50   |
| F                | FUNERAL LEAVE         | 104.00  | N  | 1  | N                  | N  |    | 2826.16   | MOOVIS | 885.36   |
| I                | INSERVICE             | 35.75   | N  | 1  | N                  | N  |    | 1259.67   | PHI    | PHI***   |
| I                | INSERVICE             | 4.50    | Y  | 1  | N                  | N  |    | 203.65    | RELAY  | REPAY    |
| K                | EXTENDED-ILLNESS-BANK | 80.00   | N  | N  | N                  | N  |    | 2926.40   | SCRUBS | SIGNON   |
| K                | EXTENDED-ILLNESS-BANK | 401.00  | N  | 1  | N                  | N  |    | 12926.44  | STONDF | 1140.86  |
| P                | PAID-TIME-OFF         | 98.13   | N  | N  | N                  | N  |    | 1545.55   | STUDEN | SUNACC   |
| P                | PAID-TIME-OFF         | 944.00  | N  | 1  | N                  | N  |    | 24747.69  | SUNIND | SUNLIF   |
| X                | CALL PAY 2            | 80.00   | N  | 1  | N                  | N  |    | 160.00    | SUNVIS | SURCHG   |
| Z                | CALL PAY 3            | 48.00   | N  | 1  | N                  | N  |    | 144.00    | TSA-2  | TSA-C    |
| t                | PHONE & DATA          |         | N  | N  | N                  | N  |    | 1355.00   | TSA-R  | 38017.89 |

Grand Totals: 21062.88 ( Gross: 556757.89 Deductions: 172937.40 Net: 383820.49 )  
 Checks Count: - FT 210 PT 15 Other 39 Female 235 Male 28 Credit OverAmt 13 ZeroNet Term Total: 263

Pay date  
03-01-24

Andrew's Santos  
2/26/24



Run Date: 02/26/24  
Time: 09:45

MEMORIAL MEDICAL CENTER BI-WEEKLY  
\*\*\*\* Check Register \*\*\*\*  
Pay Period 02/09/24--02/22/24 Run: 1  
Type=NET 10000001 OPERATING - PROSPERITY

Page 1  
F2DISTP

| Num.  | Name                   | Amount  | CHECK NUM | DATE     |
|-------|------------------------|---------|-----------|----------|
| 05264 | SARA WHITE             | 1019.42 | 00063390  | 03/01/24 |
| 20148 | JENNIFER CUMPEAN       | 960.97  | 00063391  | 03/01/24 |
| 41062 | CHEYENNE NESSA         | 550.51  | 00063392  | 03/01/24 |
| 41897 | ROXANNA MUNOZ          | 770.51  | 00063393  | 03/01/24 |
| 76308 | CHRISTELLA ANN SENDEJO | 144.11  | 00063394  | 03/01/24 |
| 63846 | JUAN FLORES            | 1250.58 | 00063395  | 03/01/24 |
| 00041 | CARL LEE KING          | 908.07  | DD        | 03/01/24 |
| 00083 | SYLVIA A VARGAS        | 1059.31 | DD        | 03/01/24 |
| 00113 | JACLYN CARREON         | 1187.73 | DD        | 03/01/24 |
| 00132 | SANDRA A BRAUN         | 910.10  | DD        | 03/01/24 |
| 00192 | BRENDA D PENA          | 1950.69 | DD        | 03/01/24 |
| 00387 | BILLIE F DUCKWORTH     | 1684.98 | DD        | 03/01/24 |
| 00392 | MONICA T CARR          | 1078.96 | DD        | 03/01/24 |
| 00399 | LINDA J TIJERINA       | 2293.69 | DD        | 03/01/24 |
| 00401 | VELMA J PINA           | 2059.15 | DD        | 03/01/24 |
| 00417 | SHERRY L KING          | 2361.09 | DD        | 03/01/24 |
| 00423 | DONN V STRINGO         | 1914.78 | DD        | 03/01/24 |
| 00482 | PAM FIKAC              | 1563.04 | DD        | 03/01/24 |
| 00581 | CYNTHIA L RUSHING      | 1680.63 | DD        | 03/01/24 |
| 00681 | RILLA RENEE WOOD       | 1700.26 | DD        | 03/01/24 |
| 00692 | DEBORAH E WITTNEBERT   | 267.14  | DD        | 03/01/24 |
| 00697 | MARIA C FARIAS         | 1120.84 | DD        | 03/01/24 |
| 00707 | KIMBERLY RESENDEZ      | 1630.76 | DD        | 03/01/24 |
| 00895 | EMILIE DIANE WILKEY    | 678.81  | DD        | 03/01/24 |
| 01178 | PATRICIA LAUREN HERMES | 421.85  | DD        | 03/01/24 |
| 01191 | SHARON M SPARKS        | 496.32  | DD        | 03/01/24 |
| 01234 | JENISE N SVETLIK       | 2191.90 | DD        | 03/01/24 |
| 01241 | MANDY MACE             | 1860.22 | DD        | 03/01/24 |
| 01367 | MARILYN A SANDERS      | 1094.06 | DD        | 03/01/24 |
| 01451 | JENNIFER L ZISSA       | 403.87  | DD        | 03/01/24 |
| 01791 | RAUSHANAH J MONDAY     | 1682.13 | DD        | 03/01/24 |
| 02011 | ERIN R CLEVENGER       | 3851.68 | DD        | 03/01/24 |
| 02014 | AGAPITA C CANTU        | 330.51  | DD        | 03/01/24 |
| 02021 | ERIKA OSORNIA-SANCHEZ  | 2344.24 | DD        | 03/01/24 |
| 02022 | AMANDA J GRIGGS        | 2549.64 | DD        | 03/01/24 |
| 02064 | ANNA LAURA GARCIA      | 1675.12 | DD        | 03/01/24 |
| 02099 | TRACI M SHEFCIK        | 2890.83 | DD        | 03/01/24 |
| 02112 | LESLIE THOMAS          | 3005.81 | DD        | 03/01/24 |
| 02132 | JASMINE RUIZ           | 1949.20 | DD        | 03/01/24 |
| 02135 | NORMA ALLISON          | 839.37  | DD        | 03/01/24 |
| 02136 | TAMMY ESQUIVEL         | 226.82  | DD        | 03/01/24 |
| 02154 | JUSTINE STRELCOZYK     | 1534.98 | DD        | 03/01/24 |
| 02156 | AUBREY S HOLT          | 463.20  | DD        | 03/01/24 |
| 02162 | MIRIAM PALUKA          | 1758.29 | DD        | 03/01/24 |
| 02168 | JENSICA KNIGHT         | 2578.96 | DD        | 03/01/24 |
| 02193 | TIKI VENGLAR           | 1493.63 | DD        | 03/01/24 |
| 02201 | CORRINE VILLEGAS       | 2235.24 | DD        | 03/01/24 |
| 02271 | DAWN J BUBENIK         | 2209.11 | DD        | 03/01/24 |
| 02301 | NICOLAS TIJERINA       | 1227.10 | DD        | 03/01/24 |
| 02303 | CONNIE M PADIERNA      | 2395.84 | DD        | 03/01/24 |
| 02312 | HANNAH M GOOD          | 175.24  | DD        | 03/01/24 |
| 02315 | NINA M GREEN           | 2311.94 | DD        | 03/01/24 |
| 02322 | RICK OSORNIA           | 597.24  | DD        | 03/01/24 |

Run Date: 02/26/24  
Time: 09:45

MEMORIAL MEDICAL CENTER BI-WEEKLY  
\*\*\*\* Check Register \*\*\*\*  
Pay Period 02/09/24--02/22/24 Run: 1  
Type=NET 10000001 OPERATING - PROSPERITY

Page 2  
P2DISTP

| Num.  | Name                   | Amount  | CHECK NUM | DATE     |
|-------|------------------------|---------|-----------|----------|
| 02346 | JEANETTE L FALCON      | 735.81  | DD        | 03/01/24 |
| 02416 | JANELLE SCOTT          | 1939.67 | DD        | 03/01/24 |
| 02435 | SAMANTHA TANTON        | 677.72  | DD        | 03/01/24 |
| 02552 | VERONICA RAGUSIN       | 1866.58 | DD        | 03/01/24 |
| 02612 | MEGHAN ODELL           | 844.72  | DD        | 03/01/24 |
| 02620 | IVONNE AVILES          | 66.50   | DD        | 03/01/24 |
| 02622 | JESUSA MARIE BENAVIDES | 390.43  | DD        | 03/01/24 |
| 02678 | MELISSA NESLONEY       | 1475.61 | DD        | 03/01/24 |
| 02701 | RONDA GOHLKE           | 2477.15 | DD        | 03/01/24 |
| 02719 | DAWN M MCCLELLAND      | 2036.92 | DD        | 03/01/24 |
| 02720 | ELDA M LUERA           | 7554.83 | DD        | 03/01/24 |
| 02733 | ROBIN N PLEDGER        | 2395.95 | DD        | 03/01/24 |
| 02735 | ZANDRA A GARCIA        | 370.96  | DD        | 03/01/24 |
| 02794 | HEATHER L MUTCHLER     | 2026.01 | DD        | 03/01/24 |
| 02812 | BRITTANY N RUDDICK     | 2222.92 | DD        | 03/01/24 |
| 02907 | MARIA F LONGORIA       | 961.95  | DD        | 03/01/24 |
| 02927 | MICHAEL L GAINES       | 2798.36 | DD        | 03/01/24 |
| 02963 | DOROTHY J RENDON       | 537.88  | DD        | 03/01/24 |
| 02970 | DIANNE G ATKINSON      | 2192.93 | DD        | 03/01/24 |
| 03864 | JACQUELINE R HERRERA   | 1389.85 | DD        | 03/01/24 |
| 05003 | COURTNE D THURLKILL    | 2859.25 | DD        | 03/01/24 |
| 05006 | REGINA A MARTINEZ      | 2525.66 | DD        | 03/01/24 |
| 05007 | JAMIE K NEYLAND        | 3354.19 | DD        | 03/01/24 |
| 05345 | ERICA NGUYEN           | 598.82  | DD        | 03/01/24 |
| 05641 | AMANDA R KEY           | 1986.52 | DD        | 03/01/24 |
| 07123 | CYNTHIA GUERRA         | 1600.27 | DD        | 03/01/24 |
| 07147 | CHAD A VORCE           | 2438.27 | DD        | 03/01/24 |
| 07878 | DIANA C SAUCEDA        | 1159.70 | DD        | 03/01/24 |
| 11197 | CATHERINE A SAENZ      | 2666.13 | DD        | 03/01/24 |
| 11412 | COURTNEY L MORKOVSKY   | 1103.89 | DD        | 03/01/24 |
| 12011 | KIMBERLY J REYNA       | 463.76  | DD        | 03/01/24 |
| 12115 | LISA J HINOJOSA        | 952.53  | DD        | 03/01/24 |
| 12129 | MICHAEL HERMES         | 1727.35 | DD        | 03/01/24 |
| 12609 | RAELIN R LUNA          | 568.34  | DD        | 03/01/24 |
| 15097 | KYLE L DANIEL          | 3503.15 | DD        | 03/01/24 |
| 15131 | SAVANNAH HARLEY        | 1828.41 | DD        | 03/01/24 |
| 15139 | KRISTEN NICOLE BALLARD | 2152.64 | DD        | 03/01/24 |
| 15163 | KELSEY HEINOLD         | 3312.52 | DD        | 03/01/24 |
| 15171 | JESSICA BARRON         | 418.42  | DD        | 03/01/24 |
| 15236 | YESSSENIA L GRANADOS   | 907.33  | DD        | 03/01/24 |
| 15286 | DAWN M WAREK           | 2132.64 | DD        | 03/01/24 |
| 15909 | JULIE NGUYEN           | 2727.90 | DD        | 03/01/24 |
| 15915 | BRIANNE J KEY          | 2071.56 | DD        | 03/01/24 |
| 20012 | ALEXIS LOREDO          | 114.29  | DD        | 03/01/24 |
| 20144 | SOPHIE M PECENA        | 721.79  | DD        | 03/01/24 |
| 20156 | ERIN ASHLEY WISDOM     | 1645.99 | DD        | 03/01/24 |
| 20168 | JOSHUA PEPPERS         | 1350.81 | DD        | 03/01/24 |
| 20184 | MELISSA ZAMORANO       | 620.19  | DD        | 03/01/24 |
| 20206 | KELLI B GOFF           | 1701.79 | DD        | 03/01/24 |
| 20207 | SHAWNA G HARTL         | 2758.07 | DD        | 03/01/24 |
| 20243 | MELANIE CORTEZ         | 2509.39 | DD        | 03/01/24 |
| 20272 | ANGELA YEAGER          | 2617.78 | DD        | 03/01/24 |
| 20294 | JESSICA D WALTHER      | 930.19  | DD        | 03/01/24 |
| 20324 | PATRICIA STRIBLEY      | 2714.32 | DD        | 03/01/24 |



Run Date: 02/26/24  
Time: 09:45

MEMORIAL MEDICAL CENTER BI-WEEKLY  
\*\*\*\* Check Register \*\*\*\*  
Pay Period 02/09/24--02/22/24 Run: 1  
Type=NET 10000001 OPERATING - PROSPERITY

Page 3  
P2DISTP

| Num.  | Name                   | Amount  | CHECK NUM | DATE     |
|-------|------------------------|---------|-----------|----------|
| 20343 | SAVANNAH N SOCARRAS    | 775.34  | DD        | 03/01/24 |
| 20484 | BRIANNA S PASSMORE     | 770.19  | DD        | 03/01/24 |
| 20759 | JAMIE SADLER           | 947.38  | DD        | 03/01/24 |
| 20788 | JAYLIN RAMIREZ         | 630.48  | DD        | 03/01/24 |
| 20797 | BETHANN M DIGGS        | 2023.22 | DD        | 03/01/24 |
| 20857 | JOSHUA LOPEZ           | 802.77  | DD        | 03/01/24 |
| 20977 | CHERYL L TESCH         | 1630.56 | DD        | 03/01/24 |
| 20980 | SAVANA LENTO           | 865.01  | DD        | 03/01/24 |
| 21450 | DIANA E LEAL           | 1535.35 | DD        | 03/01/24 |
| 21629 | JACOBY R CRAWFORD      | 1596.50 | DD        | 03/01/24 |
| 22493 | BRITTANY E NAVARRO     | 1823.82 | DD        | 03/01/24 |
| 25022 | AMBER L LOYA           | 590.89  | DD        | 03/01/24 |
| 28034 | KRISTINA A BUENGER     | 585.81  | DD        | 03/01/24 |
| 28120 | JESSICA V SELVERA      | 810.70  | DD        | 03/01/24 |
| 29199 | KELLY A SCHOTT         | 1851.31 | DD        | 03/01/24 |
| 31035 | STACIE L EPLEY         | 1721.64 | DD        | 03/01/24 |
| 31054 | LORA L LAMBDEN         | 933.22  | DD        | 03/01/24 |
| 31099 | ARACELY Z GARCIA       | 1104.52 | DD        | 03/01/24 |
| 31219 | LAUREN PHILLIPS        | 1494.29 | DD        | 03/01/24 |
| 31241 | MONICA SALAZAR         | 206.86  | DD        | 03/01/24 |
| 31251 | CYNTHIA L BIAS         | 1953.35 | DD        | 03/01/24 |
| 31313 | KATHERINE LYNN JIMENEZ | 1957.43 | DD        | 03/01/24 |
| 31319 | STACY L FARMER         | 1757.18 | DD        | 03/01/24 |
| 31463 | EDWARD E MATULA        | 2513.49 | DD        | 03/01/24 |
| 31508 | RACHEL A HEFFNER       | 2081.80 | DD        | 03/01/24 |
| 31821 | KAYLA M ALVAREZ        | 1812.36 | DD        | 03/01/24 |
| 38118 | KRYSTELLA P KISIAH     | 999.88  | DD        | 03/01/24 |
| 38188 | MADELINE ANDERSON      | 1823.43 | DD        | 03/01/24 |
| 38428 | JULIAN HEYSQUIERDO     | 1015.52 | DD        | 03/01/24 |
| 41112 | ANASTASIA L PEREZ      | 742.20  | DD        | 03/01/24 |
| 41171 | TOMMIE M TREVINO       | 631.18  | DD        | 03/01/24 |
| 41219 | GUADALUPE OLANDEZ      | 888.48  | DD        | 03/01/24 |
| 41225 | LESLIE A CRAIGEN       | 1147.40 | DD        | 03/01/24 |
| 41236 | PAMELA K VANNOY        | 1600.27 | DD        | 03/01/24 |
| 41251 | SARA YBARBO            | 707.63  | DD        | 03/01/24 |
| 41261 | BERNICE AGUILAR        | 872.23  | DD        | 03/01/24 |
| 41269 | BERENICE LUGO          | 702.43  | DD        | 03/01/24 |
| 41274 | KAREN GANN             | 1119.49 | DD        | 03/01/24 |
| 41279 | PAMELA R HARMON        | 914.77  | DD        | 03/01/24 |
| 41347 | ADRIANNA D STRAKOS     | 679.10  | DD        | 03/01/24 |
| 41418 | ANGEL M CASSEL         | 977.45  | DD        | 03/01/24 |
| 41426 | TASHA NORMAN           | 3605.48 | DD        | 03/01/24 |
| 41506 | JOSEFAT LUGO TORRES    | 718.44  | DD        | 03/01/24 |
| 41546 | SHANMEI MARTINEZ       | 3216.57 | DD        | 03/01/24 |
| 41612 | SONJA A GUAJARDO       | 1008.19 | DD        | 03/01/24 |
| 41617 | JACQUELINE M MARTINEZ  | 895.02  | DD        | 03/01/24 |
| 41705 | KELSEY R TAYLOR        | 1063.04 | DD        | 03/01/24 |
| 41896 | RENAE MICHELLE EMERY   | 699.19  | DD        | 03/01/24 |
| 41901 | JUANITA R MILLER       | 1089.76 | DD        | 03/01/24 |
| 41953 | KAYLENN TREVINO        | 519.15  | DD        | 03/01/24 |
| 42106 | CHRISTY SILVAS         | 963.56  | DD        | 03/01/24 |
| 42112 | SOCORRO C GONZALES     | 984.72  | DD        | 03/01/24 |
| 42122 | LEI ANA CHAVANA        | 1733.85 | DD        | 03/01/24 |
| 42125 | MARIA LUCY CALZADA     | 859.69  | DD        | 03/01/24 |

Run Date: 02/26/24  
Time: 09:45

MEMORIAL MEDICAL CENTER BI-WEEKLY  
\*\*\*\* Check Register \*\*\*\*  
Pay Period 02/09/24--02/22/24 Run: 1  
Type=NET 10000001 OPERATING - PROSPERITY

Page 4  
P2DISTP

| Num.  | Name                     | Amount   | CHECK NUM | DATE     |
|-------|--------------------------|----------|-----------|----------|
| 42304 | MIMI T NGUYEN            | 2177.36  | DD        | 03/01/24 |
| 42536 | MARIAH A SOCARRAS        | 647.06   | DD        | 03/01/24 |
| 42820 | MARIA D CHAVEZ           | 949.14   | DD        | 03/01/24 |
| 42842 | SHANNA S O DONNELL       | 11178.03 | DD        | 03/01/24 |
| 48680 | JESSICA BUSH             | 36.28    | DD        | 03/01/24 |
| 50148 | PENNY GOULDEN            | 3404.38  | DD        | 03/01/24 |
| 50161 | BRITTNEY MICHELLE ZAMORA | 320.21   | DD        | 03/01/24 |
| 50282 | JACOB W HAMILTON         | 2530.40  | DD        | 03/01/24 |
| 50310 | JASMINE GRIGSBY          | 870.03   | DD        | 03/01/24 |
| 50546 | MELANIE K SAMAYCA        | 2048.76  | DD        | 03/01/24 |
| 50573 | DEANA R DAVIS            | 1895.09  | DD        | 03/01/24 |
| 50596 | BETTY S DAVIS            | 2023.41  | DD        | 03/01/24 |
| 50719 | DEBRA K MUSTERED         | 2243.27  | DD        | 03/01/24 |
| 50928 | ADINA GERDES             | 767.51   | DD        | 03/01/24 |
| 53541 | JACLYN B HARTL           | 1531.61  | DD        | 03/01/24 |
| 54024 | MONICA A ESCALANTE       | 1260.15  | DD        | 03/01/24 |
| 55025 | LEA C RESENDEZ           | 1372.27  | DD        | 03/01/24 |
| 55026 | IRENE B PEREZ            | 830.31   | DD        | 03/01/24 |
| 55127 | APRIL N KUBALA           | 154.76   | DD        | 03/01/24 |
| 55234 | ELOIZA SOTO              | 728.17   | DD        | 03/01/24 |
| 55371 | BLANCA HERNANDEZ         | 410.48   | DD        | 03/01/24 |
| 55382 | SHANNON JACILDO          | 605.70   | DD        | 03/01/24 |
| 55658 | LAJUAN WILKE             | 800.71   | DD        | 03/01/24 |
| 58115 | BECKY MARIE SEE          | 855.80   | DD        | 03/01/24 |
| 58510 | RITA L POLENSKY          | 617.29   | DD        | 03/01/24 |
| 60112 | ROBERT A RODRIQUEZ       | 2030.74  | DD        | 03/01/24 |
| 60131 | NORA OVALLE              | 564.42   | DD        | 03/01/24 |
| 60145 | REGINA ZAMORA            | 1431.17  | DD        | 03/01/24 |
| 60156 | DANIELLE M KALISEK       | 1126.62  | DD        | 03/01/24 |
| 60165 | TERESA A BENITEZ         | 1900.60  | DD        | 03/01/24 |
| 60262 | IRA R SHARP              | 819.42   | DD        | 03/01/24 |
| 60589 | JASON J LOYA             | 1078.36  | DD        | 03/01/24 |
| 60616 | DOROTHY A LONGORIA       | 733.93   | DD        | 03/01/24 |
| 62322 | ALAN KNIGHT              | 1709.75  | DD        | 03/01/24 |
| 63193 | MICHAEL SOCARRAS         | 870.80   | DD        | 03/01/24 |
| 63458 | VIRGINIA C BERNARDINO    | 924.03   | DD        | 03/01/24 |
| 65100 | FELICITA BONUZ           | 634.44   | DD        | 03/01/24 |
| 65125 | MARTHA CUMPEAN           | 836.12   | DD        | 03/01/24 |
| 65127 | VERONICA ORTIZ           | 755.81   | DD        | 03/01/24 |
| 65136 | TINA KORANEK             | 995.57   | DD        | 03/01/24 |
| 65148 | MARTA INIGUEZ            | 827.60   | DD        | 03/01/24 |
| 65151 | ELIA OLACHIA             | 1035.21  | DD        | 03/01/24 |
| 65189 | ELVIRA SANCHEZ           | 677.95   | DD        | 03/01/24 |
| 65205 | JUANA SANTILLAN          | 892.26   | DD        | 03/01/24 |
| 65213 | LEE SIMERLY              | 1250.88  | DD        | 03/01/24 |
| 65247 | DIANA CASTILLO           | 408.19   | DD        | 03/01/24 |
| 65269 | NATALIE BAREFIELD        | 966.59   | DD        | 03/01/24 |
| 65315 | ELVA RODRIGUEZ           | 819.36   | DD        | 03/01/24 |
| 65393 | RAMONA A PEREZ           | 1300.81  | DD        | 03/01/24 |
| 65453 | AMALIA L FLORES          | 1464.64  | DD        | 03/01/24 |
| 65463 | MARIA I VELOZ            | 786.23   | DD        | 03/01/24 |
| 65486 | ROSA RODRIGUEZ           | 605.81   | DD        | 03/01/24 |
| 65513 | MARIA MORALES            | 1000.02  | DD        | 03/01/24 |
| 65705 | DOMITILA HERRERA         | 1013.05  | DD        | 03/01/24 |



Run Date: 02/26/24  
Time: 09:45

MEMORIAL MEDICAL CENTER BI-WEEKLY  
\*\*\*\* Check Register \*\*\*\*  
Pay Period 02/09/24--02/22/24 Run: 1  
Type=NET 1000001 OPERATING - PROSPERITY

Page 5  
P2DISTP

| Num.  | Name                   | Amount  | CHECK NUM | DATE     |
|-------|------------------------|---------|-----------|----------|
| 65715 | MARIA R GOMEZ          | 960.66  | DD        | 03/01/24 |
| 65745 | MARIA LUISA RODRIGUEZ  | 1286.12 | DD        | 03/01/24 |
| 65865 | MARIA F LEDEZMA        | 809.64  | DD        | 03/01/24 |
| 68368 | DOMITILA GARCIA        | 104.13  | DD        | 03/01/24 |
| 68568 | CHRISTOPHER RUTHERFORD | 1087.31 | DD        | 03/01/24 |
| 68792 | NAZARIO DIAZ HERNANDEZ | 2073.84 | DD        | 03/01/24 |
| 70119 | SARA N BLEDSOE         | 3445.28 | DD        | 03/01/24 |
| 73749 | GLORIA N REID          | 2481.00 | DD        | 03/01/24 |
| 74159 | CAROL VILLARREAL       | 1308.31 | DD        | 03/01/24 |
| 75190 | RIKA MILLER            | 1878.23 | DD        | 03/01/24 |
| 76076 | ALEXANDRIA Y KNISLEY   | 467.29  | DD        | 03/01/24 |
| 76115 | JENNIFER R CARLOCK     | 626.24  | DD        | 03/01/24 |
| 76120 | RACHEL CAMALES         | 1219.97 | DD        | 03/01/24 |
| 76138 | KAREN D GARCIA         | 718.39  | DD        | 03/01/24 |
| 76210 | ZOE VILLARREAL         | 484.78  | DD        | 03/01/24 |
| 76300 | AIDA JIMENEZ           | 911.30  | DD        | 03/01/24 |
| 76313 | PAMELA L BARTON        | 825.34  | DD        | 03/01/24 |
| 76403 | KATRINA A POKLUDA      | 1229.64 | DD        | 03/01/24 |
| 76647 | CHERYL A SEE           | 970.93  | DD        | 03/01/24 |
| 76706 | GREGORY E MORALES      | 720.76  | DD        | 03/01/24 |
| 76854 | MARY PATTERSON         | 949.72  | DD        | 03/01/24 |
| 76985 | VANESSA TRISTAN        | 450.21  | DD        | 03/01/24 |
| 77646 | FAREN A GONZALES       | 1009.60 | DD        | 03/01/24 |
| 78020 | MISTY R PASSMORE       | 1573.82 | DD        | 03/01/24 |
| 78058 | KYANN J POWER          | 510.32  | DD        | 03/01/24 |
| 78072 | DONNA M RAWLINGS       | 1290.79 | DD        | 03/01/24 |
| 78128 | ALEXA QUINTANILLA      | 854.41  | DD        | 03/01/24 |
| 78287 | MARISSA D ALMANZAR     | 2218.89 | DD        | 03/01/24 |
| 78336 | JESSICA L GLOVER       | 1531.33 | DD        | 03/01/24 |
| 78566 | MELISSA K GEE          | 564.31  | DD        | 03/01/24 |
| 78764 | ASHLEY D HADLEY        | 2194.88 | DD        | 03/01/24 |
| 78781 | KRISTEN R MACHICEK     | 2244.65 | DD        | 03/01/24 |
| 78787 | FARAH I JANAK          | 2685.12 | DD        | 03/01/24 |
| 78897 | DAYLE J ROBINSON       | 643.89  | DD        | 03/01/24 |
| 80008 | ADAM D BESIO           | 2409.76 | DD        | 03/01/24 |
| 80141 | JEANNIE ORTA           | 1667.57 | DD        | 03/01/24 |
| 80928 | BRYAN HOBGOOD          | 1853.92 | DD        | 03/01/24 |
| 82227 | CAITLIN A CLEVINGER    | 1217.63 | DD        | 03/01/24 |
| 86482 | MEGAN M HARPER         | 783.61  | DD        | 03/01/24 |
| 86576 | ELSA HERRERA           | 753.48  | DD        | 03/01/24 |
| 88125 | LISA M TREVINO         | 1151.98 | DD        | 03/01/24 |
| 88148 | MICHELLE CUMBERLAND    | 2046.60 | DD        | 03/01/24 |
| 88321 | ANDREW DE LOS SANTOS   | 2636.82 | DD        | 03/01/24 |
| 88435 | JOE GARCIA             | 1646.54 | DD        | 03/01/24 |
| 90320 | ROSHANDA S THOMAS      | 5830.62 | DD        | 03/01/24 |
| 90929 | STEVE BROCK            | 4835.83 | DD        | 03/01/24 |
| 93231 | ANDRIE M FLORES        | 1853.43 | DD        | 03/01/24 |
| 93241 | SARIAH N RUBIO         | 1254.13 | DD        | 03/01/24 |
| 98756 | ADRIANNA M GALVAN      | 1628.31 | DD        | 03/01/24 |

383820.49

| Start Date | Benefit                | EE Per Pay Cost | ER Per Pay Cost |
|------------|------------------------|-----------------|-----------------|
| 1/1/2024   | Health Savings Account | \$0.00          | \$25.00         |
| 1/1/2024   | Health Savings Account | \$100.00        | \$25.00         |
| 1/1/2024   | Health Savings Account | \$147.91        | \$25.00         |
| 1/1/2024   | Health Savings Account | \$41.67         | \$25.00         |
| 1/1/2024   | Health Savings Account | \$60.00         | \$25.00         |
| 1/1/2024   | Health Savings Account | \$10.00         | \$25.00         |
| 1/1/2024   | Health Savings Account | \$0.00          | \$25.00         |
| 1/1/2024   | Health Savings Account | \$0.00          | \$25.00         |
| 1/1/2024   | Health Savings Account | \$0.00          | \$25.00         |
| 1/1/2024   | Health Savings Account | \$25.00         | \$25.00         |
| 1/1/2024   | Health Savings Account | \$0.00          | \$25.00         |
| 1/1/2024   | Health Savings Account | \$0.00          | \$25.00         |
| 2/1/2024   | Health Savings Account | \$25.00         | \$25.00         |
| 1/1/2024   | Health Savings Account | \$0.00          | \$25.00         |
| 2/1/2024   | Health Savings Account | \$163.25        | \$25.00         |
| 1/1/2024   | Health Savings Account | \$50.00         | \$25.00         |
| 2/1/2024   | Health Savings Account | \$0.00          | \$25.00         |
| 1/1/2024   | Health Savings Account | \$100.00        | \$25.00         |
| 1/1/2024   | Health Savings Account | \$0.00          | \$25.00         |
| 1/1/2024   | Health Savings Account | \$0.00          | \$25.00         |
| 3/1/2024   | Health Savings Account | \$0.00          | \$25.00         |
| 1/1/2024   | Health Savings Account | \$25.00         | \$25.00         |
| 1/1/2024   | Health Savings Account | \$0.00          | \$25.00         |
| 1/1/2024   | Health Savings Account | \$20.00         | \$25.00         |
| 2/1/2024   | Health Savings Account | \$0.00          | \$25.00         |
|            |                        | \$767.83        | \$625.00        |
|            | Total Contributions:   | \$1,392.83      |                 |



**MEMORIAL MEDICAL CENTER  
PROSPERITY BANK  
ELECTRONIC TRANSFERS FOR OPERATING ACCOUNT --- Feb 12, 2024 - Feb 25, 2024**

| Date      | Bank Description                              |
|-----------|---|
| 2/23/2024 | PAY PLUS ACHTrans 000000015527131 1010006930  |
| 2/23/2024 | AMERISOURCE BERG PAYMENTS 0100007768 2100002  |
| 2/22/2024 | PAY PLUS ACHTrans 000000015419934 1010006920  |
| 2/21/2024 | PAY PLUS ACHTrans 000000015229074 1010006907  |
| 2/20/2024 | WIRE OUT CBNA INCOMING SETTLEMENT ACCOUNT     |
| 2/20/2024 | WEBFILE TAX PYMT DD 902/74801734 21000026603  |
| 2/20/2024 | PAY PLUS ACHTrans 000000015186649 1010006989  |
| 2/20/2024 | MCKESSON DRUG AUTO ACH ACH05876175 910000138  |
| 2/20/2024 | IRS USATAXPYMT 270445174354257 6103601001296  |
| 2/16/2024 | PAY PLUS ACHTrans 000000014980851 1010006979  |
| 2/16/2024 | HEALTH EQUITY INC HealthEqui 1356888 91000013 |
| 2/16/2024 | EXPERTPAY EXPERTPAY 746003411 91000014997949  |
| 2/16/2024 | AMERISOURCE BERG PAYMENTS 0100007768 2100002  |
| 2/16/2024 | MEMORIAL MEDICAL PAYROLL 746003411 113122650  |
| 2/15/2024 | WIRE OUT CAPTIVE INSURANCE                    |
| 2/15/2024 | PAY PLUS ACHTrans 000000014891509 1010006968  |
| 2/15/2024 | TEXAS COUNTY DRG RECEIVABLE 0419 21000021777  |
| 2/15/2024 | FDMS FDMS PYMT 052-1737276-000 4100012282447  |
| 2/15/2024 | FDMS FDMS PYMT 052-1743548-000 4100012279215  |
| 2/15/2024 | FDMS FDMS PYMT 052-2100911-000 4100012280046  |
| 2/15/2024 | FDMS FDMS PYMT 052-1743547-000 4100012282907  |
| 2/14/2024 | PAY PLUS ACHTrans 000000014755508 1010006955  |
| 2/13/2024 | PAY PLUS ACHTrans 000000014731970 1010006944  |
| 2/13/2024 | MCKESSON DRUG AUTO ACH ACH05870063 910000128  |
| 2/13/2024 | HPHG LLC MemMedCtrP MemMedCtr PtLav 11312265  |
| 2/12/2024 | PAY PLUS ACHTrans 000000014582503 1010006933  |
| 2/12/2024 | TSYS/TRANSFIRST MERCH FEES 39300982541616 61  |
| 2/12/2024 | TSYS/TRANSFIRST MERCH FEES 39300982589946 61  |
| 2/12/2024 | TSYS/TRANSFIRST MERCH FEES 41399801332419 61  |
| 2/12/2024 | TSYS/TRANSFIRST MERCH FEES 41399801391837 61  |
| 2/12/2024 | TSYS/TRANSFIRST MERCH FEES 41399801368397 61  |
| 2/12/2024 | TSYS/TRANSFIRST MERCH FEES 41399801332401 61  |
| 2/12/2024 | TSYS/TRANSFIRST MERCH FEES 41399801332393 61  |
| 2/12/2024 | TSYS/TRANSFIRST MERCH FEES 41399801332385 61  |

| MMC Notes                         |
|-----------------------------------|
| - 3rd Party Payor Fee             |
| - 340B Drug Program Expense       |
| - 3rd Party Payor Fee             |
| - 3rd Party Payor Fee             |
| - Citibank Corporate Card Payment |
| - Sales Tax                       |
| - 3rd Party Payor Fee             |
| - 340B Drug Program Expense       |
| - Payroll Taxes                   |
| - 3rd Party Payor Fee             |
| - EmpDeduct/Employer Contribut    |
| - Child Support Payment           |
| - 340B Drug Program Expense       |
| - Payroll                         |
| - Health Insurance                |
| - 3rd Party Payor Fee             |
| - Retirement Funding              |
| - Credit Card Processing Fee      |
| - Credit Card Processing Fee      |
| - Credit Card Processing Fee      |
| - Credit Card Processing Fee      |
| - 3rd Party Payor Fee             |
| - 3rd Party Payor Fee             |
| - 340B Drug Program Expense       |
| - Health Insurance                |
| - 3rd Party Payor Fee             |
| - Credit Card Processing Fee      |
| - Credit Card Processing Fee      |
| - Credit Card Processing Fee      |
| - Credit Card Processing Fee      |
| - Credit Card Processing Fee      |
| - Credit Card Processing Fee      |
| - Credit Card Processing Fee      |
| - Credit Card Processing Fee      |
| - Credit Card Processing Fee      |

| Amount     | CPSI "Hand / Check" |
|------------|---------------------|
| 29.23      |                     |
| 1,020.39   |                     |
| 3.30       |                     |
| 65.06      |                     |
| 2,385.38   |                     |
| 1,875.13   |                     |
| 4.02       |                     |
| 170.43     |                     |
| 115,981.52 |                     |
| 163.85     |                     |
| 1,367.83   |                     |
| 570.09     |                     |
| 601.87     |                     |
| 370,399.87 |                     |
| 60,284.00  |                     |
| 17.64      |                     |
| 186,021.61 |                     |
| 120.09     |                     |
| 80.06      |                     |
| 45.64      |                     |
| 40.03      |                     |
| 0.40       |                     |
| 54.05      |                     |
| 5,635.35   |                     |
| 69,499.78  |                     |
| 5.02       |                     |
| 715.20     |                     |
| 129.00     |                     |
| 522.09     |                     |
| 58.60      |                     |
| 277.13     |                     |
| 1,607.97   |                     |
| 1,955.99   |                     |
| 249.65     |                     |
| 821,958.87 |                     |

|            |   |              |
|------------|---|--------------|
| 29.23      | + |              |
| 3.30       | + |              |
| 65.06      | + |              |
| 4.02       | + | PAY PLUS     |
| 163.85     | + |              |
| 17.64      | + |              |
| 0.40       | + |              |
| 54.05      | + |              |
| 5.02       | + |              |
| 342.57     | * |              |
| 120.09     | - | 342.57 +     |
| 80.06      | + | 5,801.45 +   |
| 45.64      | + | 570.69 +     |
| 40.03      | + | 6,714.71 *   |
| 0.40       | - |              |
| 54.05      | + |              |
| 5,635.35   | + |              |
| 69,499.78  | + |              |
| 5.02       | + |              |
| 715.20     | + |              |
| 129.00     | + | 821,958.87 + |
| 522.09     | + | 1,020.39 -   |
| 58.60      | + | 2,386.38 -   |
| 277.13     | + | 1,875.13 -   |
| 1,607.97   | + | 170.43 -     |
| 1,955.99   | + | 115,981.52 - |
| 249.65     | + | 1,367.83 -   |
| 5,801.45   | + | 601.87 -     |
| 570.69     | + | 370,399.87 - |
| 60,284.00  | + | 60,284.00 -  |
| 186,021.61 | + | 186,021.61 - |
| 5,635.35   | + | 5,635.35 -   |
| 69,499.78  | + | 69,499.78 -  |
| 6,714.71   | * | 6,714.71 *   |

*Andrew De Los Santos*  
ANDREW DE LOS SANTOS  
Memorial Medical Center

February 26, 2024

**PROSPERITY BANK  
ELECTRONIC TRANSFERS FOR OPERATING ACCOUNT - ESTIMATED ACH**

\* Approved 02-14-24 CC  
\* To be approved 02-28-24 CC  
\* Approved 02-07-24 CC

| Date | Description | MMC Notes | Amount |
|------|-------------|-----------|--------|
|      |             |           | 0.00   |

*Andrew De Los Santos*  
ANDREW DE LOS SANTOS  
Memorial Medical Center

February 26, 2024

**APPROVED ON  
FEB 26 2024**

**BY COUNTY AUDITOR  
CALHOUN COUNTY, TEXAS**

RECEIVED BY THE COUNTY AUDITOR ON

02/22/2024

13:11

FEB 22 2024

MEMORIAL MEDICAL CENTER

AP Open Invoice List

Dates Through:

0  
ap\_open\_invoice.template

Vendor# Vendor Name

Class Pay Code

11816 ASHFORD GARDENS

| Invoice# | Comment         | Tran Dt   | Inv Dt    | Due Dt    | Check Dt | Pay | Gross     | Discount | No-Pay | Net         |
|----------|-----------------|-----------|-----------|-----------|----------|-----|-----------|----------|--------|-------------|
| 021424   |                 | 02/16/202 | 02/14/202 | 03/20/202 |          |     | 5,175.89  | 0.00     | 0.00   | 5,175.89 ✓  |
|          | UHC Y6 ADJ 1    |           |           |           |          |     |           |          |        |             |
| 022024   |                 | 02/21/202 | 02/20/202 | 03/20/202 |          |     | 78,852.39 | 0.00     | 0.00   | 78,852.39 ✓ |
|          | UHC QIPP DEC Q1 |           |           |           |          |     |           |          |        |             |

| Vendor Totals: Number | Name            | Gross     | Discount | No-Pay | Net       |
|-----------------------|-----------------|-----------|----------|--------|-----------|
| 11816                 | ASHFORD GARDENS | 84,028.28 | 0.00     | 0.00   | 84,028.28 |

Report Summary

| Grand Totals: | Gross     | Discount | No-Pay | Net       |
|---------------|-----------|----------|--------|-----------|
|               | 84,028.28 | 0.00     | 0.00   | 84,028.28 |

APPROVED ON

FEB 22 2024

BY COUNTY AUDITOR  
CALHOUN COUNTY, TEXAS

CK# 203146



RECEIVED BY THE COUNTY AUDITOR ON 02/22/2024 13:17

MEMORIAL MEDICAL CENTER

AP Open Invoice List

0

ap\_open\_invoice.template

FEB 22 2024

Dates Through:

Vendor# Vendor Name

Class Pay Code

11828 SOLERA WEST HOUSTON

CALHOUN COUNTY, TEXAS

| Invoice#                   | Comment         | Tran Dt   | Inv Dt    | Due Dt    | Check Dt | Pay | Gross     | Discount | No-Pay | Net         |
|----------------------------|-----------------|-----------|-----------|-----------|----------|-----|-----------|----------|--------|-------------|
| 021424                     |                 | 02/16/202 | 02/14/202 | 03/24/202 |          |     | 1,780.27  | 0.00     | 0.00   | 1,780.27 ✓  |
|                            | UHC Y6 ADJ 1    |           |           |           |          |     |           |          |        |             |
| 022024                     |                 | 02/21/202 | 02/20/202 | 03/20/202 |          |     | 29,550.75 | 0.00     | 0.00   | 29,550.75 ✓ |
|                            | UHC QIPP DEC Q1 |           |           |           |          |     |           |          |        |             |
| Vendor Totals: Number Name |                 |           |           |           |          |     | Gross     | Discount | No-Pay | Net         |
| 11828 SOLERA WEST HOUSTON  |                 |           |           |           |          |     | 31,331.02 | 0.00     | 0.00   | 31,331.02   |

Report Summary

| Grand Totals: | Gross     | Discount | No-Pay | Net       |
|---------------|-----------|----------|--------|-----------|
|               | 31,331.02 | 0.00     | 0.00   | 31,331.02 |

APPROVED ON

FEB 22 2024

BY COUNTY AUDITOR CALHOUN COUNTY, TEXAS

CL# 10 3153

RECEIVED BY THE  
COUNTY AUDITOR ON  
02/22/2024  
13:12

FEB 22 2024

Vendor# Vendor Name

MEMORIAL MEDICAL CENTER

AP Open Invoice List

Dates Through:

Class Pay Code

0

ap\_open\_invoice.template

11820 FORTBEND HEALTHCARE CENTER  
CALHOUN COUNTY, TEXAS

| Invoice#                         | Comment         | Tran Dt   | Inv Dt    | Due Dt    | Check Dt | Pay | Gross     | Discount | No-Pay | Net        |
|----------------------------------|-----------------|-----------|-----------|-----------|----------|-----|-----------|----------|--------|------------|
| 021424                           |                 | 02/16/202 | 02/14/202 | 03/24/202 |          |     | 2,686.94  | 0.00     | 0.00   | 2,686.94 ✓ |
|                                  | UHC Y6 ADJ 1    |           |           |           |          |     |           |          |        |            |
| 022024                           |                 | 02/21/202 | 02/20/202 | 03/20/202 |          |     | 30,878.65 | 0.00     | 0.00   | 30,878.65  |
|                                  | UHC QIPP DEC Q1 |           |           |           |          |     |           |          |        |            |
| Vendor Totals: Number Name       |                 |           |           |           |          |     | Gross     | Discount | No-Pay | Net        |
| 11820 FORTBEND HEALTHCARE CENTER |                 |           |           |           |          |     | 33,565.59 | 0.00     | 0.00   | 33,565.59  |

Report Summary

| Grand Totals: | Gross     | Discount | No-Pay | Net       |
|---------------|-----------|----------|--------|-----------|
|               | 33,565.59 | 0.00     | 0.00   | 33,565.59 |

APPROVED ON  
FEB 22 2024  
BY COUNTY AUDITOR  
CALHOUN COUNTY, TEXAS  
C K # W3150



RECEIVED BY THE COUNTY AUDITOR ON

02/22/2024

13:14

FEB 22 2024

MEMORIAL MEDICAL CENTER

AP Open Invoice List

Dates Through:

0  
ap\_open\_invoice.template

Vendor# Vendor Name

Class Pay Code

11832 BROADMOOR AT CREEKSIDE PARK

| Invoice# | Comment         | Tran Dt   | Inv Dt    | Due Dt    | Check Dt | Pay | Gross     | Discount | No-Pay | Net         |
|----------|-----------------|-----------|-----------|-----------|----------|-----|-----------|----------|--------|-------------|
| 021424   |                 | 02/16/202 | 02/14/202 | 03/20/202 |          |     | 2,306.70  | 0.00     | 0.00   | 2,306.70 ✓  |
|          | UHC Y9 ADJ 1    |           |           |           |          |     |           |          |        |             |
| 022024   |                 | 02/21/202 | 02/20/202 | 03/20/202 |          |     | 36,624.58 | 0.00     | 0.00   | 36,624.58 ✓ |
|          | UHC QIPP DEC Q1 |           |           |           |          |     |           |          |        |             |

| Vendor Totals: Number | Name                        | Gross     | Discount | No-Pay | Net       |
|-----------------------|-----------------------------|-----------|----------|--------|-----------|
| 11832                 | BROADMOOR AT CREEKSIDE PARK | 38,931.28 | 0.00     | 0.00   | 38,931.28 |

Report Summary

| Grand Totals: | Gross     | Discount | No-Pay | Net       |
|---------------|-----------|----------|--------|-----------|
|               | 38,931.28 | 0.00     | 0.00   | 38,931.28 |

APPROVED ON

FEB 22 2024

BY COUNTY AUDITOR CALHOUN COUNTY, TEXAS

CK# 203149

02/22/2024 APPROVED BY THE COUNTY AUDITOR ON 13:18

MEMORIAL MEDICAL CENTER

0

AP Open Invoice List

ap\_open\_invoice.template

Dates Through:

FEB 22 2024

Vendor# Vendor Name

Class Pay Code

11824 THE CRESCENT CALHOUN COUNTY, TEXAS

| Invoice#                   | Comment         | Tran Dt   | Inv Dt    | Due Dt    | Check Dt | Pay | Gross     | Discount | No-Pay | Net         |
|----------------------------|-----------------|-----------|-----------|-----------|----------|-----|-----------|----------|--------|-------------|
| 021424                     |                 | 02/16/202 | 02/14/202 | 03/20/202 |          |     | 1,302.88  | 0.00     | 0.00   | 1,302.88 ✓  |
|                            | UHC Y6 ADJ 1    |           |           |           |          |     |           |          |        |             |
| 022024                     |                 | 02/21/202 | 02/20/202 | 03/20/202 |          |     | 27,208.81 | 0.00     | 0.00   | 27,208.81 ✓ |
|                            | UHC QIPP DEC Q1 |           |           |           |          |     |           |          |        |             |
| Vendor Totals: Number Name |                 |           |           |           |          |     | Gross     | Discount | No-Pay | Net         |
| 11824 THE CRESCENT         |                 |           |           |           |          |     | 28,511.69 | 0.00     | 0.00   | 28,511.69   |

Report Summary

| Grand Totals: | Gross     | Discount | No-Pay | Net       |
|---------------|-----------|----------|--------|-----------|
|               | 28,511.69 | 0.00     | 0.00   | 28,511.69 |

APPROVED ON FEB 22 2024 BY COUNTY AUDITOR CALHOUN COUNTY, TEXAS CLK# 213154



02/22/2024  
 RECEIVED BY THE  
 COUNTY AUDITOR ON

MEMORIAL MEDICAL CENTER

AP Open Invoice List

0

ap\_open\_invoice.template

13:20  
 FEB 22 2024

Dates Through:

Class Pay Code

Vendor# Vendor Name  
 11836 GOLDENCREEK HEALTHCARE

| Invoice#                     | Comment         | Tran Dt   | Inv Dt    | Due Dt    | Check Dt | Pay | Gross      | Discount | No-Pay | Net         |
|------------------------------|-----------------|-----------|-----------|-----------|----------|-----|------------|----------|--------|-------------|
| 020224                       | TRANSFER        | 02/16/202 | 02/02/202 | 03/20/202 |          |     | 194.96     | 0.00     | 0.00   | 194.96 ✓    |
| 020224B                      | TRANSFER        | 02/16/202 | 02/04/202 | 03/20/202 |          |     | 6,200.00   | 0.00     | 0.00   | 6,200.00 ✓  |
| 020524                       | TRANSFER        | 02/16/202 | 02/05/202 | 03/20/202 |          |     | 5,000.00   | 0.00     | 0.00   | 5,000.00 ✓  |
| 020624                       | TRANSFER        | 02/16/202 | 02/06/202 | 03/20/202 |          |     | 858.76     | 0.00     | 0.00   | 858.76 ✓    |
| 020724                       | TRANSFER        | 02/16/202 | 02/07/202 | 03/20/202 |          |     | 874.50     | 0.00     | 0.00   | 874.50 ✓    |
| 020924                       | TRANSFER        | 02/16/202 | 02/09/202 | 03/20/202 |          |     | 2,984.64   | 0.00     | 0.00   | 2,984.64 ✓  |
| 020924A                      | TRANSFER        | 02/16/202 | 02/09/202 | 03/20/202 |          |     | 63,415.78  | 0.00     | 0.00   | 63,415.78 ✓ |
| 020924B                      | TRANSFER        | 02/16/202 | 02/12/202 | 03/20/202 |          |     | 21,066.50  | 0.00     | 0.00   | 21,066.50 ✓ |
| 021224                       | TRANSFER        | 02/16/202 | 02/12/202 | 03/20/202 |          |     | 108.48     | 0.00     | 0.00   | 108.48 ✓    |
| 021324A                      | TRANSFER        | 02/16/202 | 02/13/202 | 03/20/202 |          |     | 6,320.00   | 0.00     | 0.00   | 6,320.00 ✓  |
| 021324                       | TRANSFER        | 02/16/202 | 02/13/202 | 03/20/202 |          |     | 193.84     | 0.00     | 0.00   | 193.84 ✓    |
| 021424                       | UHC Y6 ADJ 1    | 02/16/202 | 02/14/202 | 03/20/202 |          |     | 6,580.70   | 0.00     | 0.00   | 6,580.70 ✓  |
| 021424B                      | TRANSFER        | 02/21/202 | 02/14/202 | 03/20/202 |          |     | 749.72     | 0.00     | 0.00   | 749.72 ✓    |
| 021424A                      | TRANSFER        | 02/21/202 | 02/14/202 | 03/20/202 |          |     | 200.50     | 0.00     | 0.00   | 200.50 ✓    |
| 022024                       | UHC QIPP DEC Q1 | 02/21/202 | 02/20/202 | 03/20/202 |          |     | 48,522.48  | 0.00     | 0.00   | 48,522.48 ✓ |
| Vendor Totals: Number Name   |                 |           |           |           |          |     | Gross      | Discount | No-Pay | Net         |
| 11836 GOLDENCREEK HEALTHCARE |                 |           |           |           |          |     | 163,270.86 | 0.00     | 0.00   | 163,270.86  |

*NH insurance pymt deposited into MHC operating*

Report Summary

|               |            |          |        |            |
|---------------|------------|----------|--------|------------|
| Grand Totals: | Gross      | Discount | No-Pay | Net        |
|               | 163,270.86 | 0.00     | 0.00   | 163,270.86 |

APPROVED ON  
 FEB 22 2024  
 BY COUNTY AUDITOR  
 CALHOUN COUNTY, TEXAS  
 CLK# 23151

MEMORIAL MEDICAL CENTER

0

02/22/2024

RECEIVED BY THE COUNTY AUDITOR ON

AP Open Invoice List

ap\_open\_invoice.template

13:16

Dates Through:

Vendor# Vendor Name  
12696 GULF POINTE PLAZA

Class Pay Code

CALHOUN COUNTY, TEXAS

| Invoice# | Comment      | Tran Dt   | Inv Dt    | Due Dt    | Check Dt | Pay | Gross    | Discount | No-Pay | Net        |
|----------|--------------|---|-----------|-----------|----------|-----|----------|----------|--------|------------|
| 020624   |              | 02/16/202   | 02/06/202 | 03/20/202 |          |     | 376.57   | 0.00     | 0.00   | 376.57 ✓   |
|          | TRANSFER     | <i>NT insurance pymt deposited into MME operating</i> |           |           |          |     |          |          |        |            |
| 020924A  |              | 02/16/202   | 02/09/202 | 03/20/202 |          |     | 5.99     | 0.00     | 0.00   | 5.99 ✓     |
|          | TRANSFER     | <i>" "</i>  |           |           |          |     |          |          |        |            |
| 021424   |              | 02/16/202   | 02/14/202 | 03/20/202 |          |     | 4,142.13 | 0.00     | 0.00   | 4,142.13 ✓ |
|          | UHC Y6 ADJ 1 |   |           |           |          |     |          |          |        |            |

| Vendor Totals: Number | Name              | Gross    | Discount | No-Pay | Net      |
|-----------------------|-------------------|----------|----------|--------|----------|
| 12696                 | GULF POINTE PLAZA | 4,524.69 | 0.00     | 0.00   | 4,524.69 |

Report Summary

| Grand Totals: | Gross    | Discount | No-Pay | Net      |
|---------------|----------|----------|--------|----------|
|               | 4,524.69 | 0.00     | 0.00   | 4,524.69 |

APPROVED ON

FEB 22 2024

BY COUNTY AUDITOR  
CALHOUN COUNTY, TEXAS

CL# W3152



RECEIVED BY THE  
COUNTY AUDITOR ON  
02/22/2024

FEB 22 2024

MEMORIAL MEDICAL CENTER

AP Open Invoice List

0

Dates Through:

ap\_open\_invoice.template

Vendor# Vendor Name  
13004 TUSCANY VILLAGE  
CALHOUN COUNTY, TEXAS

Class Pay Code

| Invoice#                   | Comment         | Tran Dt   | Inv Dt    | Due Dt    | Check Dt | Pay | Gross     | Discount | No-Pay | Net         |
|----------------------------|-----------------|---|-----------|-----------|----------|-----|-----------|----------|--------|-------------|
| 020824                     |                 | 02/16/202   | 02/08/202 | 03/20/202 |          |     | 5,200.00  | 0.00     | 0.00   | 5,200.00 ✓  |
|                            | TRANSFER        | <i>NH insurance pymt deposited into MMC operating</i> |           |           |          |     |           |          |        |             |
| 020924A                    |                 | 02/16/202   | 02/09/202 | 03/20/202 |          |     | 2,862.00  | 0.00     | 0.00   | 2,862.00 ✓  |
|                            | TRANSFER        | <i>" "</i>  |           |           |          |     |           |          |        |             |
| 021224                     |                 | 02/16/202   | 02/12/202 | 03/20/202 |          |     | 125.99    | 0.00     | 0.00   | 125.99 ✓    |
|                            | TRANSFER        | <i>" "</i>  |           |           |          |     |           |          |        |             |
| 021424                     |                 | 02/16/202   | 02/14/202 | 03/24/202 |          |     | 2,641.95  | 0.00     | 0.00   | 2,641.95 ✓  |
|                            | UHC Y6 ADJ 1    |   |           |           |          |     |           |          |        |             |
| 022024                     |                 | 02/21/202   | 02/20/202 | 03/20/202 |          |     | 33,304.23 | 0.00     | 0.00   | 33,304.23 ✓ |
|                            | UHC QIPP DEC Q1 |   |           |           |          |     |           |          |        |             |
| Vendor Totals: Number Name |                 |   |           |           |          |     | Gross     | Discount | No-Pay | Net         |
| 13004 TUSCANY VILLAGE      |                 |   |           |           |          |     | 44,134.17 | 0.00     | 0.00   | 44,134.17   |

Report Summary

|               |           |          |        |           |
|---------------|-----------|----------|--------|-----------|
| Grand Totals: | Gross     | Discount | No-Pay | Net       |
|               | 44,134.17 | 0.00     | 0.00   | 44,134.17 |

APPROVED ON

FEB 22 2024

BY COUNTY AUDITOR  
CALHOUN COUNTY, TEXAS

CK#213155

RECEIVED BY THE COUNTY AUDITOR ON

02/22/2024

13:26

FEB 22 2024

MEMORIAL MEDICAL CENTER

AP Open Invoice List

Dates Through:

0  
ap\_open\_invoice.template

Vendor# Vendor Name

Class Pay Code

12792 BETHANY SENIOR LIVING ✓

| Invoice# | Comment         | Tran Dt   | Inv Dt    | Due Dt    | Check Dt | Pay | Gross     | Discount | No-Pay | Net         |
|----------|-----------------|-----------|-----------|-----------|----------|-----|-----------|----------|--------|-------------|
| 020224A  |                 | 02/16/202 | 02/02/202 | 03/20/202 |          |     | 4,739.62  | 0.00     | 0.00   | 4,739.62 ✓  |
|          | TRANSFER        |           |           |           |          |     |           |          |        |             |
| 020224   |                 | 02/16/202 | 02/02/202 | 03/20/202 |          |     | 3,045.49  | 0.00     | 0.00   | 3,045.49 ✓  |
|          | TRANSFER        |           |           |           |          |     |           |          |        |             |
| 020524   |                 | 02/16/202 | 02/05/202 | 03/20/202 |          |     | 1,485.22  | 0.00     | 0.00   | 1,485.22 ✓  |
|          | TRANSFER        |           |           |           |          |     |           |          |        |             |
| 020624   |                 | 02/16/202 | 02/06/202 | 03/20/202 |          |     | 180.66    | 0.00     | 0.00   | 180.66 ✓    |
|          | TRANSFER        |           |           |           |          |     |           |          |        |             |
| 020724A  |                 | 02/16/202 | 02/07/202 | 03/20/202 |          |     | 1,199.67  | 0.00     | 0.00   | 1,199.67 ✓  |
|          | TRANSFER        |           |           |           |          |     |           |          |        |             |
| 020724   |                 | 02/16/202 | 02/07/202 | 03/20/202 |          |     | 9,626.95  | 0.00     | 0.00   | 9,626.95 ✓  |
|          | TRANSFER        |           |           |           |          |     |           |          |        |             |
| 020924A  |                 | 02/16/202 | 02/09/202 | 03/20/202 |          |     | 48,162.25 | 0.00     | 0.00   | 48,162.25 ✓ |
|          | TRANSFER        |           |           |           |          |     |           |          |        |             |
| 020924C  |                 | 02/16/202 | 02/09/202 | 03/20/202 |          |     | 29,234.21 | 0.00     | 0.00   | 29,234.21 ✓ |
|          | TRANSFER        |           |           |           |          |     |           |          |        |             |
| 020924B  |                 | 02/16/202 | 02/09/202 | 03/20/202 |          |     | 2.96      | 0.00     | 0.00   | 2.96 ✓      |
|          | TRANSFER        |           |           |           |          |     |           |          |        |             |
| 021224A  |                 | 02/16/202 | 02/12/202 | 03/20/202 |          |     | 1,233.97  | 0.00     | 0.00   | 1,233.97 ✓  |
|          | TRANSFER        |           |           |           |          |     |           |          |        |             |
| 021224   |                 | 02/16/202 | 02/12/202 | 03/20/202 |          |     | 106.82    | 0.00     | 0.00   | 106.82 ✓    |
|          | TRANSFER        |           |           |           |          |     |           |          |        |             |
| 021324   |                 | 02/16/202 | 02/13/202 | 03/20/202 |          |     | 173.73    | 0.00     | 0.00   | 173.73 ✓    |
|          | TRANSFER        |           |           |           |          |     |           |          |        |             |
| 021324A  |                 | 02/16/202 | 02/13/202 | 03/20/202 |          |     | 0.79      | 0.00     | 0.00   | 0.79 ✓      |
|          | TRANSFER        |           |           |           |          |     |           |          |        |             |
| 021424   |                 | 02/16/202 | 02/14/202 | 03/20/202 |          |     | 5,389.70  | 0.00     | 0.00   | 5,389.70 ✓  |
|          | UHC Y6 ADJ 1    |           |           |           |          |     |           |          |        |             |
| 021524   |                 | 02/21/202 | 02/15/202 | 03/20/202 |          |     | 504.82    | 0.00     | 0.00   | 504.82 ✓    |
|          | TRANSFER        |           |           |           |          |     |           |          |        |             |
| 022024   |                 | 02/21/202 | 02/20/202 | 03/20/202 |          |     | 35,068.10 | 0.00     | 0.00   | 35,068.10 ✓ |
|          | UHC QIPP DEC Q1 |           |           |           |          |     |           |          |        |             |

| Vendor Totals: Number | Name                  | Gross      | Discount | No-Pay | Net        |
|-----------------------|-----------------------|------------|----------|--------|------------|
| 12792                 | BETHANY SENIOR LIVING | 140,154.96 | 0.00     | 0.00   | 140,154.96 |

Report Summary

| Grand Totals: | Gross      | Discount | No-Pay | Net        |
|---------------|------------|----------|--------|------------|
|               | 140,154.96 | 0.00     | 0.00   | 140,154.96 |

APPROVED ON

FEB 22 2024

BY COUNTY AUDITOR CALHOUN COUNTY, TEXAS

CLH 2/23/24



8

RUN DATE:02/27/24  
 TIME:13:27

MEMORIAL MEDICAL CENTER  
 CHECK REGISTER  
 02/28/24 THRU 02/28/24

PAGE 1  
 GLCKREG

BANK--CHECK-----

| CODE | NUMBER | DATE     | AMOUNT    | PAYEE                          |
|------|--------|----------|-----------|--------------------------------|
| A/P  | 203014 | 02/28/24 | 300.00    | 3WON, LLC                      |
| A/P  | 203015 | 02/28/24 | 336.32    | ADVANCED STERILIZATION PRODUCT |
| A/P  | 203016 | 02/28/24 | 288.49    | ALIMED INC.                    |
| A/P  | 203017 | 02/28/24 | 1,919.33  | AMAZON CAPITAL SERVICES        |
| A/P  | 203018 | 02/28/24 | 24,310.54 | AMERISOURCEBERGEN DRUG CORP    |
| A/P  | 203019 | 02/28/24 | 24.00     | AQUA BEVERAGE COMPANY          |
| A/P  | 203020 | 02/28/24 | .00       | VOIDED                         |
| A/P  | 203021 | 02/28/24 | 5,034.50  | BAXTER HEALTHCARE              |
| A/P  | 203022 | 02/28/24 | .00       | VOIDED                         |
| A/P  | 203023 | 02/28/24 | 6,023.48  | BECKMAN COULTER INC            |
| A/P  | 203024 | 02/28/24 | 1,758.50  | BEYER MECHANICAL LTD           |
| A/P  | 203025 | 02/28/24 | 20,736.88 | BIOMERIEUX, INC                |
| A/P  | 203026 | 02/28/24 | 324.87    | BOHLS BEARING & POWER TRANS    |
| A/P  | 203027 | 02/28/24 | 19.25     | BOSART LOCK & KEY INC          |
| A/P  | 203028 | 02/28/24 | 3,580.00  | CAREFUSION SOLUTIONS, LLC      |
| A/P  | 203029 | 02/28/24 | 279.37    | CDW GOVERNMENT, INC.           |
| A/P  | 203030 | 02/28/24 | 1,699.00  | CERVEY, LLC                    |
| A/P  | 203031 | 02/28/24 | 58,546.14 | CITIZENS MEDICAL CENTER        |
| A/P  | 203032 | 02/28/24 | 2,261.37  | CITY OF PORT LAVACA            |
| A/P  | 203033 | 02/28/24 | 14,892.21 | CLINICAL PATHOLOGY LABS        |
| A/P  | 203034 | 02/28/24 | 927.60    | COCA COLA SOUTHWEST BEVERAGES  |
| A/P  | 203035 | 02/28/24 | 457.39    | COOPER SURGICAL INC            |
| A/P  | 203036 | 02/28/24 | 2,545.85  | CORROHEALTH, INC.              |
| A/P  | 203037 | 02/28/24 | 1,474.50  | COVIDIEN SALES LLC             |
| A/P  | 203038 | 02/28/24 | 29,671.82 | CULINARY CONCESSIONS LLC       |
| A/P  | 203039 | 02/28/24 | 1,148.32  | CYRACOM LLC                    |
| A/P  | 203040 | 02/28/24 | 1,406.28  | DEWITT POT & SON               |
| A/P  | 203041 | 02/28/24 | 96,043.72 | DISCOVERY MEDICAL NETWORK INC  |
| A/P  | 203042 | 02/28/24 | 610.00    | DOWELL PEST CONTROL            |
| A/P  | 203043 | 02/28/24 | 435.53    | ECLINICAL WORKS LLC            |
| A/P  | 203044 | 02/28/24 | 273.08    | EITAN GROUP NORTH AMERICA, INC |
| A/P  | 203045 | 02/28/24 | 40,062.50 | EMERGENCY STAFFING SOLUTIONS   |
| A/P  | 203046 | 02/28/24 | 10.99     | EQUIFAX WORKFORCE SOLUTIONS    |
| A/P  | 203047 | 02/28/24 | 371.48    | EQUIPMENTSHARE.COM INC         |
| A/P  | 203048 | 02/28/24 | 51,580.70 | EVIDENT                        |
| A/P  | 203049 | 02/28/24 | 545.00    | FASTHEALTH CORPORATION         |
| A/P  | 203050 | 02/28/24 | 143.30    | FEDERAL EXPRESS CORP.          |
| A/P  | 203051 | 02/28/24 | 1,470.00  | FIRETRON, INC                  |
| A/P  | 203052 | 02/28/24 | 7,262.78  | FIRST INSURANCE FUNDING        |
| A/P  | 203053 | 02/28/24 | .00       | VOIDED                         |
| A/P  | 203054 | 02/28/24 | 17,645.57 | FISHER HEALTHCARE              |
| A/P  | 203055 | 02/28/24 | 1,297.15  | FRONTIER                       |
| A/P  | 203056 | 02/28/24 | 256.78    | GE HEALTHCARE                  |
| A/P  | 203057 | 02/28/24 | 55.42     | GRAINGER                       |
| A/P  | 203058 | 02/28/24 | 2,772.09  | GULF COAST PAPER COMPANY       |
| A/P  | 203059 | 02/28/24 | 484.00    | HEALTHCARE CODING & CONSULTING |
| A/P  | 203060 | 02/28/24 | 573.53    | HEWLETT-PACKARD                |
| A/P  | 203061 | 02/28/24 | 607.45    | HILL-ROM COMPANY, INC          |
| A/P  | 203062 | 02/28/24 | 819.00    | HOLLAND & KNIGHT LLP           |
| A/P  | 203063 | 02/28/24 | 236.25    | HOLOGIC INC                    |

RUN DATE:02/27/24  
TIME:13:27

MEMORIAL MEDICAL CENTER  
CHECK REGISTER  
02/28/24 THRU 02/28/24

PAGE 2  
GLCKREG

BANK--CHECK-----

| CODE | NUMBER | DATE     | AMOUNT    | PAYEE                          |
|------|--------|----------|-----------|--------------------------------|
| A/P  | 203064 | 02/28/24 | 1,000.00  | HOSPICE OF SOUTH TEXAS         |
| A/P  | 203065 | 02/28/24 | 23,663.00 | HOSPITAL CARE CONSULTANTS INC. |
| A/P  | 203066 | 02/28/24 | 15,292.94 | HUNTER PHARMACY SERVICES       |
| A/P  | 203067 | 02/28/24 | 736.56    | INOVALON PROVIDER INC.         |
| A/P  | 203068 | 02/28/24 | 9,000.00  | JINDAL X LLC                   |
| A/P  | 203069 | 02/28/24 | 1,128.00  | JOHNSON & JOHNSON              |
| A/P  | 203070 | 02/28/24 | 150.40    | JOHNSTONE SUPPLY               |
| A/P  | 203071 | 02/28/24 | 51.29     | LABCORP OF AMERICA HOLDINGS    |
| A/P  | 203072 | 02/28/24 | 1,140.86  | M G TRUST                      |
| A/P  | 203073 | 02/28/24 | 500.00    | MANAGED CARE PARTNERS INC.     |
| A/P  | 203074 | 02/28/24 | 228.44    | MARKETLAB, INC                 |
| A/P  | 203075 | 02/28/24 | .00       | VOIDED                         |
| A/P  | 203076 | 02/28/24 | .00       | VOIDED                         |
| A/P  | 203077 | 02/28/24 | .00       | VOIDED                         |
| A/P  | 203078 | 02/28/24 | .00       | VOIDED                         |
| A/P  | 203079 | 02/28/24 | .00       | VOIDED                         |
| A/P  | 203080 | 02/28/24 | .00       | VOIDED                         |
| A/P  | 203081 | 02/28/24 | .00       | VOIDED                         |
| A/P  | 203082 | 02/28/24 | .00       | VOIDED                         |
| A/P  | 203083 | 02/28/24 | .00       | VOIDED                         |
| A/P  | 203084 | 02/28/24 | .00       | VOIDED                         |
| A/P  | 203085 | 02/28/24 | .00       | VOIDED                         |
| A/P  | 203086 | 02/28/24 | .00       | VOIDED                         |
| A/P  | 203087 | 02/28/24 | .00       | VOIDED                         |
| A/P  | 203088 | 02/28/24 | .00       | VOIDED                         |
| A/P  | 203089 | 02/28/24 | .00       | VOIDED                         |
| A/P  | 203090 | 02/28/24 | .00       | VOIDED                         |
| A/P  | 203091 | 02/28/24 | 56,985.15 | MCKESSON MEDICAL SURGICAL INC  |
| A/P  | 203092 | 02/28/24 | 1,836.00  | MEDICAL AIR SERVICES ASSOC.    |
| A/P  | 203093 | 02/28/24 | 7,500.00  | MEDICAL COMPUTING SOLUTIONS    |
| A/P  | 203094 | 02/28/24 | .00       | VOIDED                         |
| A/P  | 203095 | 02/28/24 | .00       | VOIDED                         |
| A/P  | 203096 | 02/28/24 | .00       | VOIDED                         |
| A/P  | 203097 | 02/28/24 | 51,974.71 | MEDLINE INDUSTRIES INC         |
| A/P  | 203098 | 02/28/24 | 45.00     | MEMORIAL MEDICAL CLINIC        |
| A/P  | 203099 | 02/28/24 | 136.20    | METTLER-TOLEDO RAININ, LLC     |
| A/P  | 203100 | 02/28/24 | 182.18    | MMC AUXILIARY GIFT SHOP        |
| A/P  | 203101 | 02/28/24 | 1,600.00  | MORENO BROS BRICK CONTRACTOR   |
| A/P  | 203102 | 02/28/24 | .00       | VOIDED                         |
| A/P  | 203103 | 02/28/24 | 28,548.78 | MORRIS & DICKSON CO, LLC       |
| A/P  | 203104 | 02/28/24 | 25,374.36 | MUTUAL OF OMAHA                |
| A/P  | 203105 | 02/28/24 | 294.57    | MXR IMAGING, INC               |
| A/P  | 203106 | 02/28/24 | 164.08    | NACOGDOCHES TRANSCRIPTION      |
| A/P  | 203107 | 02/28/24 | 451.00    | NEOGENOMICS LABORATORIES       |
| A/P  | 203108 | 02/28/24 | 1,000.00  | NEXION HEALTH AT NAVASOTA INC  |
| A/P  | 203109 | 02/28/24 | 2,672.01  | OLYMPUS AMERICA INC            |
| A/P  | 203110 | 02/28/24 | 837.07    | ORTHO CLINICAL DIAGNOSTICS     |
| A/P  | 203111 | 02/28/24 | 3,084.00  | PARAREV                        |
| A/P  | 203112 | 02/28/24 | .00       | VOIDED                         |
| A/P  | 203113 | 02/28/24 | 11,075.24 | PHILIPS HEALTHCARE             |
| A/P  | 203114 | 02/28/24 | 1,425.00  | PL-CPR, LLC                    |



BANK--CHECK-----

| CODE    | NUMBER | DATE     | AMOUNT       | PAYEE                         |
|---------|--------|----------|--------------|-------------------------------|
| A/P     | 203115 | 02/28/24 | 2,208.77     | POC ELECTRIC, LLC             |
| A/P     | 203116 | 02/28/24 | 204.36       | PRECISION DYNAMICS CORP (PDC) |
| A/P     | 203117 | 02/28/24 | 4,196.58     | PRO ENERGY PARTNERS LLC       |
| A/P     | 203118 | 02/28/24 | 203.52       | QUVA PHARMA INC               |
| A/P     | 203119 | 02/28/24 | 900.00       | RADCOM ASSOCIATES, LLC        |
| A/P     | 203120 | 02/28/24 | 60.00        | RAPID PRINTING LLC            |
| A/P     | 203121 | 02/28/24 | 7,000.00     | REPUBLIC PAIN SPECIALISTS     |
| A/P     | 203122 | 02/28/24 | 413.52       | SHERWIN WILLIAMS              |
| A/P     | 203123 | 02/28/24 | 410.00       | SIGN AD, LTD.                 |
| A/P     | 203124 | 02/28/24 | 27,161.31    | SINGLETON ASSOCIATES, P.A.    |
| A/P     | 203125 | 02/28/24 | 141.36       | SPARKLIGHT                    |
| A/P     | 203126 | 02/28/24 | 550.00       | STANFORD VACUUM SERVICE       |
| A/P     | 203127 | 02/28/24 | 193.34       | STAPLES                       |
| A/P     | 203128 | 02/28/24 | 472.91       | STERIS CORPORATION            |
| A/P     | 203129 | 02/28/24 | 2,721.30     | STRYKER SALES CORP            |
| A/P     | 203130 | 02/28/24 | 2,224.82     | STRYKER SUSTAINABILITY        |
| A/P     | 203131 | 02/28/24 | 541.00       | TELEFLEX MEDICAL              |
| A/P     | 203132 | 02/28/24 | 3,000.00     | TEXAS ELITE THERAPY TEAM LLC  |
| A/P     | 203133 | 02/28/24 | 12,347.50    | TEXAS SELECT STAFFING, LLC    |
| A/P     | 203134 | 02/28/24 | 310.53       | THE REYNOLDS COMPANY          |
| A/P     | 203135 | 02/28/24 | 901.00       | TIGER SUPPLIES INC.           |
| A/P     | 203136 | 02/28/24 | 116.60       | TMS SOUTH                     |
| A/P     | 203137 | 02/28/24 | 6,761.62     | TRIAGE, LLC                   |
| A/P     | 203138 | 02/28/24 | 145.24       | TRIOSE, INC                   |
| A/P     | 203139 | 02/28/24 | 2,568.54     | TRIZETTO PROVIDER SOLUTIONS   |
| A/P     | 203140 | 02/28/24 | .00          | VOIDED                        |
| A/P     | 203141 | 02/28/24 | 17,069.42    | UNIFIRST HOLDINGS INC         |
| A/P     | 203142 | 02/28/24 | 337.36       | UNIFORM ADVANTAGE             |
| A/P     | 203143 | 02/28/24 | 1,984.78     | US MED-EQUIP, LLC             |
| A/P     | 203144 | 02/28/24 | 5,503.47     | WERFEN USA LLC                |
| A/P     | 203145 | 02/28/24 | 246.00       | WISCONSIN STATE LABORATORY    |
| A/P     | 203146 | 02/28/24 | 84,028.28    | ASHFORD GARDENS               |
| A/P     | 203147 | 02/28/24 | .00          | VOIDED                        |
| A/P     | 203148 | 02/28/24 | 140,154.96   | BETHANY SENIOR LIVING         |
| A/P     | 203149 | 02/28/24 | 38,931.28    | BROADMOOR AT CREEKSIDE PARK   |
| A/P     | 203150 | 02/28/24 | 33,565.59    | FORTBEND HEALTHCARE CENTER    |
| A/P     | 203151 | 02/28/24 | 163,270.86   | GOLDENCREEK HEALTHCARE        |
| A/P     | 203152 | 02/28/24 | 4,524.69     | GULF POINTE PLAZA             |
| A/P     | 203153 | 02/28/24 | 31,331.02    | SOLERA WEST HOUSTON           |
| A/P     | 203154 | 02/28/24 | 28,511.69    | THE CRESCENT                  |
| A/P     | 203155 | 02/28/24 | 44,134.17    | TUSCANY VILLAGE               |
| TOTALS: |        |          | 1,320,946.56 |                               |

*Payables* 698,697.15 +  
 25,374.36 +  
 2,261.37 +  
*Initials* 498.05 +  
 18,757.00 +  
 7,262.78 +  
 141.36 +  
*MT-Transfers* 568,452.54 +  
 1,321,444.61 +

**APPROVED ON**  
**FEB 28 2024**  
**BY COUNTY AUDITOR**  
**CALHOUN COUNTY, TEXAS**

☐  
RUN DATE:02/27/24  
TIME:13:27

MEMORIAL MEDICAL CENTER  
CHECK REGISTER  
02/23/24 THRU 02/23/24

PAGE 1  
GLCKREG

BANK--CHECK-----

CODE NUMBER DATE AMOUNT PAYEE

A/P 202880 02/23/24 498.05 CHEYENNE NESSA  
A/P 202881 02/23/24 245.55 MXR IMAGING, INC *re-issued check*  
TOTALS: 743.60

1,320,946.56 +  
498.05 +  
1,321,444.61 \*

**APPROVED ON**

**FEB 28 2024**

**BY COUNTY AUDITOR  
CALHOUN COUNTY, TEXAS**

*202882 - did not finalize did not  
print correct  
203013*



Memorial Medical Center  
 Nursing Home UPL  
 Weekly Cantex Transfer  
 Prosperity Accounts  
 2/26/2024

| Nursing Home   | Account | Previous Beginning Balance | Transfer-Out | ACH Transfer-In | Pending Deposits | Today's Beginning Balance      | Amount to Be Transferred to Nursing Home |
|--|---------|----------------------------|--------------|-----------------|------------------|--------------------------------|--|
| Ashford Gardens  |         | 121,359.80                 | 121,060.81   | 167,888.62      |                  | 168,181.61                     | 166,972.68                               |
|  |         |                            |              |                 |                  | Bank Balance                   | 168,181.61                               |
|  |         |                            |              |                 |                  | Variance                       | -  |
|  |         |                            |              |                 |                  | Leave in Balance               | 100.00                                   |
|  |         |                            |              |                 |                  | Molina Y6 Adjustment 1         | 817.61                                   |
| <i>Routine information for Ashford Gardens:</i>  |         |                            |              |                 |                  |                                |  |
|  |         |                            |              |                 |                  | January Interest               | 291.32                                   |
|  |         |                            |              |                 |                  | Adjust Balance/Transfer Amt    | 166,972.68                               |
| Broadmoor  |         | 74,998.55                  | 74,677.58    | 332,975.75      |                  | 333,296.72                     | 332,645.51                               |
|  |         |                            |              |                 |                  | Bank Balance                   | 333,296.72                               |
|  |         |                            |              |                 |                  | Variance                       | -  |
|  |         |                            |              |                 |                  | Leave in Balance               | 100.00                                   |
|  |         |                            |              |                 |                  | Molina Y6 Adjustment 1         | 330.24                                   |
|  |         |                            |              |                 |                  | January Interest               | 220.97                                   |
|  |         |                            |              |                 |                  | Adjust Balance/Transfer Amt    | 332,645.51                               |
| Crescent   |         | 245,739.11                 | 245,296.38   | 352,323.18      |                  | 352,765.91                     | 303,720.89                               |
|  |         |                            |              |                 |                  | Bank Balance                   | 352,765.91                               |
|  |         |                            |              |                 |                  | Variance                       | -  |
|  |         |                            |              |                 |                  | Leave in Balance               | 100.00                                   |
|  |         |                            |              |                 |                  | Molina Y6 Adjustment 1         | 259.29                                   |
|  |         |                            |              |                 |                  | Claim payments owed to Tuscany | 48,343.00                                |
|  |         |                            |              |                 |                  | January Interest               | 342.73                                   |
|  |         |                            |              |                 |                  | Adjust Balance/Transfer Amt    | 303,720.89                               |
| Fort Bend  |         | 87,660.78                  | 87,459.41    | 131,739.23      |                  | 131,940.60                     | 131,431.91                               |
|  |         |                            |              |                 |                  | Bank Balance                   | 131,940.60                               |
|  |         |                            |              |                 |                  | Variance                       | -  |
|  |         |                            |              |                 |                  | Leave in Balance               | 100.00                                   |
|  |         |                            |              |                 |                  | Molina Y6 Adjustment 1         | 307.32                                   |
|  |         |                            |              |                 |                  | January Interest               | 101.37                                   |
|  |         |                            |              |                 |                  | Adjust Balance/Transfer Amt    | 131,431.91                               |
| Solera at W Houston  |         | 87,266.75                  | 86,987.80    | 449,342.50      |                  | 449,621.45                     | 448,999.41                               |
|  |         |                            |              |                 |                  | Bank Balance                   | 449,621.45                               |
|  |         |                            |              |                 |                  | Variance                       | -  |
|  |         |                            |              |                 |                  | Leave in Balance               | 100.00                                   |
|  |         |                            |              |                 |                  | Molina Y6 Adjustment 1         | 245.26                                   |
|  |         |                            |              |                 |                  | January Interest               | 276.78                                   |
|  |         |                            |              |                 |                  | Adjust Balance/Transfer Amt    | 448,999.41                               |
| $166,972.68 +$<br>$332,645.51 +$<br>$303,720.89 +$<br>$131,431.91 +$<br>$448,999.41 +$<br>$1,383,770.40 *$ |         |                            |              |                 |                  |                                |  |
| <b>TOTAL TRANSFERS</b>   |         |                            |              |                 |                  |                                | <b>1,383,770.40</b>                      |

**APPROVED ON**  
**FEB 26 2024**  
**BY COUNTY AUDITOR**  
**CALHOUN COUNTY, TEXAS**

Approved: Andrew De Los Santos  
 ANDREW DE LOS SANTOS 2/26/2024

Note: Only balances of over \$5,000 will be transferred to the nursing home.  
 Note 2: Each account has a base balance of \$100 that MMC deposited to open account.

| Ashford Gardens  | Transfer-Out      | Transfer-In       | MMC PORTION |             |            |                  |         | NH PORTION        |
|--|-------------------|-------------------|-------------|-------------|------------|------------------|---------|-------------------|
|  |                   |                   | QIPP/Comp1  | QIPP/Comp 2 | QIPP/Comp3 | QIPP/Comp4&Lapse | QIPP TI |                   |
| 2/23/2024 Deposit                                      | -                 | 9,877.50          | -           | -           | -          | -                | -       | 9,877.50          |
| 2/23/2024 MANAGEANDNET1718 MNS PMNT 00000000000093 41  | -                 | 6,012.00          | -           | -           | -          | -                | -       | 6,012.00          |
| 2/23/2024 HNB - ECHO HCCLAIMPMT 746003411 440000242425 | -                 | 7,482.28          | -           | -           | -          | -                | -       | 7,482.28          |
| 2/23/2024 UHC COMMUNITY PL HCCLAIMPMT 746003411 910000 | -                 | 1,680.22          | -           | -           | -          | -                | -       | 1,680.22          |
| 2/23/2024 UHC COMMUNITY PL HCCLAIMPMT 746003411 910000 | -                 | 19,138.18         | -           | -           | -          | -                | -       | 19,138.18         |
| 2/23/2024 NOVITAS SOLUTION HCCLAIMPMT 675423 420000137 | -                 | 9,387.42          | -           | -           | -          | -                | -       | 9,387.42          |
| 2/22/2024 UHC COMMUNITY PL HCCLAIMPMT 746003411 910000 | -                 | 3,729.73          | -           | -           | -          | -                | -       | 3,729.73          |
| 2/21/2024 HNB - ECHO HCCLAIMPMT 746003411 440000262302 | -                 | 48.03             | -           | -           | -          | -                | -       | 48.03             |
| 2/21/2024 HNB - ECHO HCCLAIMPMT 746003411 440000262586 | -                 | 3,529.99          | -           | -           | -          | -                | -       | 3,529.99          |
| 2/21/2024 UHC COMMUNITY PL HCCLAIMPMT 746003411 910000 | -                 | 3,752.14          | -           | -           | -          | -                | -       | 3,752.14          |
| 2/21/2024 NOVITAS SOLUTION HCCLAIMPMT 675423 420000126 | -                 | 57,189.85         | -           | -           | -          | -                | -       | 57,189.85         |
| 2/20/2024 UNITEDHEALTHCARE HCCLAIMPMT 746003411 124384 | -                 | 9,840.00          | -           | -           | -          | -                | -       | 9,840.00          |
| 2/20/2024 UHC COMMUNITY PL HCCLAIMPMT 746003411 910000 | -                 | 333.53            | -           | -           | -          | -                | -       | 333.53            |
| 2/20/2024 UHC COMMUNITY PL HCCLAIMPMT 746003411 910000 | -                 | 0.07              | -           | -           | -          | -                | -       | 0.07              |
| 2/20/2024 UHC COMMUNITY PL HCCLAIMPMT 746003411 910000 | -                 | 5.75              | -           | -           | -          | -                | -       | 5.75              |
| 2/20/2024 HEALTH HUMAN SVC HCCLAIMPMT 17460034113005 2 | -                 | 4,007.28          | -           | -           | -          | -                | -       | 4,007.28          |
| 2/16/2024 UHC COMMUNITY PL HCCLAIMPMT 746003411 910000 | -                 | 385.90            | -           | -           | -          | -                | -       | 385.90            |
| 2/15/2024 Enhanced Analysis Ch                         | -                 | -                 | -           | -           | -          | -                | -       | -                 |
| 2/15/2024 WIRE OUT ASHFORD HEALTH CARE CENTER LTD      | 120,962.48        | -                 | -           | -           | -          | -                | -       | -                 |
| 2/14/2024 Deposit                                      | -                 | 7,893.04          | -           | -           | -          | -                | -       | 7,893.04          |
| 2/13/2024 HNB - ECHO HCCLAIMPMT 746003411 440000219050 | -                 | 20,128.75         | -           | -           | -          | -                | -       | 20,128.75         |
| 2/13/2024 HEALTH HUMAN SVC HCCLAIMPMT 17460034113005 2 | -                 | 1,977.93          | -           | -           | -          | -                | -       | 1,977.93          |
| 2/12/2024 UHC COMMUNITY PL HCCLAIMPMT 746003411 910000 | -                 | 1,400.01          | -           | -           | -          | -                | -       | 1,400.01          |
| 2/12/2024 UHC COMMUNITY PL HCCLAIMPMT 746003411 910000 | -                 | 89.02             | -           | -           | -          | -                | -       | 89.02             |
| <b>TOTAL</b>   | <b>121,060.81</b> | <b>167,888.62</b> |             |             |            |                  |         | <b>167,888.62</b> |

| Broadmoor  | Transfer-Out     | Transfer-In       | MMC PORTION |             |            |                  |         | NH PORTION        |
|--|------------------|-------------------|-------------|-------------|------------|------------------|---------|-------------------|
|  |                  |                   | QIPP/Comp1  | QIPP/Comp 2 | QIPP/Comp3 | QIPP/Comp4&Lapse | QIPP TI |                   |
| 2/23/2024 HNB - ECHO HCCLAIMPMT 746003411 440000242425 | -                | 384.20            | -           | -           | -          | -                | -       | 384.20            |
| 2/23/2024 HNB - ECHO HCCLAIMPMT 746003411 440000241890 | -                | 504.26            | -           | -           | -          | -                | -       | 504.26            |
| 2/23/2024 HNB - ECHO HCCLAIMPMT 746003411 440000242425 | -                | 107.81            | -           | -           | -          | -                | -       | 107.81            |
| 2/23/2024 UHC COMMUNITY PL HCCLAIMPMT 746003411 910000 | -                | 0.33              | -           | -           | -          | -                | -       | 0.33              |
| 2/23/2024 UHC COMMUNITY PL HCCLAIMPMT 746003411 910000 | -                | 604.65            | -           | -           | -          | -                | -       | 604.65            |
| 2/23/2024 UHC COMMUNITY PL HCCLAIMPMT 746003411 910000 | -                | 9,699.24          | -           | -           | -          | -                | -       | 9,699.24          |
| 2/23/2024 HEALTH HUMAN SVC HCCLAIMPMT 17460034113004 2 | -                | 2,017.07          | -           | -           | -          | -                | -       | 2,017.07          |
| 2/22/2024 HNB - ECHO HCCLAIMPMT 746003411 440000204252 | -                | 4,064.28          | -           | -           | -          | -                | -       | 4,064.28          |
| 2/22/2024 UHC COMMUNITY PL HCCLAIMPMT 746003411 910000 | -                | 2,418.41          | -           | -           | -          | -                | -       | 2,418.41          |
| 2/22/2024 UHC COMMUNITY PL HCCLAIMPMT 746003411 910000 | -                | 0.03              | -           | -           | -          | -                | -       | 0.03              |
| 2/22/2024 NOVITAS SOLUTION HCCLAIMPMT 676357 420000195 | -                | 23,382.45         | -           | -           | -          | -                | -       | 23,382.45         |
| 2/21/2024 MANAGEANDNET1718 MNS PMNT 000000000004293 41 | -                | 6,437.68          | -           | -           | -          | -                | -       | 6,437.68          |
| 2/21/2024 HNB - ECHO HCCLAIMPMT 746003411 440000263226 | -                | 4,949.50          | -           | -           | -          | -                | -       | 4,949.50          |
| 2/21/2024 UHC COMMUNITY PL HCCLAIMPMT 746003411 910000 | -                | 1,099.64          | -           | -           | -          | -                | -       | 1,099.64          |
| 2/21/2024 NOVITAS SOLUTION HCCLAIMPMT 676357 420000124 | -                | 171,290.79        | -           | -           | -          | -                | -       | 171,290.79        |
| 2/21/2024 HUMANA INS CO HCCLAIMPMT 41950604 8300005825 | -                | 4,740.00          | -           | -           | -          | -                | -       | 4,740.00          |
| 2/21/2024 HUMANA INS CO HCCLAIMPMT 41950603 8300005825 | -                | 2,765.00          | -           | -           | -          | -                | -       | 2,765.00          |
| 2/21/2024 HUMANA CHA DISB HCCLAIMPMT 42062497 42000013 | -                | 3,255.00          | -           | -           | -          | -                | -       | 3,255.00          |
| 2/21/2024 HUMANA CHA DISB HCCLAIMPMT 42062496 42000013 | -                | 6,270.00          | -           | -           | -          | -                | -       | 6,270.00          |
| 2/20/2024 HNB - ECHO HCCLAIMPMT 746003411 440000279183 | -                | 7,919.21          | -           | -           | -          | -                | -       | 7,919.21          |
| 2/20/2024 UHC COMMUNITY PL HCCLAIMPMT 746003411 910000 | -                | 92.48             | -           | -           | -          | -                | -       | 92.48             |
| 2/20/2024 HUMANA CHA DISB HCCLAIMPMT 41760186 42000011 | -                | 2,625.00          | -           | -           | -          | -                | -       | 2,625.00          |
| 2/16/2024 HNB - ECHO HCCLAIMPMT 746003411 440000240181 | -                | 6,434.36          | -           | -           | -          | -                | -       | 6,434.36          |
| 2/16/2024 UnitedHealthcare HCCLAIMPMT 746003411 124384 | -                | 18,180.00         | -           | -           | -          | -                | -       | 18,180.00         |
| 2/16/2024 HUMANA CHA DISB HCCLAIMPMT 41712576 42000010 | -                | 593.36            | -           | -           | -          | -                | -       | 593.36            |
| 2/15/2024 WIRE OUT CANTEX HEALTH CARE CENTERS III      | 74,677.58        | -                 | -           | -           | -          | -                | -       | -                 |
| 2/14/2024 Deposit                                      | -                | 7,486.86          | -           | -           | -          | -                | -       | 7,486.86          |
| 2/14/2024 UnitedHealthcare HCCLAIMPMT 746003411 124384 | -                | 5,209.81          | -           | -           | -          | -                | -       | 5,209.81          |
| 2/14/2024 UHC COMMUNITY PL HCCLAIMPMT 746003411 910000 | -                | 7.97              | -           | -           | -          | -                | -       | 7.97              |
| 2/14/2024 HEALTH HUMAN SVC HCCLAIMPMT 17460034113004 2 | -                | 2,067.45          | -           | -           | -          | -                | -       | 2,067.45          |
| 2/13/2024 HNB - ECHO HCCLAIMPMT 746003411 440000218793 | -                | 1,484.85          | -           | -           | -          | -                | -       | 1,484.85          |
| 2/13/2024 UHC COMMUNITY PL HCCLAIMPMT 746003411 910000 | -                | 9.51              | -           | -           | -          | -                | -       | 9.51              |
| 2/13/2024 UHC COMMUNITY PL HCCLAIMPMT 746003411 910000 | -                | 0.18              | -           | -           | -          | -                | -       | 0.18              |
| 2/13/2024 HUMANA INS CO HCCLAIMPMT 41313690 8300005472 | -                | 5,925.00          | -           | -           | -          | -                | -       | 5,925.00          |
| 2/13/2024 HUMANA CHA DISB HCCLAIMPMT 41453894 42000012 | -                | 1,875.00          | -           | -           | -          | -                | -       | 1,875.00          |
| 2/12/2024 UHC COMMUNITY PL HCCLAIMPMT 746003411 910000 | -                | 1,194.03          | -           | -           | -          | -                | -       | 1,194.03          |
| 2/12/2024 UHC COMMUNITY PL HCCLAIMPMT 746003411 910000 | -                | 478.90            | -           | -           | -          | -                | -       | 478.90            |
| <b>TOTAL</b>   | <b>74,677.58</b> | <b>332,975.75</b> |             |             |            |                  |         | <b>332,975.75</b> |

| Crescent   | Transfer-Out | Transfer-In | MMC PORTION |             |            |                  |         | NH PORTION |
|--|--------------|-------------|-------------|-------------|------------|------------------|---------|------------|
|  |              |             | QIPP/Comp1  | QIPP/Comp 2 | QIPP/Comp3 | QIPP/Comp4&Lapse | QIPP TI |            |
| 2/23/2024 HNB - ECHO HCCLAIMPMT 746003411 440000242197 | -            | 3,034.40    | -           | -           | -          | -                | -       | 3,034.40   |
| 2/23/2024 HNB - ECHO HCCLAIMPMT 746003411 440000241907 | -            | 13,612.20   | -           | -           | -          | -                | -       | 13,612.20  |
| 2/23/2024 HNB - ECHO HCCLAIMPMT 746003411 440000242425 | -            | 608.61      | -           | -           | -          | -                | -       | 608.61     |
| 2/23/2024 UHC COMMUNITY PL HCCLAIMPMT 746003411 910000 | -            | 2,471.00    | -           | -           | -          | -                | -       | 2,471.00   |
| 2/23/2024 UHC COMMUNITY PL HCCLAIMPMT 746003411 910000 | -            | 10,611.09   | -           | -           | -          | -                | -       | 10,611.09  |
| 2/23/2024 NOVITAS SOLUTION HCCLAIMPMT 676323 420000136 | -            | 10,079.97   | -           | -           | -          | -                | -       | 10,079.97  |
| 2/23/2024 HEALTH HUMAN SVC HCCLAIMPMT 17460034113008 2 | -            | 1,596.96    | -           | -           | -          | -                | -       | 1,596.96   |
| 2/23/2024 DEVOTED HEALTH P HCCLAIMPMT 21000024676362   | -            | 2,500.00    | -           | -           | -          | -                | -       | 2,500.00   |
| 2/22/2024 HNB - ECHO HCCLAIMPMT 746003411 440000204252 | -            | 979.71      | -           | -           | -          | -                | -       | 979.71     |
| 2/22/2024 UHC COMMUNITY PL HCCLAIMPMT 746003411 910000 | -            | 2,697.60    | -           | -           | -          | -                | -       | 2,697.60   |
| 2/21/2024 Deposit                                      | -            | 16,720.00   | -           | -           | -          | -                | -       | 16,720.00  |
| 2/21/2024 NOVITAS SOLUTION HCCLAIMPMT 676323 420000124 | -            | 145,462.35  | -           | -           | -          | -                | -       | 145,462.35 |
| 2/21/2024 HUMANA CHA DISB HCCLAIMPMT 42065282 42000013 | -            | 4,310.00    | -           | -           | -          | -                | -       | 4,310.00   |
| 2/20/2024 HNB - ECHO HCCLAIMPMT 746003411 440000278948 | -            | 623.92      | -           | -           | -          | -                | -       | 623.92     |
| 2/20/2024 HNB - ECHO HCCLAIMPMT 746003411 440000279183 | -            | 5,625.77    | -           | -           | -          | -                | -       | 5,625.77   |
| 2/20/2024 DEVOTED HEALTH P HCCLAIMPMT 21000023706031   | -            | 4,295.86    | -           | -           | -          | -                | -       | 4,295.86   |
| 2/20/2024 UHC COMMUNITY PL HCCLAIMPMT 746003411 910000 | -            | 550.45      | -           | -           | -          | -                | -       | 550.45     |
| 2/20/2024 UHC COMMUNITY PL HCCLAIMPMT 746003411 910000 | -            | 22,391.19   | -           | -           | -          | -                | -       | 22,391.19  |
| 2/20/2024 HUMANA INS CO HCCLAIMPMT 41727712 8300005177 | -            | 9,300.00    | -           | -           | -          | -                | -       | 9,300.00   |
| 2/20/2024 HUMANA CHA DISB HCCLAIMPMT 41762363 42000011 | -            | 1,780.00    | -           | -           | -          | -                | -       | 1,780.00   |
| 2/20/2024 AARP Supplementa HCCLAIMPMT 746003411 124384 | -            | 4,600.00    | -           | -           | -          | -                | -       | 4,600.00   |
| 2/16/2024 UnitedHealthcare HCCLAIMPMT 746003411 124384 | -            | 2,563.52    | -           | -           | -          | -                | -       | 2,563.52   |
| 2/16/2024 UHC COMMUNITY PL HCCLAIMPMT 746003411 910000 | -            | 5,163.96    | -           | -           | -          | -                | -       | 5,163.96   |
| 2/16/2024 DEVOTED HEALTH P HCCLAIMPMT 21000025418658   | -            | 13,517.00   | -           | -           | -          | -                | -       | 13,517.00  |
| 2/15/2024 WIRE OUT CANTEX HEALTH CARE CENTERS III      | 245,296.38   | -           | -           | -           | -          | -                | -       | -          |
| 2/14/2024 Deposit                                      | -            | 7,794.83    | -           | -           | -          | -                | -       | 7,794.83   |
| 2/14/2024 UHC COMMUNITY PL HCCLAIMPMT 746003411 910000 | -            | 2,301.98    | -           | -           | -          | -                | -       | 2,301.98   |
| 2/13/2024 HNB - ECHO HCCLAIMPMT 746003411 440000219050 | -            | 4,526.79    | -           | -           | -          | -                | -       | 4,526.79   |
| 2/13/2024 DEVOTED HEALTH P HCCLAIMPMT 21000025854261   | -            | 652.17      | -           | -           | -          | -                | -       | 652.17     |
| 2/13/2024 UnitedHealthcare HCCLAIMPMT 746003411 124384 | -            | 7,380.00    | -           | -           | -          | -                | -       | 7,380.00   |
| 2/13/2024 UHC COMMUNITY PL HCCLAIMPMT 746003411 910000 | -            | 0.37        | -           | -           | -          | -                | -       | 0.37       |



|           |  |                   |                   |                   |
|-----------|--|-------------------|-------------------|-------------------|
| 2/13/2024 | UHC COMMUNITY PL HCCLAIMPMT 746003411 910000 | 1,738.65          | -                 | 1,738.65          |
| 2/13/2024 | HUMANA INS CO HCCLAIMPMT 41287535 8300005467 | 262.00            | -                 | 262.00            |
| 2/12/2024 | DEVOTED HEALTH P HCCLAIMPMT 21000026842119   | 2,700.00          | -                 | 2,700.00          |
| 2/12/2024 | UHC COMMUNITY PL HCCLAIMPMT 746003411 910000 | 676.83            | -                 | 676.83            |
| 2/12/2024 | DEVOTED HEALTH P HCCLAIMPMT 21000027148666   | 24,794.00         | -                 | 24,794.00         |
| 2/12/2024 | DEVOTED HEALTH P HCCLAIMPMT 21000027148664   | 14,400.00         | -                 | 14,400.00         |
|           |  | <b>245,296.38</b> | <b>352,323.18</b> | <b>352,323.18</b> |

| Fort Bend | Transfer-Out                                 | Transfer-In      | MMC PORTION       |             |            |                  |                   | NH PORTION |
|-----------|--|------------------|-------------------|-------------|------------|------------------|-------------------|------------|
|           |  |                  | QIPP/Comp1        | QIPP/Comp 2 | QIPP/Comp3 | QIPP/Comp4&Lapse | QIPP TI           |            |
| 2/23/2024 | UHC COMMUNITY PL HCCLAIMPMT 746003411 910000 | 1.80             | -                 | -           | -          | -                | 1.80              |            |
| 2/23/2024 | NOVITAS SOLUTION HCCLAIMPMT 675663 420000136 | 31,741.37        | -                 | -           | -          | -                | 31,741.37         |            |
| 2/23/2024 | HEALTH HUMAN SVC HCCLAIMPMT 17460034113006 2 | 5,559.27         | -                 | -           | -          | -                | 5,559.27          |            |
| 2/22/2024 | UHC COMMUNITY PL HCCLAIMPMT 746003411 910000 | 0.23             | -                 | -           | -          | -                | 0.23              |            |
| 2/21/2024 | UHC COMMUNITY PL HCCLAIMPMT 746003411 910000 | 7.32             | -                 | -           | -          | -                | 7.32              |            |
| 2/21/2024 | NOVITAS SOLUTION HCCLAIMPMT 675663 420000124 | 69,375.83        | -                 | -           | -          | -                | 69,375.83         |            |
| 2/20/2024 | HNB - ECHO HCCLAIMPMT 746003411 440000279183 | 9,157.30         | -                 | -           | -          | -                | 9,157.30          |            |
| 2/20/2024 | UHC COMMUNITY PL HCCLAIMPMT 746003411 910000 | 2,053.04         | -                 | -           | -          | -                | 2,053.04          |            |
| 2/20/2024 | HEALTH HUMAN SVC HCCLAIMPMT 17460034113006 2 | 973.47           | -                 | -           | -          | -                | 973.47            |            |
| 2/16/2024 | HEALTH HUMAN SVC HCCLAIMPMT 17460034113006 2 | 299.40           | -                 | -           | -          | -                | 299.40            |            |
| 2/15/2024 | WIRE OUT CANTEX HEALTH CARE CENTERS III      | -                | -                 | -           | -          | -                | -                 |            |
| 2/14/2024 | Deposit                                      | 6,618.30         | -                 | -           | -          | -                | 6,618.30          |            |
| 2/14/2024 | HEALTH HUMAN SVC HCCLAIMPMT 17460034113006 2 | 2,507.80         | -                 | -           | -          | -                | 2,507.80          |            |
| 2/13/2024 | HNB - ECHO HCCLAIMPMT 746003411 440000219050 | 3,400.88         | -                 | -           | -          | -                | 3,400.88          |            |
| 2/12/2024 | UHC COMMUNITY PL HCCLAIMPMT 746003411 910000 | 43.22            | -                 | -           | -          | -                | 43.22             |            |
|           |  | <b>87,459.41</b> | <b>131,739.23</b> |             |            |                  | <b>131,739.23</b> |            |

| Solers at West Houston | Transfer-Out                                 | Transfer-In      | MMC PORTION       |             |            |                  |                   | NH PORTION |
|------------------------|--|------------------|-------------------|-------------|------------|------------------|-------------------|------------|
|                        |  |                  | QIPP/Comp1        | QIPP/Comp 2 | QIPP/Comp3 | QIPP/Comp4&Lapse | QIPP TI           |            |
| 2/23/2024              | MANAGEANDNET1718 MNS PMNT 00000000002482 41  | 4,095.00         | -                 | -           | -          | -                | 4,095.00          |            |
| 2/23/2024              | HNB - ECHO HCCLAIMPMT 746003411 440000241890 | 2,646.27         | -                 | -           | -          | -                | 2,646.27          |            |
| 2/23/2024              | UHC COMMUNITY PL HCCLAIMPMT 746003411 910000 | 271.51           | -                 | -           | -          | -                | 271.51            |            |
| 2/23/2024              | UHC COMMUNITY PL HCCLAIMPMT 746003411 910000 | 21,395.62        | -                 | -           | -          | -                | 21,395.62         |            |
| 2/22/2024              | HNB - ECHO HCCLAIMPMT 746003411 440000204551 | 12,233.89        | -                 | -           | -          | -                | 12,233.89         |            |
| 2/22/2024              | HNB - ECHO HCCLAIMPMT 746003411 440000204252 | 643.93           | -                 | -           | -          | -                | 643.93            |            |
| 2/22/2024              | NOVITAS SOLUTION HCCLAIMPMT 676310 420000195 | 25,503.04        | -                 | -           | -          | -                | 25,503.04         |            |
| 2/22/2024              | HEALTH HUMAN SVC HCCLAIMPMT 17460034113007 2 | 3,627.63         | -                 | -           | -          | -                | 3,627.63          |            |
| 2/21/2024              | Deposit                                      | 13,327.67        | -                 | -           | -          | -                | 13,327.67         |            |
| 2/21/2024              | MANAGEANDNET1718 MNS PMNT 00000000002482 41  | 6,142.50         | -                 | -           | -          | -                | 6,142.50          |            |
| 2/21/2024              | HNB - ECHO HCCLAIMPMT 746003411 440000262586 | 5,400.00         | -                 | -           | -          | -                | 5,400.00          |            |
| 2/21/2024              | HNB - ECHO HCCLAIMPMT 746003411 440000262326 | 28,068.10        | -                 | -           | -          | -                | 28,068.10         |            |
| 2/21/2024              | NOVITAS SOLUTION HCCLAIMPMT 676310 420000124 | 231,080.04       | -                 | -           | -          | -                | 231,080.04        |            |
| 2/21/2024              | HUMANA INS CO HCCLAIMPMT 41916461 8300005824 | 395.00           | -                 | -           | -          | -                | 395.00            |            |
| 2/21/2024              | HEALTH HUMAN SVC HCCLAIMPMT 17460034113007 2 | 21,441.53        | -                 | -           | -          | -                | 21,441.53         |            |
| 2/20/2024              | HNB - ECHO HCCLAIMPMT 746003411 440000279183 | 3,528.36         | -                 | -           | -          | -                | 3,528.36          |            |
| 2/16/2024              | HNB - ECHO HCCLAIMPMT 746003411 440000240200 | 1,764.18         | -                 | -           | -          | -                | 1,764.18          |            |
| 2/16/2024              | HNB - ECHO HCCLAIMPMT 746003411 440000240577 | 2,984.64         | -                 | -           | -          | -                | 2,984.64          |            |
| 2/16/2024              | HNB - ECHO HCCLAIMPMT 746003411 440000240577 | 1,192.27         | -                 | -           | -          | -                | 1,192.27          |            |
| 2/16/2024              | UnitedHealthcare HCCLAIMPMT 746003411 124384 | 8,100.00         | -                 | -           | -          | -                | 8,100.00          |            |
| 2/16/2024              | UHC COMMUNITY PL HCCLAIMPMT 746003411 910000 | 26.20            | -                 | -           | -          | -                | 26.20             |            |
| 2/15/2024              | Enhanced Analysis Ch                         | 97.83            | -                 | -           | -          | -                | 97.83             |            |
| 2/15/2024              | WIRE OUT CANTEX HEALTH CARE CENTERS III      | 86,889.97        | -                 | -           | -          | -                | 86,889.97         |            |
| 2/15/2024              | HNB - ECHO HCCLAIMPMT 746003411 440000201654 | 3,087.31         | -                 | -           | -          | -                | 3,087.31          |            |
| 2/14/2024              | Deposit                                      | 2,319.65         | -                 | -           | -          | -                | 2,319.65          |            |
| 2/14/2024              | HNB - ECHO HCCLAIMPMT 746003411 440000257549 | 4,851.49         | -                 | -           | -          | -                | 4,851.49          |            |
| 2/14/2024              | HNB - ECHO HCCLAIMPMT 746003411 440000258043 | 5,817.99         | -                 | -           | -          | -                | 5,817.99          |            |
| 2/14/2024              | UHC COMMUNITY PL HCCLAIMPMT 746003411 910000 | 800.00           | -                 | -           | -          | -                | 800.00            |            |
| 2/14/2024              | HUMANA CHA DISB HCCLAIMPMT 41522307 42000012 | 9,085.00         | -                 | -           | -          | -                | 9,085.00          |            |
| 2/13/2024              | UHC COMMUNITY PL HCCLAIMPMT 746003411 910000 | 2,800.00         | -                 | -           | -          | -                | 2,800.00          |            |
| 2/13/2024              | HUMANA INS CO HCCLAIMPMT 41318543 8300005472 | 5,115.00         | -                 | -           | -          | -                | 5,115.00          |            |
| 2/13/2024              | HUMANA INS CO HCCLAIMPMT 41318542 8300005472 | 6,510.00         | -                 | -           | -          | -                | 6,510.00          |            |
| 2/13/2024              | HUMANA CHA DISB HCCLAIMPMT 41422637 42000012 | 8,010.00         | -                 | -           | -          | -                | 8,010.00          |            |
| 2/13/2024              | HUMANA CHA DISB HCCLAIMPMT 41422636 42000012 | 4,550.00         | -                 | -           | -          | -                | 4,550.00          |            |
| 2/12/2024              | UnitedHealthcare HCCLAIMPMT 746003411 124384 | 2,528.68         | -                 | -           | -          | -                | 2,528.68          |            |
|                        |  | <b>86,987.80</b> | <b>449,342.50</b> |             |            |                  | <b>449,342.50</b> |            |

TOTALS

|                   |                     |  |  |  |  |  |                     |
|-------------------|---------------------|--|--|--|--|--|---------------------|
| <b>615,481.98</b> | <b>1,434,269.28</b> |  |  |  |  |  | <b>1,434,269.28</b> |
|-------------------|---------------------|--|--|--|--|--|---------------------|

Balances Overview

| Account Name   |                       |                       |                       |                       |
|--|-----------------------|-----------------------|-----------------------|-----------------------|
| *4357 MEMORIAL MEDICAL CENTER - OPERATING                | \$1,324,445.72        | \$1,538,712.90        | \$1,324,445.72        | \$1,199,766.86        |
| *4365 MEMORIAL MEDICAL CENTER - CLINIC SERIES 2014       | \$541.86              | \$541.86              | \$541.86              | \$541.86              |
| *4373 MEMORIAL MEDICAL CENTER - PRIVATE WAIVER CLEARING  | \$436.21              | \$436.21              | \$436.21              | \$436.21              |
| *4381 MEMORIAL MEDICAL CENTER / NH ASHFORD ✓             | \$168,181.61 ✓        | \$220,641.82 ✓        | \$168,181.61          | \$114,604.01          |
| *4403 MEMORIAL MEDICAL CENTER / NH BROADMOOR ✓           | \$333,296.72 ✓        | \$376,733.20 ✓        | \$333,296.72          | \$319,979.16          |
| *4411 MEMORIAL MEDICAL CENTER / NH CRESCENT ✓            | \$352,765.91 ✓        | \$375,719.33 ✓        | \$352,765.91          | \$308,251.68          |
| *4438 MEMORIAL MEDICAL CENTER / SOLERA AT WEST HOUSTON ✓ | \$449,621.45 ✓        | \$474,858.56 ✓        | \$449,621.45          | \$421,213.05          |
| *4446 MEMORIAL MEDICAL CENTER / NH FORT BEND ✓           | \$131,940.60 ✓        | \$152,502.63 ✓        | \$131,940.60          | \$94,638.16           |
| *4454 MEMORIAL MEDICAL / NH GOLDEN CREEK HEALTHCARE      | \$364,368.48          | \$364,368.48          | \$364,368.48          | \$178,289.96          |
| *5433 MMC -NH GULF POINTE PLAZA - PRIVATE PAY            | \$332.23              | \$395.67              | \$332.23              | \$332.23              |
| *5441 MMC -NH GULF POINTE PLAZA - MEDICARE/MEDICAID      | \$121,286.18          | \$134,176.67          | \$121,286.18          | \$96,710.66           |
| *5506 MMC -NH BETHANY SENIOR LIVING                      | \$561,536.89          | \$561,536.89          | \$561,536.89          | \$247,514.22          |
| *3407 MMC -NH TUSCANY VILLAGE                            | \$386,817.54          | \$423,374.78          | \$386,817.54          | \$175,299.77          |
| *3660 MMC -BETHANY SR LIVING - DACA                      | \$100.00              | \$100.00              | \$100.00              | \$100.00              |
| *2998 MMC -MONEY MARKET FUND                             | \$606,605.19          | \$606,605.19          | \$606,605.19          | \$606,605.19          |
| <b>Total Balance</b>                                     | <b>\$4,802,276.59</b> | <b>\$5,230,704.19</b> | <b>\$4,802,276.59</b> | <b>\$3,764,283.02</b> |



Memorial Medical Center  
 Nursing Home UPL  
 Weekly Nexion Transfer  
 Prosperity Accounts  
 2/26/2024

| Nursing Home | Account Number | Previous Beginning Balance | Transfer-Out | Transfer-In | Pending Deposits | Today's Beginning Balance         | Amount to Be Transferred to Nursing Home |
|--------------|----------------|----------------------------|--------------|-------------|------------------|-----------------------------------|--|
| Golden Creek | -              | 35,326.78                  | 36,368.90    | 365,410.60  |                  | 364,368.48                        | 292,125.43                               |
|              |                |                            |              |             |                  | Bank Balance Variance             | 364,368.48                               |
|              |                |                            |              |             |                  | Leave in Balance                  | 100.00                                   |
|              |                |                            |              |             |                  | Year 6 Interim Allocation Payment | 71,896.17                                |
|              |                |                            |              |             |                  | January Interest                  | 245.88                                   |
|              |                |                            |              |             |                  | Adjust Balance/Transfer Amt       | 292,125.43                               |

Note: Only balances of over \$5,000 will be transferred to the nursing home.  
 Note 2: Each account has a base balance of \$100 that MMC deposited to open account.

Approved: Andrew De Los Santos  
 ANDREW DE LOS SANTOS 2/26/2024

APPROVED ON  
 FEB 26 2024  
 BY COUNTY AUDITOR  
 CALHOUN COUNTY, TEXAS

Golden Creek ✓

2/23/2024 TSYS/TRANSFIRST CR CD DEP 543684555876917 91  
 2/23/2024 Centene Managem ACH 008765433514 1110000292  
 2/23/2024 NOVITAS SOLUTION HCCLAIMPMT 676097 420000136  
 2/23/2024 HEALTH HUMAN SVC HCCLAIMPMT 17460034113011 2  
 2/22/2024 NOVITAS SOLUTION HCCLAIMPMT 676097 420000195  
 2/22/2024 AETNA AS01 HCCLAIMPMT 1588075964 51000019463  
 2/21/2024 Deposit  
 2/21/2024 HNB - ECHO HCCLAIMPMT 746003411 440000263199  
 2/21/2024 GOLDENCREEKHEALT MERC DEP 1220356 9100001605  
 2/16/2024 TSYS/TRANSFIRST CR CD DEP 543684555876917 91  
 2/16/2024 GOLDENCREEKHEALT MERC DEP 1220356 9100001024  
 2/15/2024 WIRE OUT NEXION HEALTH d/b/a GOLDEN CREEK HC  
 2/15/2024 GOLDENCREEKHEALT MERC DEP 1220356 9100001078  
 2/14/2024 Deposit  
 2/14/2024 GOLDENCREEKHEALT MERC DEP 1220356 9100001242  
 2/14/2024 AETNA AS01 HCCLAIMPMT 1588075964 51000012231  
 2/13/2024 GOLDENCREEKHEALT ELEC DEBIT 1220356 91000014  
 2/13/2024 Am Health TX PAYMENT 21531 84307030006670  
 2/12/2024 TSYS/TRANSFIRST CR CD DEP 543684555876917 91

| Transfer-Out | Transfer-In | MMC PORTION |             |            |                                 | NH PORTION |
|--------------|-------------|-------------|-------------|------------|---------------------------------|------------|
|              |             | QIPP/Comp1  | QIPP/Comp 2 | QIPP/Comp3 | QIPP/Comp4<br>&Lapse<br>QIPP TI |            |
| -            | 1,338.12    | -           | -           | -          | -                               | 1,338.12   |
| -            | 179,740.43  | -           | -           | -          | 71,896.17                       | 107,844.26 |
| -            | 1,419.58    | -           | -           | -          | -                               | 1,419.58   |
| -            | 3,580.39    | -           | -           | -          | -                               | 3,580.39   |
| -            | 44,687.81   | -           | -           | -          | -                               | 44,687.81  |
| -            | 2,925.00    | -           | -           | -          | -                               | 2,925.00   |
| -            | 8,930.56    | -           | -           | -          | -                               | 8,930.56   |
| -            | 4,026.59    | -           | -           | -          | -                               | 4,026.59   |
| -            | 3,217.85    | -           | -           | -          | -                               | 3,217.85   |
| -            | 12,635.00   | -           | -           | -          | -                               | 12,635.00  |
| -            | 1,066.95    | -           | -           | -          | -                               | 1,066.95   |
| 34,979.90    | -           | -           | -           | -          | -                               | -          |
| -            | 1,072.00    | -           | -           | -          | -                               | 1,072.00   |
| -            | 82,010.14   | -           | -           | -          | -                               | 82,010.14  |
| -            | 1,321.00    | -           | -           | -          | -                               | 1,321.00   |
| -            | 2,600.00    | -           | -           | -          | -                               | 2,600.00   |
| 1,389.00     | -           | -           | -           | -          | -                               | -          |
| -            | 14,500.00   | -           | -           | -          | -                               | 14,500.00  |
| -            | 339.18      | -           | -           | -          | -                               | 339.18     |
| 36,368.90    | 365,410.60  | -           | -           | -          | 71,896.17                       | 293,514.43 |



## Balances Overview

| Account Name   |                       |                       |                       |                       |
|--|-----------------------|-----------------------|-----------------------|-----------------------|
| *4357 MEMORIAL<br>MEDICAL CENTER -<br>OPERATING                  | \$1,324,445.72        | \$1,538,712.90        | \$1,324,445.72        | \$1,199,766.86        |
| *4365 MEMORIAL<br>MEDICAL CENTER -<br>CLINIC SERIES 2014         | \$541.86              | \$541.86              | \$541.86              | \$541.86              |
| *4373 MEMORIAL<br>MEDICAL CENTER -<br>PRIVATE WAIVER<br>CLEARING | \$436.21              | \$436.21              | \$436.21              | \$436.21              |
| *4381 MEMORIAL<br>MEDICAL CENTER /<br>NH ASHFORD                 | \$168,181.61          | \$220,641.82          | \$168,181.61          | \$114,604.01          |
| *4403 MEMORIAL<br>MEDICAL CENTER /<br>NH BROADMOOR               | \$333,296.72          | \$376,733.20          | \$333,296.72          | \$319,979.16          |
| *4411 MEMORIAL<br>MEDICAL CENTER /<br>NH CRESCENT                | \$352,765.91          | \$375,719.33          | \$352,765.91          | \$308,251.68          |
| *4438 MEMORIAL<br>MEDICAL CENTER /<br>SOLERA AT WEST<br>HOUSTON  | \$449,621.45          | \$474,858.56          | \$449,621.45          | \$421,213.05          |
| *4446 MEMORIAL<br>MEDICAL CENTER /<br>NH FORT BEND               | \$131,940.60          | \$152,502.63          | \$131,940.60          | \$94,638.16           |
| *4454 MEMORIAL<br>MEDICAL / NH<br>GOLDEN CREEK<br>HEALTHCARE ✓   | \$364,368.48 ✓        | \$364,368.48          | \$364,368.48          | \$178,289.96          |
| *5433 MMC -NH GULF<br>POINTE PLAZA -<br>PRIVATE PAY              | \$332.23              | \$395.67              | \$332.23              | \$332.23              |
| *5441 MMC -NH GULF<br>POINTE PLAZA -<br>MEDICARE/MEDICAID        | \$121,286.18          | \$134,176.67          | \$121,286.18          | \$96,710.66           |
| *5506 MMC -NH<br>BETHANY SENIOR<br>LIVING                        | \$561,536.89          | \$561,536.89          | \$561,536.89          | \$247,514.22          |
| *3407 MMC -NH<br>TUSCANY VILLAGE                                 | \$386,817.54          | \$423,374.78          | \$386,817.54          | \$175,299.77          |
| *3660 MMC -BETHANY<br>SR LIVING - DACA                           | \$100.00              | \$100.00              | \$100.00              | \$100.00              |
| *2998 MMC -MONEY<br>MARKET FUND                                  | \$606,605.19          | \$606,605.19          | \$606,605.19          | \$606,605.19          |
| <b>Total Balance</b>   | <b>\$4,802,276.59</b> | <b>\$5,230,704.19</b> | <b>\$4,802,276.59</b> | <b>\$3,764,283.02</b> |

Memorial Medical Center  
 Nursing Home UPL  
 Weekly HMG Transfer  
 Prosperity Accounts  
 2/26/2024

| Nursing Home                   | Account Number | Previous Beginning Balance | Transfer-Out | Transfer-In | Cks Cleared | Pending Deposits | Today's Beginning Balance | Amount to Be Transferred to Nursing Home |
|--------------------------------|----------------|----------------------------|--------------|-------------|-------------|------------------|---------------------------|--|
| Gulf Pointe Plaza- Private Pay |                | 14,034.88                  | 13,934.88    | 232.23      |             |                  | 332.23                    | no transfer                              |
|                                |                |                            |              |             |             | Bank Balance     | 332.23                    |  |
|                                |                |                            |              |             |             | Variance         |                           |  |
|                                |                |                            |              |             |             | Leave in Balance | 100.00                    |  |

Adjust Balance/Transfer Amt 232.23

| Nursing Home                        | Account Number | Previous Beginning Balance | Transfer-Out | Transfer-In | Cks Cleared | Pending Deposits | Today's Beginning Balance | Amount to Be Transferred to Nursing Home |
|-------------------------------------|----------------|----------------------------|--------------|-------------|-------------|------------------|---------------------------|--|
| Gulf Pointe Plaza-Medicare/Medicaid |                | 46,908.95                  | 46,808.95    | 121,186.18  |             |                  | 121,286.18                | 121,186.18                               |
|                                     |                |                            |              |             |             | Bank Balance     | 121,286.18                |  |
|                                     |                |                            |              |             |             | Variance         |                           |  |
|                                     |                |                            |              |             |             | Leave in Balance | 100.00                    |  |

Adjust Balance/Transfer Amt 121,186.18

Routing Information for Gulf Pointe Plaza:

**TOTAL TRANSFERS** 121,418.41

Note: Only balances of over \$5,000 will be transferred to the nursing home.  
 Note 2: Each account has a base balance of \$100 that MMC deposited to open account.

Approved: Andrew De Los Santos  
 ANDREW DE LOS SANTOS 2/26/2024

**APPROVED ON**  
**FEB 26 2024**

**BY COUNTY AUDITOR**  
**CALHOUN COUNTY, TEXAS**



**Gulf Pointe Plaza-Private Pay**

2/22/2024 HNB - ECHO HCCLAIMPMT 746003411 440000204252  
 2/15/2024 WIRE OUT HMG Rockport SNF, LP -Commerical

| Transfer-Out     | Transfer-In   | MMC PORTION |             |            |                   |         | NH PORTION    |
|------------------|---------------|-------------|-------------|------------|-------------------|---------|---------------|
|                  |               | QIPP/Comp1  | QIPP/Comp 2 | QIPP/Comp3 | QIPP/Comp4 &Lapse | QIPP TI |               |
| -                | 232.23        | -           | -           | -          | -                 | -       | 232.23        |
| 13,934.88        | -             | -           | -           | -          | -                 | -       | -             |
| <b>13,934.88</b> | <b>232.23</b> | -           | -           | -          | -                 | -       | <b>232.23</b> |

**Gulf Pointe Plaza-Medicare/Medicaid**

2/23/2024 MERCHANT BANKCD DEPOSIT 496478518889 9100001  
 2/23/2024 WPS-TMEP CONTRAC HCCLAIMPMT 2502869759 21000  
 2/23/2024 NORIDIAN J3A HCCLAIMPMT 675892 4200001964439  
 2/22/2024 NORIDIAN J3A HCCLAIMPMT 675892 4200001260703  
 2/21/2024 Deposit  
 2/21/2024 MERCHANT BANKCD DEPOSIT 496478518889 9100001  
 2/16/2024 MERCHANT BANKCD DEPOSIT 496478518889 9100001  
 2/15/2024 WIRE OUT HMG Rockport SNF, LP - Commerical  
 2/14/2024 MERCHANT BANKCD DEPOSIT 496478518889 9100001

| Transfer-Out     | Transfer-In       | MMC PORTION |             |            |                   |         | NH PORTION        |
|------------------|-------------------|-------------|-------------|------------|-------------------|---------|-------------------|
|                  |                   | QIPP/Comp1  | QIPP/Comp 2 | QIPP/Comp3 | QIPP/Comp4 &Lapse | QIPP TI |                   |
| -                | 1,665.00          | -           | -           | -          | -                 | -       | 1,665.00          |
| -                | 141.52            | -           | -           | -          | -                 | -       | 141.52            |
| -                | 22,769.00         | -           | -           | -          | -                 | -       | 22,769.00         |
| -                | 65,492.31         | -           | -           | -          | -                 | -       | 65,492.31         |
| -                | 22,108.10         | -           | -           | -          | -                 | -       | 22,108.10         |
| -                | 493.90            | -           | -           | -          | -                 | -       | 493.90            |
| -                | 8,333.00          | -           | -           | -          | -                 | -       | 8,333.00          |
| 46,808.95        | -                 | -           | -           | -          | -                 | -       | -                 |
| -                | 183.35            | -           | -           | -          | -                 | -       | 183.35            |
| <b>46,808.95</b> | <b>121,186.18</b> | -           | -           | -          | -                 | -       | <b>121,186.18</b> |
| <b>60,743.83</b> | <b>121,418.41</b> | -           | -           | -          | -                 | -       | <b>121,418.41</b> |

Balances Overview

| Account Name  |                       |                       |                       |                       |
|---|-----------------------|-----------------------|-----------------------|-----------------------|
| *4357 MEMORIAL MEDICAL CENTER - OPERATING               | \$1,324,445.72        | \$1,538,712.90        | \$1,324,445.72        | \$1,199,766.86        |
| *4365 MEMORIAL MEDICAL CENTER - CLINIC SERIES 2014      | \$541.86              | \$541.86              | \$541.86              | \$541.86              |
| *4373 MEMORIAL MEDICAL CENTER - PRIVATE WAIVER CLEARING | \$436.21              | \$436.21              | \$436.21              | \$436.21              |
| *4381 MEMORIAL MEDICAL CENTER / NH ASHFORD              | \$168,181.61          | \$220,641.82          | \$168,181.61          | \$114,604.01          |
| *4403 MEMORIAL MEDICAL CENTER / NH BROADMOOR            | \$333,296.72          | \$376,733.20          | \$333,296.72          | \$319,979.16          |
| *4411 MEMORIAL MEDICAL CENTER / NH CRESCENT             | \$352,765.91          | \$375,719.33          | \$352,765.91          | \$308,251.68          |
| *4438 MEMORIAL MEDICAL CENTER / SOLERA AT WEST HOUSTON  | \$449,621.45          | \$474,858.56          | \$449,621.45          | \$421,213.05          |
| *4446 MEMORIAL MEDICAL CENTER / NH FORT BEND            | \$131,940.60          | \$152,502.63          | \$131,940.60          | \$94,638.16           |
| *4454 MEMORIAL MEDICAL / NH GOLDEN CREEK HEALTHCARE     | \$364,368.48          | \$364,368.48          | \$364,368.48          | \$178,289.96          |
| *5433 MMC -NH GULF POINTE PLAZA - PRIVATE PAY ✓         | \$332.23 ✓            | \$395.67              | \$332.23              | \$332.23              |
| *5441 MMC -NH GULF POINTE PLAZA - MEDICARE/MEDICAID ✓   | \$121,286.18 ✓        | \$134,176.67          | \$121,286.18          | \$96,710.66           |
| *5506 MMC -NH BETHANY SENIOR LIVING                     | \$561,536.89          | \$561,536.89          | \$561,536.89          | \$247,514.22          |
| *3407 MMC -NH TUSCANY VILLAGE                           | \$386,817.54          | \$423,374.78          | \$386,817.54          | \$175,299.77          |
| *3680 MMC -BETHANY SR LIVING - DACA                     | \$100.00              | \$100.00              | \$100.00              | \$100.00              |
| *2998 MMC -MONEY MARKET FUND                            | \$606,605.19          | \$606,605.19          | \$606,605.19          | \$606,605.19          |
| <b>Total Balance</b>                                    | <b>\$4,802,276.59</b> | <b>\$5,230,704.19</b> | <b>\$4,802,276.59</b> | <b>\$3,764,283.02</b> |



Memorial Medical Center  
 Nursing Home UPL  
 Weekly Tuscany Transfer  
 Prosperity Accounts  
 2/26/2024

| Nursing Home    | Account Number | Previous Beginning Balance | Transfer-Out | Transfer-In | Cks Cleared | Pending Deposits       | Today's Beginning Balance | Amount to Be Transferred to Nursing Home |
|-----------------|----------------|----------------------------|--------------|-------------|-------------|------------------------|---------------------------|--|
| Tuscany Village |                | 33,629.69                  | 33,529.69    | 386,717.54  |             |                        | 386,817.54                | 386,183.37                               |
|                 |                |                            |              |             |             | Bank Balance Variance  | 386,817.54                |  |
|                 |                |                            |              |             |             | Leave in Balance       | 100.00                    |  |
|                 |                |                            |              |             |             | Molina Y6 Adjustment 1 | 534.17                    |  |

Adjust Balance/Transfer Amt 386,183.37

Approved: *Andrew De Los Santos*  
 ANDREW DE LOS SANTOS 2/26/2024

Note: Only balances of over \$5,000 will be transferred to the nursing home.  
 Note 2: Each account has a base balance of \$100 that MMC deposited to open account.

APPROVED ON  
 FEB 26 2024  
 BY COUNTY AUDITOR  
 CALHOUN COUNTY, TEXAS

| MMC PORTION |             |             |                   |         |
|-------------|-------------|-------------|-------------------|---------|
| QIPP/Comp 1 | QIPP/Comp 2 | QIPP/Comp 3 | QIPP/Comp 4&Lapse | QIPP TI |

Tuscany Village ✓

| Transfer-Out | Transfer-In  | QIPP/Comp 1 | QIPP/Comp 2 | QIPP/Comp 3 | QIPP/Comp 4&Lapse | QIPP TI | NH PORTION   |
|--------------|--------------|-------------|-------------|-------------|-------------------|---------|--------------|
| -            | 6,739.17     | -           | -           | -           | -                 | -       | 6,739.17     |
| -            | 204,778.60   | -           | -           | -           | -                 | -       | 204,778.60   |
| -            | 25,274.10    | -           | -           | -           | -                 | -       | 25,274.10    |
| -            | 36,626.34    | -           | -           | -           | -                 | -       | 36,626.34    |
| -            | 51,056.35    | -           | -           | -           | -                 | -       | 51,056.35    |
| 33,529.69 ✓  | -            | -           | -           | -           | -                 | -       | -            |
| -            | 22,907.88    | -           | -           | -           | -                 | -       | 22,907.88    |
| -            | 942.00       | -           | -           | -           | -                 | -       | 942.00       |
| -            | 1,919.94     | -           | -           | -           | -                 | -       | 1,919.94     |
| -            | 28,080.77    | -           | -           | -           | -                 | -       | 28,080.77    |
| -            | 8,392.39     | -           | -           | -           | -                 | -       | 8,392.39     |
| 33,529.69 ✓  | 386,717.54 ✓ | -           | -           | -           | -                 | -       | 386,717.54 ✓ |



## Balances Overview

| Account Name   |                       |                       |                       |                       |
|--|-----------------------|-----------------------|-----------------------|-----------------------|
| *4357 MEMORIAL<br>MEDICAL CENTER -<br>OPERATING                  | \$1,324,445.72        | \$1,538,712.90        | \$1,324,445.72        | \$1,199,766.86        |
| *4365 MEMORIAL<br>MEDICAL CENTER -<br>CLINIC SERIES 2014         | \$541.86              | \$541.86              | \$541.86              | \$541.86              |
| *4373 MEMORIAL<br>MEDICAL CENTER -<br>PRIVATE WAIVER<br>CLEARING | \$436.21              | \$436.21              | \$436.21              | \$436.21              |
| *4381 MEMORIAL<br>MEDICAL CENTER /<br>NH ASHFORD                 | \$168,181.61          | \$220,641.82          | \$168,181.61          | \$114,604.01          |
| *4403 MEMORIAL<br>MEDICAL CENTER /<br>NH BROADMOOR               | \$333,296.72          | \$376,733.20          | \$333,296.72          | \$319,979.16          |
| *4411 MEMORIAL<br>MEDICAL CENTER /<br>NH CRESCENT                | \$352,765.91          | \$375,719.33          | \$352,765.91          | \$308,251.68          |
| *4438 MEMORIAL<br>MEDICAL CENTER /<br>SOLERA AT WEST<br>HOUSTON  | \$449,621.45          | \$474,858.56          | \$449,621.45          | \$421,213.05          |
| *4446 MEMORIAL<br>MEDICAL CENTER /<br>NH FORT BEND               | \$131,940.60          | \$152,502.63          | \$131,940.60          | \$94,638.16           |
| *4454 MEMORIAL<br>MEDICAL / NH<br>GOLDEN CREEK<br>HEALTHCARE     | \$364,368.48          | \$364,368.48          | \$364,368.48          | \$178,289.96          |
| *5433 MMC -NH GULF<br>POINTE PLAZA -<br>PRIVATE PAY              | \$332.23              | \$395.67              | \$332.23              | \$332.23              |
| *5441 MMC -NH GULF<br>POINTE PLAZA -<br>MEDICARE/MEDICAID        | \$121,286.18          | \$134,176.67          | \$121,286.18          | \$96,710.66           |
| *5506 MMC -NH<br>BETHANY SENIOR<br>LIVING                        | \$561,536.89          | \$561,536.89          | \$561,536.89          | \$247,514.22          |
| *3407 MMC -NH<br>TUSCANY VILLAGE ✓                               | \$386,817.54 ✓        | \$423,374.78          | \$386,817.54          | \$175,299.77          |
| *3660 MMC -BETHANY<br>SR LIVING - DACA                           | \$100.00              | \$100.00              | \$100.00              | \$100.00              |
| *2998 MMC -MONEY<br>MARKET FUND                                  | \$606,605.19          | \$606,605.19          | \$606,605.19          | \$606,605.19          |
| <b>Total Balance</b>   | <b>\$4,802,276.59</b> | <b>\$5,230,704.19</b> | <b>\$4,802,276.59</b> | <b>\$3,764,283.02</b> |

Memorial Medical Center  
 Nursing Home UPL  
 Weekly HSLTransfer  
 Prosperity Accounts  
 2/26/2024

| Account Number                        | Previous Beginning Balance | Transfer-Out | Transfer-In | Cks Cleared | Pending Medicare Repayment        | Today's Beginning Balance | Amount to Be Transferred to Nursing Home |
|---------------------------------------|----------------------------|--------------|-------------|-------------|-----------------------------------|---------------------------|--|
| Nursing Home<br>Bethany Senior Living | 70,283.14                  | 69,922.27    | 561,176.02  |             |                                   | 561,536.89                | 492,176.19                               |
|                                       |                            |              |             |             | Bank Balance                      | 561,536.89                |  |
|                                       |                            |              |             |             | Variance                          | -                         |  |
|                                       |                            |              |             |             | Leave in Balance                  | 100.00                    |  |
|                                       |                            |              |             |             | Year 6 Interim Allocation Payment | 68,999.83                 |  |
|                                       |                            |              |             |             | January Interest                  | 260.87                    |  |
|                                       |                            |              |             |             | Adjust Balance/Transf(er) Amt     | 492,176.19                |  |

Note: Only balances of over \$5,000 will be transferred to the nursing home.  
 Note 2: Each account has a base balance of \$100 that MMC deposited to open account.

Approved: Andrew De los Santos  
 ANDREW DE LOS SANTOS 2/26/2024

APPROVED ON

FEB 26 2024

BY COUNTY AUDITOR  
 CALHOUN COUNTY, TEXAS



Bethany Senior Living

MMC PORTION

|  | Transfer-Out | Transfer-In | QIPP/Comp1 | QIPP/Comp 2 | QIPP/Comp3 | QIPP/Comp4&Lapse | QIPP TI   | NH PORTION |
|--|--------------|-------------|------------|-------------|------------|------------------|-----------|------------|
| 2/23/2024 NDC SWEEP FAC K236 31316968462196 SWEEP FR   | -            | 3,369.75    | -          | -           | -          | -                | -         | 3,369.75   |
| 2/23/2024 HOSPICE OF SOUTH Payments NF 113127650042109 | -            | 1,826.96    | -          | -           | -          | -                | -         | 1,826.96   |
| 2/23/2024 HNB - ECHO HCCLAIMPMT 746003411 440000242425 | -            | 369.28      | -          | -           | -          | -                | -         | 369.28     |
| 2/23/2024 Centene Managem ACH 008765433514 1110000292  | -            | 197,142.36  | -          | -           | -          | -                | 68,999.83 | 128,142.53 |
| 2/23/2024 NOVITAS SOLUTION HCCLAIMPMT 676481 420000136 | -            | 111,314.32  | -          | -           | -          | -                | -         | 111,314.32 |
| 2/22/2024 Deposit                                      | -            | 5,225.39    | -          | -           | -          | -                | -         | 5,225.39   |
| 2/22/2024 Deposit                                      | -            | 11,574.99   | -          | -           | -          | -                | -         | 11,574.99  |
| 2/22/2024 Deposit                                      | -            | 1,921.20    | -          | -           | -          | -                | -         | 1,921.20   |
| 2/22/2024 HEALTH HUMAN SVC HCCLAIMPMT 17460034113016 2 | -            | 2,605.96    | -          | -           | -          | -                | -         | 2,605.96   |
| 2/21/2024 Deposit                                      | -            | 27,964.45   | -          | -           | -          | -                | -         | 27,964.45  |
| 2/20/2024 Deposit                                      | -            | 9,416.91    | -          | -           | -          | -                | -         | 9,416.91   |
| 2/16/2024 HOSPICE OF SOUTH Payments NF 113122650025507 | -            | 1,598.59    | -          | -           | -          | -                | -         | 1,598.59   |
| 2/15/2024 WIRE OUT PORT LAVACA NH, LLC                 | 69,922.27    | -           | -          | -           | -          | -                | -         | -          |
| 2/15/2024 NOVITAS SOLUTION HCCLAIMPMT 676481 420000165 | -            | 18,345.81   | -          | -           | -          | -                | -         | 18,345.81  |
| 2/14/2024 Deposit                                      | -            | 84,803.15   | -          | -           | -          | -                | -         | 84,803.15  |
| 2/14/2024 HEALTH HUMAN SVC HCCLAIMPMT 17460034113016 2 | -            | 565.50      | -          | -           | -          | -                | -         | 565.50     |
| 2/13/2024 Deposit                                      | -            | 71,021.68   | -          | -           | -          | -                | -         | 71,021.68  |
| 2/13/2024 Deposit                                      | -            | 2,368.13    | -          | -           | -          | -                | -         | 2,368.13   |
| 2/13/2024 Deposit                                      | -            | 6,801.82    | -          | -           | -          | -                | -         | 6,801.82   |
| 2/13/2024 Deposit                                      | -            | 1,017.07    | -          | -           | -          | -                | -         | 1,017.07   |
| 2/12/2024 HEALTH HUMAN SVC HCCLAIMPMT 17460034113016 2 | -            | 1,922.70    | -          | -           | -          | -                | -         | 1,922.70   |
|  | 69,922.27    | 561,176.02  | -          | -           | -          | -                | 68,999.83 | 492,176.19 |

Balances Overview

| Account Name  |                       |                       |                       |                       |
|---|-----------------------|-----------------------|-----------------------|-----------------------|
| *4357 MEMORIAL MEDICAL CENTER - OPERATING               | \$1,324,445.72        | \$1,538,712.90        | \$1,324,445.72        | \$1,199,766.86        |
| *4365 MEMORIAL MEDICAL CENTER - CLINIC SERIES 2014      | \$541.86              | \$541.86              | \$541.86              | \$541.86              |
| *4373 MEMORIAL MEDICAL CENTER - PRIVATE WAIVER CLEARING | \$436.21              | \$436.21              | \$436.21              | \$436.21              |
| *4381 MEMORIAL MEDICAL CENTER / NH ASHFORD              | \$168,181.61          | \$220,641.82          | \$168,181.61          | \$114,604.01          |
| *4403 MEMORIAL MEDICAL CENTER / NH BROADMOOR            | \$333,296.72          | \$376,733.20          | \$333,296.72          | \$319,979.16          |
| *4411 MEMORIAL MEDICAL CENTER / NH CRESCENT             | \$352,765.91          | \$375,719.33          | \$352,765.91          | \$308,251.68          |
| *4438 MEMORIAL MEDICAL CENTER / SOLERA AT WEST HOUSTON  | \$449,621.45          | \$474,858.56          | \$449,621.45          | \$421,213.05          |
| *4446 MEMORIAL MEDICAL CENTER / NH FORT BEND            | \$131,940.60          | \$152,502.63          | \$131,940.60          | \$94,638.16           |
| *4454 MEMORIAL MEDICAL / NH GOLDEN CREEK HEALTHCARE     | \$364,368.48          | \$364,368.48          | \$364,368.48          | \$178,289.96          |
| *5433 MMC -NH GULF POINTE PLAZA - PRIVATE PAY           | \$332.23              | \$395.67              | \$332.23              | \$332.23              |
| *5441 MMC -NH GULF POINTE PLAZA - MEDICARE/MEDICAID     | \$121,286.18          | \$134,176.67          | \$121,286.18          | \$96,710.66           |
| *5506 MMC -NH BETHANY SENIOR LIVING ✓                   | \$561,536.89 ✓        | \$561,536.89          | \$561,536.89          | \$247,514.22          |
| *3407 MMC -NH TUSCANY VILLAGE                           | \$386,817.54          | \$423,374.78          | \$386,817.54          | \$175,299.77          |
| *3660 MMC -BETHANY SR LIVING - DACA                     | \$100.00              | \$100.00              | \$100.00              | \$100.00              |
| *2998 MMC -MONEY MARKET FUND                            | \$606,605.19          | \$606,605.19          | \$606,605.19          | \$606,605.19          |
| <b>Total Balance</b>                                    | <b>\$4,802,276.59</b> | <b>\$5,230,704.19</b> | <b>\$4,802,276.59</b> | <b>\$3,764,283.02</b> |



MEMORIAL MEDICAL CENTER  
CHECK REQUEST

P Ashford ✓  
A \_\_\_\_\_  
Y \_\_\_\_\_  
E \_\_\_\_\_  
E \_\_\_\_\_

Date Requested: 2/26/2024

FOR ACCT USE ONLY

- Imprest Cash
- A/P Check
- Mail Check to Vendor
- Return Check to Dept

APPROVED ON

FEB 26 2024

BY COUNTY AUDITOR  
CALHOUN COUNTY, TEXAS  
CK#001231

AMOUNT: \$ 817.61 G/L NUMBER: 10255040

EXPLANATION: Molina y 6 Adj 1 Hosp portion

REQUESTED BY: Caitlin Clevenger

AUTHORIZED BY: Andrew DePena

2/26/24

MEMORIAL MEDICAL CENTER  
CHECK REQUEST

P Broadmoor ✓  
A \_\_\_\_\_  
Y \_\_\_\_\_  
E \_\_\_\_\_  
E \_\_\_\_\_

Date Requested: 2/26/2024

FOR ACCT USE ONLY

- Imprest Cash
- A/P Check
- Mail Check to Vendor
- Return Check to Dept

APPROVED ON  
FEB 26 2024

BY COUNTY AUDITOR  
CALHOUN COUNTY, TEXAS  
ck# 0007

AMOUNT: \$ 330.24 ✓ G/L NUMBER: 10255040

EXPLANATION: Molina y 6 Adj 1 Hosp portion

REQUESTED BY: Caitlin Clevenger

AUTHORIZED BY: Andrew DeLoe Santos

2/26/24



MEMORIAL MEDICAL CENTER  
CHECK REQUEST

P Crescent ✓  
A \_\_\_\_\_  
Y \_\_\_\_\_  
E \_\_\_\_\_  
E \_\_\_\_\_

Date Requested: 2/26/2024

FOR ACCT USE ONLY

- Imprest Cash
- A/P Check
- Mail Check to Vendor
- Return Check to Dept

APPROVED ON  
FEB 26 2024

BY COUNTY AUDITOR  
CALHOUN COUNTY, TEXAS  
CL# 00037

AMOUNT: \$ 259.29 G/L NUMBER: 10255040

EXPLANATION: Molina y 6 Adj 1 Hosp portion

REQUESTED BY: Caitlin Clevenger

AUTHORIZED BY: Andrew DePalma

2/26/24

MEMORIAL MEDICAL CENTER  
CHECK REQUEST

P Fort Bend ✓  
A \_\_\_\_\_  
Y \_\_\_\_\_  
E \_\_\_\_\_  
E \_\_\_\_\_

Date Requested: 2/26/2024

FOR ACCT USE ONLY

- Imprest Cash
- A/P Check
- Mail Check to Vendor
- Return Check to Dept

APPROVED ON  
FEB 26 2024

BY COUNTY AUDITOR  
GALHOUN COUNTY, TEXAS

AMOUNT: \$ 307.32 ✓ G/L NUMBER: 10255040

EXPLANATION: Molina y 6 Adj 1 Hosp portion

REQUESTED BY: Caitlin Clevenger

AUTHORIZED BY: Andrew J. [Signature]

2/26/24



MEMORIAL MEDICAL CENTER  
CHECK REQUEST

P Solera ✓  
A \_\_\_\_\_  
Y \_\_\_\_\_  
E \_\_\_\_\_  
E \_\_\_\_\_

Date Requested: 2/26/2024

FOR ACCT USE ONLY

Imprest Cash  
 A/P Check  
 Mail Check to Vendor  
 Return Check to Dept

APPROVED ON  
FEB 26 2024

BY COUNTY AUDITOR  
CALHOUN COUNTY, TEXAS

AMOUNT: \$ 245.26 ✓ *CHIT DUL 292* G/L NUMBER: 10255040

EXPLANATION: Molina y 6 Adj 1 Hosp portion

REQUESTED BY: Caitlin Clevenger

AUTHORIZED BY: Andrew [Signature]

2/26/24

MEMORIAL MEDICAL CENTER  
CHECK REQUEST

P Golden Creek ✓  
A \_\_\_\_\_  
Y \_\_\_\_\_  
E \_\_\_\_\_  
E \_\_\_\_\_

Date Requested: 2/26/2024

APPROVED ON  
FEB 26 2024  
BY COUNTY AUDITOR  
CALHOUN COUNTY, TEXAS  
CK# 000204

FOR ACCT USE ONLY

Imprest Cash  
 A/P Check  
 Mail Check to Vendor  
 Return Check to Dept

AMOUNT: \$ 71,896.17 ✓ G/L NUMBER: 10255040

EXPLANATION: Superior Interim Allocation for Y6 hopsital portion

REQUESTED BY: Caitlin Clevenger

AUTHORIZED BY: Andrew DeBartolotta

2/26/24



MEMORIAL MEDICAL CENTER  
CHECK REQUEST

P Tuscany  
A \_\_\_\_\_  
Y \_\_\_\_\_  
E \_\_\_\_\_  
E \_\_\_\_\_

Date Requested: 2/26/2024

APPROVED ON  
FEB 26 2024  
BY COUNTY AUDITOR  
CALHOUN COUNTY, TEXAS  
CC#1147

FOR ACCT USE ONLY

Imprest Cash  
 A/P Check  
 Mail Check to Vendor  
 Return Check to Dept

AMOUNT: \$ 534.17 G/L NUMBER: 10255040

EXPLANATION: Molina y 6 Adj 1 Hosp portion

REQUESTED BY: Caitlin Clevenger

AUTHORIZED BY: Andrew D. [Signature]

2/26/24

MEMORIAL MEDICAL CENTER  
CHECK REQUEST

P Bethany ✓  
A \_\_\_\_\_  
Y \_\_\_\_\_  
E \_\_\_\_\_  
E \_\_\_\_\_

Date Requested: 2/26/2024

APPROVED ON  
FEB 26 2024

BY COUNTY AUDITOR  
CALHOUN COUNTY, TEXAS  
CLK# 1037

FOR ACCT USE ONLY

Imprest Cash  
 A/P Check  
 Mail Check to Vendor  
 Return Check to Dept

AMOUNT: \$ 68,999.83 ✓ G/L NUMBER: 10255040

EXPLANATION: Superior Interim Allocation for Y6 hopsital portion

REQUESTED BY: Caitlin Clevenger

AUTHORIZED BY: Andrew Estelander


2/26/24



|                        | MMC PORTION |             |            |                  |         |          | NH PORTION |
|------------------------|-------------|-------------|------------|------------------|---------|----------|------------|
|                        | QIPP/Comp1  | QIPP/Comp 2 | QIPP/Comp3 | QIPP/Comp4&Lapse | QIPP TI |          |            |
| Ashford Gardens        | 4,437.90    | 2,236.08    | 579.60     | 880.60           | 19.32   | 817.61   | 3,620.29   |
| Broadmoor              | 1,814.35    | 826.56      | 218.45     | 169.44           | 300.72  | 330.24   | 1,484.11   |
| Crescent               | 1,194.73    | 616.56      | 164.03     | 190.19           | 223.44  | 259.29   | 935.44     |
| Fort Bend              | 1,842.87    | 698.88      | 181.44     | 272.16           | 253.68  | 307.32   | 1,535.55   |
| Solera at West Houston | 1,423.06    | 670.32      | 173.04     | 263.50           | 5.80    | 245.26   | 1,177.80   |
| Tuscany Village        | 2,901.23    | 1,322.16    | 311.44     | 380.97           | 480.48  | 534.17   | 2,367.06   |
|                        |             |             |            |                  |         | 2,493.89 | 11,120.25  |







MMC PORTION

|  | <u>Transfer-Out</u> | <u>Transfer-In</u> | QIPP/Comp<br>1 | QIPP/Comp<br>2 | QIPP/Comp<br>3 | QIPP/Comp<br>4&Lapse | QIPP TI | NH PORTION       |
|--|---------------------|--------------------|----------------|----------------|----------------|----------------------|---------|------------------|
| 1/19/2024 MOLINA HEALTHCAR MOLINAACH 01251698 42000012 | -                   | 2,901.23           | -              | -              | -              | -                    | -       | 2,901.23         |
| 1/19/2024 HNB - ECHO HCCLAIMPMT 746003411 440000210763 | -                   | 3,389.19           | -              | -              | -              | -                    | -       | 3,389.19         |
| 1/18/2024 WIRE OUT LINBAR ENTERPRISES, LLC             | 86,666.62           | -                  | -              | -              | -              | -                    | -       | -                |
| 1/18/2024 HNB - ECHO HCCLAIMPMT 746003411 440000273388 | -                   | 9,677.51           | -              | -              | -              | -                    | -       | 9,677.51         |
| 1/18/2024 NOVITAS SOLUTION HCCLAIMPMT 676201 420000140 | -                   | 251.47             | -              | -              | -              | -                    | -       | 251.47           |
| 1/16/2024 NOVITAS SOLUTION HCCLAIMPMT 676201 420000102 | -                   | 2,137.18           | -              | -              | -              | -                    | -       | 2,137.18         |
|  | <u>86,666.62</u>    | <u>18,356.58</u>   | -              | -              | -              | -                    | -       | <u>18,356.58</u> |

WARNING Do not accept this document unless you can see a true watermark and visible fibers from both sides.

MEMORIAL MEDICAL CENTER

NH ASHFORD  
815 N VIRGINIA ST  
PORT LAVACA, TX 77979

001231

Date 2-29-24

88-2265/1131

PAY  
TO THE  
ORDER OF

MMC Operating

\$ 817.  $\frac{41}{100}$

Eight hundred seventeen dollars  $\frac{41}{100}$

DOLLARS




PROSPERITY  
BANK

County auditor

FOR Molina Yv Adj 1

County treasurer  
Security features are included. Details on back.



WARNING Do not accept this document unless you can see a true watermark and visible fibers from both sides.

MEMORIAL MEDICAL CENTER

NH BROADMOOR  
815 N VIRGINIA ST  
PORT LAVACA, TX 77979

000267

Date 2-29-24

88-2265/1131

PAY  
TO THE  
ORDER OF

MMC Operating

\$ 330.  $\frac{24}{100}$

Three hundred thirty dollars  $\frac{24}{100}$

DOLLARS




PROSPERITY  
BANK

County auditor

FOR Molina Yv Adj 1

County treasurer  
Security features are included. Details on back.



WARNING Do not accept this document unless you can see a true watermark and visible fibers from both sides.

MEMORIAL MEDICAL CENTER

NH CRESCENT  
815 N VIRGINIA ST  
PORT LAVACA, TX 77979

000327

Date 2-29-24

88-2265/1131

PAY  
TO THE  
ORDER OF

MMC Operating

\$ 259.  $\frac{29}{100}$

Two hundred fifty-nine dollars  $\frac{29}{100}$

DOLLARS




PROSPERITY  
BANK

County auditor

FOR Molina Yv Adj 1

County treasurer  
Security features are included. Details on back.





MEMORIAL MEDICAL CENTER

NH FORT BEND  
815 N VIRGINIA ST  
PORT LAVACA, TX 77979

000239

Date 2-29-24

88-2265/1131

PAY

TO THE  
ORDER OF

MMC Operating

\$ 307.  $\frac{32}{100}$

Three hundred seven dollars  $\frac{32}{100}$

DOLLARS



county auditor

FOR Molina Adi I YL



MEMORIAL MEDICAL CENTER

NH SOLERA  
815 N VIRGINIA ST  
PORT LAVACA, TX 77979

001292

Date 2-29-24

88-2265/1131

PAY

TO THE  
ORDER OF

MMC Operating

\$ 245.  $\frac{24}{100}$


Two hundred forty five dollars  $\frac{24}{100}$

DOLLARS



county auditor

FOR Molina YL Adi I



MEMORIAL MEDICAL CENTER

NH GOLDEN CREEK HEALTHCARE & REHAB  
815 N VIRGINIA ST  
PORT LAVACA, TX 77979

000206

Date 2-29-24

88-2265/1131

PAY

TO THE  
ORDER OF

MMC Operating

\$ 71,896.  $\frac{17}{100}$


Seventy-one thousand, eight hundred ninety-six dollars  $\frac{17}{100}$

DOLLARS



county auditor

FOR Superior IAR





MEMORIAL MEDICAL CENTER 022020  
NH TUSCANY VILLAGE

PH 361-553-4618  
815 N VIRGINIA ST  
PORT LAVACA, TX 77979

1147

88-2265/1131-87

DATE 2-28-24



PAY TO THE ORDER OF

MMC Operating

\$ 534.17

Five hundred thirty-four dollars & 17/100

DOLLARS



**PROSPERITY BANK**  
PORT LAVACA BANKING CENTER  
1107 N. HIGHWAY 35 • PORT LAVACA, TX 77979-6102  
361-552-7411 www.prosperitybankusa.com

FOR Molina yk Adj 1

\_\_\_\_\_  
county auditor

\_\_\_\_\_  
county treasurer



MEMORIAL MEDICAL CENTER 102019  
NH BETHANY SENIOR LIVING

PH 361-553-4618  
815 N VIRGINIA ST  
PORT LAVACA, TX 77979

1037

88-2265/1131-87

DATE 2-29-24



PAY TO THE ORDER OF

MMC Operating

\$ 68,999.83

Sixty-eight thousand, nine hundred ninety-nine dollars & 83/100

DOLLARS



**PROSPERITY BANK**  
PORT LAVACA BANKING CENTER  
1107 N. HIGHWAY 35 • PORT LAVACA, TX 77979-6102  
361-552-7411 www.prosperitybankusa.com

FOR Superior IAR

\_\_\_\_\_  
county auditor

\_\_\_\_\_  
county treasurer





QIPP Payment to MMC from Nursing Facilities

Commissioner's Court

2/28/2024

| NH Name        | From Bank Acct #      | Ck # | Payee                               | GL #     | Molina Yr 6 Adj 1 | Superior Y6 Interim Allocation |   |   | TOTAL             | Date      |
|----------------|-----------------------|------|-------------------------------------|----------|-------------------|--------------------------------|---|---|-------------------|-----------|
| Ashford ✓      | 10000018 - Prosperity |      | MMC -Prosperity Operating #10000001 | 10255040 | 817.61            |                                |   |   | 817.61            | 2/28/2024 |
| Broadmoor ✓    | 10000019 - Prosperity |      | MMC -Prosperity Operating #10000001 | 10255040 | 330.24            |                                |   |   | 330.24            | 2/28/2024 |
| Crescent ✓     | 10000020 - Prosperity |      | MMC -Prosperity Operating #10000001 | 10255040 | 259.29            |                                |   |   | 259.29            | 2/28/2024 |
| Fort Bend ✓    | 10000021 - Prosperity |      | MMC -Prosperity Operating #10000001 | 10255040 | 307.32            |                                |   |   | 307.32            | 2/28/2024 |
| Solera ✓       | 10000022 - Prosperity |      | MMC -Prosperity Operating #10000001 | 10255040 | 245.26            |                                |   |   | 245.26            | 2/28/2024 |
| Golden Creek ✓ | 10000023 - Prosperity |      | MMC -Prosperity Operating #10000001 | 10255040 |                   | 71,896.17                      |   |   | 71,896.17         | 2/28/2024 |
| Bethany ✓      | 10000026 - Prosperity |      | MMC -Prosperity Operating #10000001 | 10255040 |                   | 68,999.83                      |   |   | 68,999.83         | 2/28/2024 |
| Tuscany ✓      | 10000015 - Prosperity |      | MMC -Prosperity Operating #10000001 | 10255040 | 534.17            |                                |   |   | 534.17            | 2/28/2024 |
|                |                       |      | <b>Total:</b>                       |          | <b>2,493.89</b>   | <b>140,896.00</b>              | - | - | <b>143,389.89</b> | 2/28/2024 |

Note:

*Andrew De Los Santos*

Approved:

ANDREW DE LOS SANTOS 2/26/2024 ✓

Crescent ✓

# MEMORIAL MEDICAL CENTER CHECK REQUEST

P  
A  
Y  
E  
E  
Tuscany  
\_\_\_\_\_  
\_\_\_\_\_  
\_\_\_\_\_

Date Requested: 2/26/2024

APPROVED ON  
FEB 26 2024  
BY COUNTY AUDITOR  
CALHOUN COUNTY, TEXAS  
ck# W378

FOR ACCT USE ONLY

Imprest Cash  
 A/P Check  
 Mail Check to Vendor  
 Return Check to Dept

AMOUNT: \$ 48,343.00 ✓ G/L NUMBER: 10255040

EXPLANATION: Claim Payment owed to Tuscany from Crescent

REQUESTED BY: Caitlin Clevenger

AUTHORIZED BY: Andrew J. [Signature]

2/26/24



MEMORIAL MEDICAL CENTER

NH CRESCENT  
815 N VIRGINIA ST  
PORT LAVACA, TX 77979

000328

88-2265/1131

Date 2-29-24

PAY  
TO THE  
ORDER OF

Tuscany Village

\$ 48,343.<sup>00</sup>/<sub>100</sub>

Forty-eight thousand, three hundred forty-three dollars

DOLLARS



PROSPERITY  
BANK

County auditor

FOR

Claim payment



Document Hierarchy  
includes: Details on back.





RUN DATE:02/29/24  
 TIME:15:53

MEMORIAL MEDICAL CENTER  
 CHECK REGISTER  
 02/28/24 THRU 02/29/24

PAGE 1  
 GLCKRREG

BANK--CHECK--

| CODE  | NUMBER | DATE     | AMOUNT    | PAYEE                          |
|-------|--------|----------|-----------|--------------------------------|
| NHG * | 000206 | 02/29/24 | 71,896.17 | MMC OPERATING                  |
| NHF * | 000239 | 02/29/24 | 307.32    | MMC OPERATING                  |
| NHB * | 000267 | 02/29/24 | 330.24    | MMC OPERATING                  |
| NHC   | 000327 | 02/29/24 | 259.29    | MMC OPERATING                  |
| NHC * | 000328 | 02/29/24 | 48,343.00 | TUSCANY VILLAGE                |
| BSL * | 001037 | 02/29/24 | 68,999.83 | MMC OPERATING                  |
| TUS * | 001147 | 02/28/24 | 534.17    | MMC OPERATING                  |
| NHA * | 001231 | 02/29/24 | 817.61    | MMC OPERATING                  |
| NHS * | 001292 | 02/29/24 | 245.26    | MMC OPERATING                  |
| A/P   | 203014 | 02/28/24 | 300.00    | 3WON, LLC                      |
| A/P   | 203015 | 02/28/24 | 336.32    | ADVANCED STERILIZATION PRODUCT |
| A/P   | 203016 | 02/28/24 | 288.49    | ALIMED INC.                    |
| A/P   | 203017 | 02/28/24 | 1,919.33  | AMAZON CAPITAL SERVICES        |
| A/P   | 203018 | 02/28/24 | 24,310.54 | AMERISOURCEBERGEN DRUG CORP    |
| A/P   | 203019 | 02/28/24 | 24.00     | AQUA BEVERAGE COMPANY          |
| A/P   | 203020 | 02/28/24 | .00       | VOIDED                         |
| A/P   | 203021 | 02/28/24 | 5,034.50  | BAXTER HEALTHCARE              |
| A/P   | 203022 | 02/28/24 | .00       | VOIDED                         |
| A/P   | 203023 | 02/28/24 | 6,023.48  | BECKMAN COULTER INC            |
| A/P   | 203024 | 02/28/24 | 1,758.50  | BEYER MECHANICAL LTD           |
| A/P   | 203025 | 02/28/24 | 20,736.88 | BIOMERIEUX, INC                |
| A/P   | 203026 | 02/28/24 | 324.87    | BOHLS BEARING & POWER TRANS    |
| A/P   | 203027 | 02/28/24 | 19.25     | BOSART LOCK & KEY INC          |
| A/P   | 203028 | 02/28/24 | 3,580.00  | CAREFUSION SOLUTIONS, LLC      |
| A/P   | 203029 | 02/28/24 | 279.37    | CDW GOVERNMENT, INC.           |
| A/P   | 203030 | 02/28/24 | 1,699.00  | CERVEY, LLC                    |
| A/P   | 203031 | 02/28/24 | 58,546.14 | CITIZENS MEDICAL CENTER        |
| A/P   | 203032 | 02/28/24 | 2,261.37  | CITY OF PORT LAVACA            |
| A/P   | 203033 | 02/28/24 | 14,892.21 | CLINICAL PATHOLOGY LABS        |
| A/P   | 203034 | 02/28/24 | 927.60    | COCA COLA SOUTHWEST BEVERAGES  |
| A/P   | 203035 | 02/28/24 | 457.39    | COOPER SURGICAL INC            |
| A/P   | 203036 | 02/28/24 | 2,545.85  | CORROHEALTH, INC.              |
| A/P   | 203037 | 02/28/24 | 1,474.50  | COVIDIEN SALES LLC             |
| A/P   | 203038 | 02/28/24 | 29,671.82 | CULINARY CONCESSIONS LLC       |
| A/P   | 203039 | 02/28/24 | 1,148.32  | CYRACOM LLC                    |
| A/P   | 203040 | 02/28/24 | 1,406.28  | DEWITT POTH & SON              |
| A/P   | 203041 | 02/28/24 | 96,043.72 | DISCOVERY MEDICAL NETWORK INC  |
| A/P   | 203042 | 02/28/24 | 610.00    | DOWELL PEST CONTROL            |
| A/P   | 203043 | 02/28/24 | 435.53    | ECLINICAL WORKS LLC            |
| A/P   | 203044 | 02/28/24 | 273.08    | EITAN GROUP NORTH AMERICA, INC |
| A/P   | 203045 | 02/28/24 | 40,062.50 | EMERGENCY STAFFING SOLUTIONS   |
| A/P   | 203046 | 02/28/24 | 10.99     | EQUIFAX WORKFORCE SOLUTIONS    |
| A/P   | 203047 | 02/28/24 | 371.48    | EQUIPMENTSHARE.COM INC         |
| A/P   | 203048 | 02/28/24 | 51,580.70 | EVIDENT                        |
| A/P   | 203049 | 02/28/24 | 545.00    | FASTHEALTH CORPORATION         |
| A/P   | 203050 | 02/28/24 | 143.30    | FEDERAL EXPRESS CORP.          |
| A/P   | 203051 | 02/28/24 | 1,470.00  | FIRETRON, INC                  |
| A/P   | 203052 | 02/28/24 | 7,262.78  | FIRST INSURANCE FUNDING        |
| A/P   | 203053 | 02/28/24 | .00       | VOIDED                         |
| A/P   | 203054 | 02/28/24 | 17,645.57 | FISHER HEALTHCARE              |

APPROVED ON

FEB 26 2024

BY COUNTY AUDITOR  
 CALHOUN COUNTY, TEXAS



| REFERENCE NO.                       | DATE     | GROSS AMOUNT  | DISCOUNT % | DISCOUNT AMOUNT | NET PAYABLE |
|-------------------------------------|----------|---------------|------------|-----------------|-------------|
| 022224                              | 02/22/24 | 498.05        |            |                 | 498.05      |
| <i>Original payroll kicked back</i> |          |               |            |                 |             |
| CHECK NO. 202880<br>02/23/24        |          | TOTALS 498.05 | TOTALS     |                 | 498.05      |

| REFERENCE NO.    | DATE     | GROSS AMOUNT  | DISCOUNT % | DISCOUNT AMOUNT | NET PAYABLE |
|------------------|----------|---------------|------------|-----------------|-------------|
| 022224           | 02/22/24 | 498.05        |            |                 | 498.05      |
| "                | "        | "             | "          | "               | "           |
| CHECK NO. 202880 |          | TOTALS 498.05 | TOTALS     |                 | 498.05      |

**MEMORIAL**  
**MEDICAL CENTER**

Operating  
 815 N. Virginia St.  
 Port Lavaca, TX 77979

Four Hundred Ninety-Eight Dollars and Five Cents

PROSPERITY BANK

88-2265  
 1131

202880

15268 202880

DATE 02/23/24 AMOUNT \$498.05

PAY TO THE ORDER OF  
 OF  
 CHEYENNE NESSA

CALHOUN COUNTY AUDITOR

CALHOUN COUNTY TREASURER

MEMORIAL MEDICAL CENTER - PORT LAVACA, TEXAS 77979  
 4909 MURPHY CANYON RD, STE 120, SAN DIEGO, CA 92123

202881

| REFERENCE NO.                               | DATE     | GROSS AMOUNT  | DISCOUNT % | DISCOUNT AMOUNT | NET PAYABLE |
|---|----------|---------------|------------|-----------------|-------------|
| 8801064019<br>PO# 00045562.<br><br>RL-1944L | 08/30/23 | 245.55        |            |                 | 245.55      |
| CHECK NO. 202881<br>02/23/24                |          | TOTALS 245.55 | TOTALS     |                 | 245.55      |

MEMORIAL MEDICAL CENTER - PORT LAVACA, TEXAS 77979

202881

| REFERENCE NO.               | DATE     | GROSS AMOUNT  | DISCOUNT % | DISCOUNT AMOUNT | NET PAYABLE |
|-----------------------------|----------|---------------|------------|-----------------|-------------|
| 8801064019<br>PO# 00045562. | 08/30/23 | 245.55        |            |                 | 245.55      |
| CHECK NO. 202881            |          | TOTALS 245.55 | TOTALS     |                 | 245.55      |

**MEMORIAL**  
 MEDICAL  CENTER

Operating  
 815 N. Virginia St.  
 Port Lavaca, TX 77979

PROSPERITY BANK

88-2265  
 1131

202881

M2659 202881

DATE 02/23/24 AMOUNT \$245.55

Two Hundred Forty-Five Dollars and Fifty-Five Cents

PAY TO THE ORDER OF  
 MXR IMAGING, INC  
 4909 MURPHY CANYON RD, STE 120  
 SAN DIEGO, CA 92123

CALHOUN COUNTY AUDITOR

CALHOUN COUNTY TREASURER



Prosperity Bank - Electronic Banking Department  
EMAIL: ach\_mailbox@prosperitybankusa.com

**ACH RETURN ITEM REPORT**

**ORIGINATOR OF ORIGINAL ENTRY**

Originating DFI ABA:  
Company Name: MEMORIAL MEDICAL  
Company Discretionary Data:  
Company/Originator ID:  
Company Descriptive Data:  
Company Entry Description: PAYROLL

**ORIGINAL ENTRY INFORMATION**

Original ABA:  
Receiver Account Number:  
Individual ID Number: 000000000000000  
Individual Name:  
Standard Entry Class Code: PPD  
Amount: \$498.05  
Effective Entry Date: February 16, 2024

**TRACE NUMBERS**

ACH Return Trace Number:  
ACH Original Trace Number:

**RETURN INFORMATION**

Return Reason Code: R02  
Return Reason Code Description:  
Return Settlement Date: February 16, 2024  
Transaction Code: 21  
Transaction Description: