CALHOUN COUNTY, TEXAS

Annual Financial Report

For the Fiscal Year Ended December 31, 2007

Prepared by

Cindy Mueller,
County Auditor

Calhoun County, Texas
Annual Financial Report
For The Year Ended December 31, 2007

TABLE OF CONTENTS

	Page	Exhibit
INTRODUCTORY SECTION		
Letter of Transmittal	i	
List of Principal Officials	ii	
Organizational Chart	v	
FINANCIAL SECTION		
Independent Auditor's Report on Financial Statements	1	
Management's Discussion and Analysis (Required Supplementary Information)	3	
Basic Financial Statements		
Government-wide Financial Statements:		
Statement of Net Assets	17	A-1
Statement of Activities	18	A-2
Fund Financial Statements:		
Balance Sheet - Governmental Funds	20	A-3
Reconciliation of the Governmental Funds Balance Sheet to the Statement of Net Assets	21	A-4
Statement of Revenues, Expenditures, and Changes in Fund Balances - Governmental Funds	22	A-5
Reconciliation of the Statement of Revenues, Expenditures, and Changes in Fund Balances of Governmental Funds to the Statement of Activities	23	A-6
Statement of Fiduciary Net Assets - Fiduciary Funds	24	A-7
Notes to the Financial Statements	25	
Required Supplementary Information:		
Budgetary Comparison Schedules:		
General Fund	47	B-1
Combining Statements and Budgetary Comparison Schedules as Supplementary Information:		
Combining Balance Sheet - All Nonmajor Governmental Funds	50	C-1
Combining Statement of Revenues, Expenditures and Changes in Fund Balances - All Nonmajor Governmental Funds	51	C-2
Special Revenue Funds:		
Combining Balance Sheet - Nonmajor Special Revenue Funds	52	C-3
Combining Statement of Revenues, Expenditures and Changes in Fund Balances - Nonmajor Special Revenue Funds	62	C-4
Budgetary Comparison Schedules:		

TABLE OF CONTENTS

	Page	Exhibit
Airport Fund	71	C-5
Appellate Judicial System	72	C-6
County Education Fund - HAVA	73	C-7
County Child Welfare Board Fund	74	C-8
Court House Security Fund	75	C-9
District Attorney Forfeiture Fund	76	C-10
D.A. Gun Violence Prosecution Program Fund	77	C-11
Highway 87 FM 1090 Fund	78	C-12
Justice Court Technology	79	C-13
Lateral Road Fund Precinct #1	80	C-14
Lateral Road Fund Precinct #2	81	C-15
Lateral Road Fund Precinct #3	82	C-16
Lateral Road Fund Precinct #4	83	C-17
Law Library Fund	84	C-18
Port O'Connor Community Center	85	C-19
County Clerk Records Management Fund	86	C-20
Records Management and Preservation Fund	87	C-21
Road and Bridge Fund General	88	C-22
Road and Bridge Fund Precinct #3	89	C-23
Road Maintenance Fund Precinct #4	90	C-24
Sheriff Forfeited Property Fund	91	C-25
6 Mile Pier/Boat Ramp Insur/Maint (ALCOA) Fund	92	C-26
TEAM Compatability (HAVA) Fund	93	C-27
Debt Service Funds:		
Combining Balance Sheet - Nonmajor Debt Service Funds	94	C-28
Combining Statement of Revenues, Expenditures and Changes in Fund Balances - Nonmajor Debt Service Funds	96	C-29
Budgetary Comparison Schedules:		
Memorial Medical Plaza	98	C-30
2003-A GO Jail Bonds	99	C-31
2003-B GO Refinancing Bonds	100	C-32
2004 Courthouse Renovation Fund	101	C-33
Capital Projects Funds:		
Combining Balance Sheet - Nonmajor Capital Projects Funds	102	C-34
Combining Statement of Revenues, Expenditures and Changes in Fund Balances - Nonmajor Capital Projects Funds	106	C-35
Fiduciary Funds:		
Agency Funds:		
Combining Statement of Fiduciary Assets and Liabilities	110	C-36

INTRODUCTORY SECTION

This page intentionally left blank.

CINDY MUELLER
COUNTY AUDITOR, CALHOUN COUNTY
COUNTY COURTHOUSE ANNEX - 201 W. AUSTIN
PORT LAVACA, TEXAS 77979
(361) 553-4610

Honorable Joseph P. Kelly
Judge, 24th Judicial District

Honorable Stephen Williams
Judge, 135th Judicial District

Honorable Skipper Koetter
Judge, 267th Judicial District

Honorable Members of Commissioners Court
Calhoun County, Texas

Gentlemen:

In compliance with the statutory duties of the County Auditor as prescribed by Vernon's Texas Codes Annotated – Local Government Code, Title 3, Subtitle B, Chapter 84, I submit herewith the annual financial report of the government of Calhoun County, Texas for the fiscal year ended December 31, 2007.

This report covers only the finances of the government of Calhoun County and does not include financial information or financial statements on various dependent agencies, boards or commissions which may utilize the prefix of "Calhoun County" in their corporate or assumed name.

ACCOUNTING SYSTEMS AND REPORTS

The accounts and financial records of Calhoun County, Texas, are maintained in conformance with Vernon's Texas Codes Annotated – Local Government Code. This report is prepared in accordance with generally accepted accounting principles promulgated by the Governmental Accounting Standards Board.

Additional details about the accounting system are provided in Note 1 of the "Notes to Financial Statements".

INDEPENDENT AUDIT

The Calhoun County Commissioners Court selected the firm of Rutledge Crain & Company, PC, Certified Public Accountants, to make an independent audit for the fiscal year 2007 and their report is included in this annual report.

GENERAL REMARKS

I wish to express my appreciation for the cooperation given me by the members of Commissioners Court and by all officials, department heads and employees in all matters related to the operation of this office.

I hereby state that, to the best of my knowledge, this report is a true and correct statement of the financial position of Calhoun County, Texas, as of December 31, 2007, and the results of the County's operations and transactions for the year then ended, in accordance with generally accepted accounting principles applicable to governmental entities, subject to the notes to the financial statements.

Respectfully submitted,
Cindy Mueller
Cindy Mueller,
County Auditor

CALHOUN COUNTY, TEXAS
DIRECTORY OF OFFICIALS AND DEPARTMENT HEADS
December 31, 2007

District Courts

Judge, 24th Judicial District	Joseph P. Kelly Victoria County Courthouse Victoria, Texas
Judge, 135th Judicial District	Stephen Williams Victoria County Courthouse Victoria, Texas
Judge, 267th Judicial District	Skipper Koetter Victoria County Courthouse Victoria, Texas
Criminal District Attorney	Dan W. Heard Calhoun County Courthouse Port Lavaca, Texas
County Court-at-Law Judge	Alex R. Hernandez Calhoun County Courthouse Port Lavaca, Texas
County Auditor	Cindy Mueller Calhoun County Courthouse Annex Port Lavaca, Texas

Elected County Officials

County Judge	Michael J. Pfeifer Calhoun County Courthouse Port Lavaca, Texas
Commissioner, Precinct One	Roger C. Galvan 2213 Vail Port Lavaca, Texas
Commissioner, Precinct Two	Vernon Lyssy 680 Hengst Road Port Lavaca, Texas
Commissioner, Precinct Three	Neil E. Fritsch 701 Willowick Dr. Port Lavaca, Texas
Commissioner, Precinct Four	Kenneth Finster P.O. Box 640 Seadrift, Texas
Tax Assessor-Collector	Gloria Ochoa Calhoun County Courthouse Port Lavaca, Texas
District Clerk	Pamela Martin Hartgrove Calhoun County Courthouse Port Lavaca, Texas
County Clerk	Anita Fricke Calhoun County Courthouse Port Lavaca, Texas
County Sheriff	Burnard B. Browning Calhoun County Courthouse Port Lavaca, Texas
County Treasurer	Rhonda S. Kokena Calhoun County Courthouse Annex Port Lavaca, Texas

CALHOUN COUNTY, TEXAS
DIRECTORY OF OFFICIALS AND DEPARTMENT HEADS
December 31, 2007

Elected Precinct Officials

Justice of Peace, Precinct One	Hope D. Kurtz 113 Milwaukee Port Lavaca, Texas
Justice of Peace, Precinct Two	James W. Duckett P.O. Box 1307 Port Lavaca, Texas
Justice of Peace, Precinct Three	Gary W. Noska P.O. Box 543 Point Comfort, Texas
Justice of Peace, Precinct Four	James Dworaczyk P.O. Box 141 Seadrift, Texas
Justice of Peace, Precinct Five	Nancy J. Pomykal P.O. Box 454 Port O'Connor, Texas
Constable, Precinct One	Eugene Menchaca 218 Suncrest Drive Port Lavaca, Texas
Constable, Precinct Two	Kenneth W. Wenske 1521 W. Jackson Port Lavaca, Texas
Constable, Precinct Three	Bruce A. Blevins 826 Westwood Port Lavaca, Texas
Constable, Precinct Four	Fritz G. Wilke 1911-A Sweetwater Road Port Lavaca, Texas
Constable, Precinct Five	Virgil Redding P.O. Box 486 Port O'Connor, Texas

Appointed Personnel

Building Inspector	LaDonna Thigpen Calhoun County Courthouse Port Lavaca, Texas
Building Superintendent	Charles V. Crober Calhoun County Courthouse Port Lavaca, Texas
Chief Probation Officer	Jeanine Callihan Calhoun County Courthouse Annex Port Lavaca, Texas
Juvenile Probation Officer	Cynthia L. Rains Calhoun County Courthouse Annex Port Lavaca, Texas
Veterans Service Officer	John H. Clegg., Jr. 502 Tommy Drive Port Lavaca, Texas
Hospital Administrator (Appointed by Board of Memorial Medical Center)	Elwood Currier 815 N. Virginia Port Lavaca, Texas

CALHOUN COUNTY, TEXAS
DIRECTORY OF OFFICIALS AND DEPARTMENT HEADS
December 31, 2007

County Agricultural Agent	Phoenix Rogers P.O. Box 86 Port Lavaca, Texas
County CEAFCS Agent	Bethany I. Bowman P.O. Box 86 Port Lavaca, Texas
County Marine Agent	Vacant P.O. Box 86 Port Lavaca, Texas
County Librarian	Noemi Cruz 200 W. Mahan Port Lavaca, Texas
County Librarian, Seadrift	Carol J. Garriott Seadrift Library Seadrift, Texas
County Librarian, Point Comfort	Grace Bradley Point Comfort Library Point Comfort, Texas
County Librarian, Port O'Connor	Shirley H. Gordon Port O'Connor Library Port O'Connor, Texas
County Health Officer	Bain C. Cate, M.D. 117 West Ash Port Lavaca, Texas
County Waste Management Supervisor	Patricia Kalisek Rosenbaum Road Port Lavaca, Texas
County Election Administrator	Dora E. Garcia Calhoun County Courthouse Port Lavaca, Texas
County Nuisance Ordinance enforcement Officer	Bruce A. Blevins Calhoun County Courthouse Port Lavaca, Texas
Emergency Medical Services Director	Henry J. Barber 216 E. Mahan Port Lavaca, Texas

CALHOUN COUNTY ORGANIZATION CHART
December 31, 2007

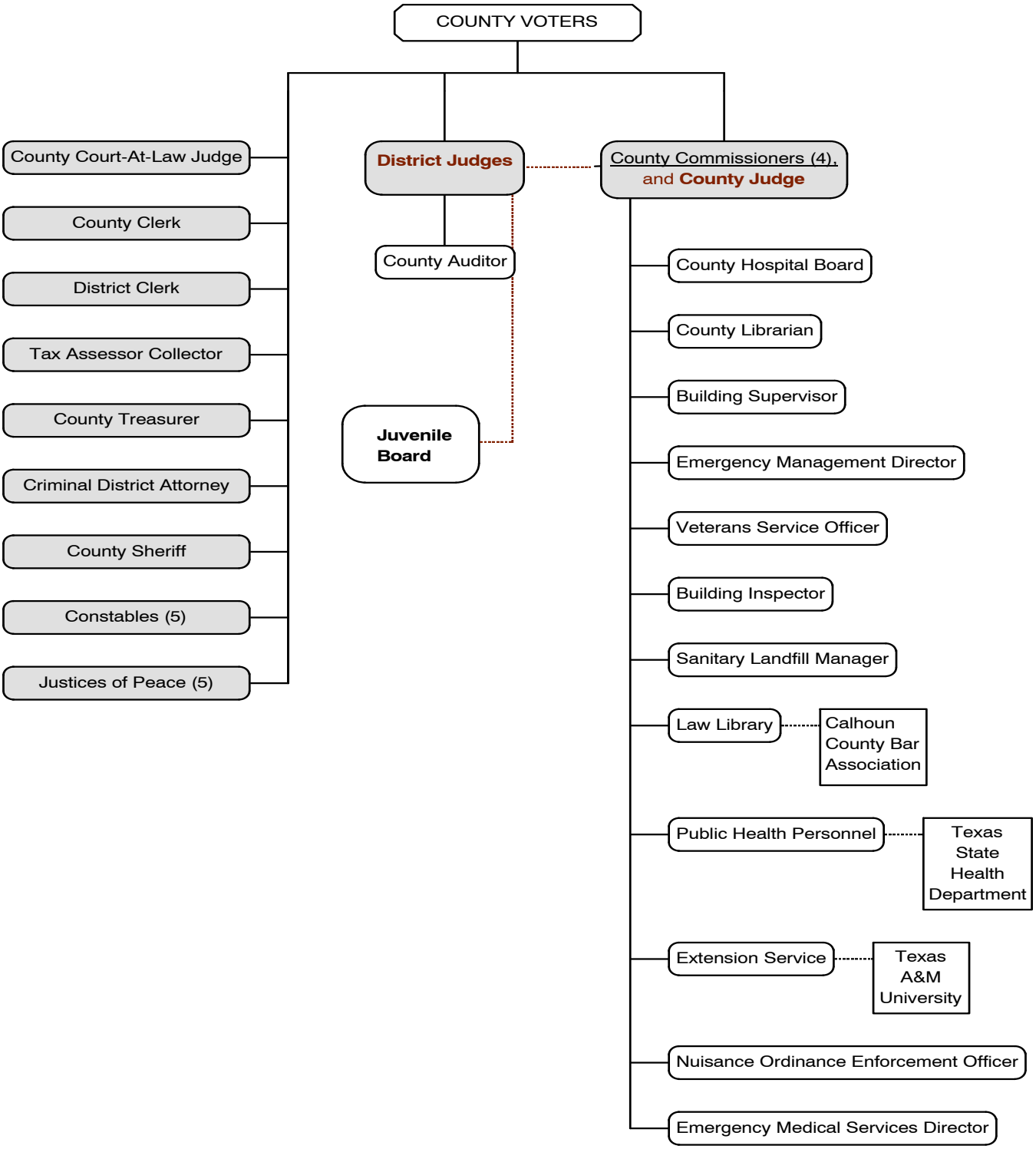

This page intentionally left blank.

FINANCIAL SECTION

This page intentionally left blank.

RUTLEDGE CRAIN & COMPANY, PC
CERTIFIED PUBLIC ACCOUNTANTS
2401 Garden Park Court, Suite B
Arlington, Texas 76013

INDEPENDENT AUDITORS' REPORT

To the Honorable County Judge and Commissioners
Comprising the Commissioners' Court of
Calhoun County, Texas

We have audited the accompanying financial statements of the governmental activities, the discretely presented component unit, each major fund, and the aggregate remaining fund information of Calhoun County, Texas as of and for the year ended December 31, 2007, which collectively comprise the County's basic financial statements as listed in the table of contents. These financial statements are the responsibility of Calhoun County, Texas' management. Our responsibility is to express opinions on these financial statements based on our audit. We did not audit the financial statements of the discrete component unit, Memorial Medical Center ("MMC"), which statements reflect 100% of the assets and revenues of the County's discretely presented component units as of and for the year ended December 31, 2007. Those statements were audited by other auditors whose report has been furnished to us, and our opinion, insofar as it relates to the amounts included for MMC, is based solely on the report of the other auditors.

We conducted our audit in accordance with auditing standards generally accepted in the United States of America. Those standards require that we plan and perform the audit to obtain reasonable assurance about whether the financial statements are free of material misstatement. An audit includes examining, on a test basis, evidence supporting the amounts and disclosures in the financial statements. An audit also includes assessing the accounting principles used and significant estimates made by management, as well as evaluating the overall financial statement presentation. We believe that our audit provides a reasonable basis for our opinions.

In our opinion, the financial statements referred to above present fairly, in all material respects, the respective financial position of the governmental activities, the discretely presented component unit, each major fund, and the aggregate remaining fund information of Calhoun County, Texas as of December 31, 2007, and the respective changes in financial position for the year then ended in conformity with accounting principles generally accepted in the United States of America.

The management's discussion and analysis and budgetary information on pages 3 through 13 and 47 through 48, identified as Required Supplementary Information in the table of contents are not a required part of the basic financial statements but are supplementary information required by accounting principles generally accepted in the United States of America. We have applied certain limited procedures, which consisted principally of inquiries of management regarding the methods of measurement and presentation of the supplemental information. However, we did not audit the information and express no opinion on it.

Our audit was performed for the purpose of forming opinions on the financial statements which collectively comprise Calhoun County, Texas' basic financial statements. The introductory section, combining and individual nonmajor fund financial statements and schedules are presented for purposes of additional analysis and are not a required part of the basic financial statements. The combining and individual nonmajor fund financial statements and schedules have been subjected to the auditing procedures applied in the audit of the basic financial statements and, in our opinion, are fairly stated in all material respects in relation to the basic financial statements taken as a whole. The introductory section has not been subjected to the auditing procedures applied in the audit of the basic financial statements and, accordingly, we express no opinion on it.

Rutledge Crain & Company, PC

June 4, 2008

Metro (817) 265-9989
Members:
American Institute of Certified Public Accountants
Texas Society of Certified Public Accountants
Fax (817) 861-9623

This page intentionally left blank.

MANAGEMENT'S DISCUSSION AND ANALYSIS

This section of Calhoun County's annual financial report presents our discussion and analysis of the County's financial performance during the fiscal year ended December 31, 2007. Please read it in conjunction with the County's financial statements, which follow this section.

FINANCIAL HIGHLIGHTS:

- The assets of the County exceeded its liabilities at the close of the most recent fiscal year by $33,394,853 (*net assets*). Of this amount, $13,906,492 (*unrestricted net assets*) may be used to meet the government's ongoing obligations to citizens and creditors.

- As of the close of the current fiscal year, the County's governmental funds reported combined ending fund balances of $14,824,180. The amount which is *available for spending* at the government's discretion (*unreserved, undesignated fund balance*) is $14,278,098.

- At the end of the current fiscal year, unreserved, undesignated fund balance for the general fund was $10,092,177, or 60 percent of total general fund expenditures.

- The County's total debt decreased by $808,058 during the current fiscal year. The key factors in this decrease were principal payments of $1,125,000 and an increase in capital lease obligations of $301,860.

OVERVIEW OF THE FINANCIAL STATEMENTS:

The annual report consists of three parts – *management's discussion and analysis* (this section), the *basic financial statements, and required supplementary information.* The basic financial statements include two kinds of statements that present different views of the County.

- The first two statements are *government-wide financial statements* that provide both *long-term* and *short-term* information about the County's overall financial status.

- The remaining statements are *fund financial statements* that focus on *individual parts of the government*, reporting the County's operations in more detail than the government-wide statements.

- *The governmental funds* statements tell how *general government* services were financed in the *short-term* as well as what remains for future spending.

- *Fiduciary fund* statements provide information about the financial relationships in which the County acts solely as a *trustee or agent* for the benefit of others, to whom the resources in question belong.

- *Discrete component unit statements (Proprietary fund)* offer *short-* and *long-term* financial information about the activities the government operates *like businesses.*

The financial statements also include notes that explain some of the information in the financial statements and provide more detailed data. The statements are followed by a section of *required supplementary information* that further explains and supports the information in the financial statements.

Figure A-1 shows how the required parts of this annual report are arranged and related one another.

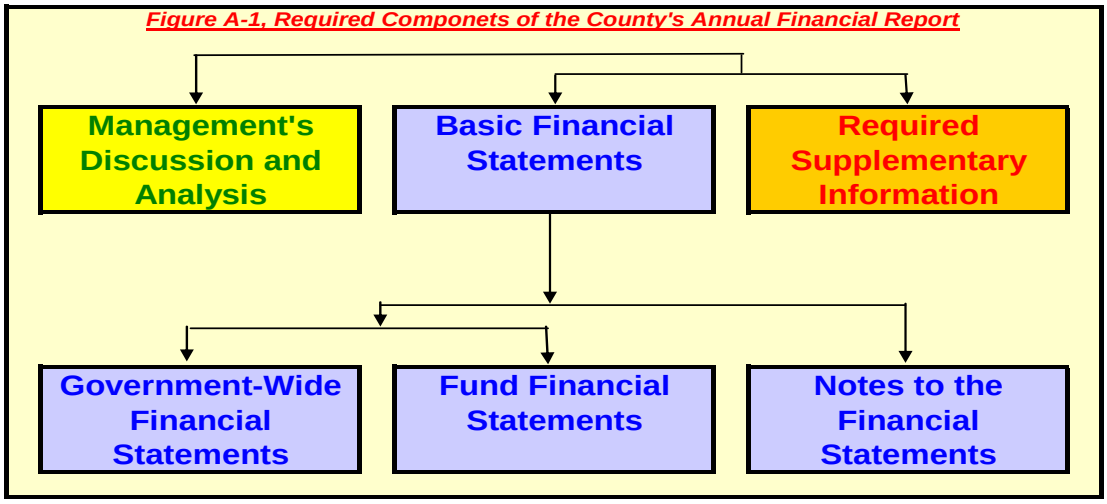

Figure A-2 summarizes the major features of the County's financial statements, including the portion of the County government they cover and the types of information they contain. The remainder of this overview section of management's discussion and analysis explains the structure and contents of each of the statements.

Figure A-2
Major features of the County's Government Wide and Fund Financial Statements

TYPE OF STATEMENT	GOVERNMENT-WIDE	GOVERNMENTAL FUNDS	PROPRIETARY FUNDS	FIDUCIARY FUNDS
Scope	Entire Government (except fiduciary funds) and the County's component units	The activities of the County that are not proprietary or fiduciary	Activities the County operates similar to private businesses or self insurance	Instances in which the County is the trustee or agent for someone else's resources
Required Financial Statements	Statement of Net Assets. Statement of Activities	Balance Sheet, Statement of Revenues, Expenditures and Fund Balances	Statement of Net Assets, Statement of Revenues, Expenditures and Changes in Fund Net Assets, Statement of Cash Flows	Statement of Net Assets, Statement of Changes in Fiduciary Net Assets.
Accounting basis and measurement focus	Accrual accounting and economic resources focus.	Modified accrual accounting and current financial resources focus.	Accrual accounting and economic resources focus	Accrual accounting and economic resources focus
Types of accountability information	All assets and liabilities, both financial and capital, short-term and long-term.	Only assets expected to be used up and liabilities that become due during the year or soon thereafter. No capital assets included.	All assets and liabilities, both financial and capital, and short-term and long-term.	All assets and liabilities both short-term and long-term; the County's funds do not currently include capital assets, although they can.
Types of inflow/outflow information	All revenues and expenses during year, regardless of when cash is received or paid.	Revenue for which cash is received during or soon after the end of the year, expenditures when goods or services have been received and payment is due during the year or soon thereafter.	All revenues and expenses during year, regardless of when cash is received or paid.	All revenues and expenses during year, regardless of when cash is received or paid.

FINANCIAL ANALYSIS OF THE COUNTY AS A WHOLE:

Net assets. The County's combined net assets were $33,394,853 at the end of the current year. (See Table A-1)

Table A-1
County's Net Assets

	2007	2006	Change	% Change
Current assets				
Cash and cash equivalents	$17,251,011	$12,571,571	$4,679,440	37.22%
Receivables (net of allowance for uncollectibles)	7,223,144	6,597,718	625,426	9.48%
Intergovernmental receivable	464,008	1,112,669	(648,661)	-58.30%
Inventories	267,045	83,200	183,845	220.97%
Prepaid items and other current assets	135,637	168,219	(32,582)	-19.37%
Restricted assets:				
Cash and cash equivalents	11,793,850	11,144,844	649,006	5.82%
Deferred charges	252,380	285,310	(32,930)	-11.54%
Total current assets	37,387,075	31,963,531	5,423,544	16.97%
Noncurrent assets				
Capital assets (net, where applicable, of accumulated depreciation)				
Land	1,890,277	1,849,557	40,720	2.20%
Construction in progress	531,971	15,978,137	(15,446,166)	-96.67%
Buildings	19,750,231	4,538,495	15,211,736	335.17%
Improvements other than buildings	2,272,806	2,455,906	(183,100)	-7.46%
Furniture, fixtures and equipment	3,548,254	3,222,015	326,239	10.13%
Infrastructure	6,052,470	6,493,204	(440,734)	-6.79%
Total noncurrent assets	34,046,009	34,537,314	(491,305)	-1.42%
Total assets	71,433,084	66,500,845	4,932,239	7.42%
Current Liabilities				
Accounts payable	562,001	712,002	(150,001)	-21.07%
Accrued and other liabilities	907,236	1,200,477	(293,241)	-24.43%
Due to other governments	408,906	353,169	55,737	15.78%
Due to others	296,327	213,271	83,056	38.94%
Unearned revenue	18,883,485	17,730,719	1,152,766	6.50%
Total current liabilities	21,057,955	20,209,638	848,317	4.20%
Noncurrent Liabilities				
Due in one year	1,329,102	1,210,826	118,276	9.77%
Due in more than one year	15,651,174	16,577,508	(926,334)	-5.59%
Total noncurrent liabilites	16,980,276	17,788,334	(808,058)	-4.54%
Total Liabilities	38,038,231	37,997,972	40,259	0.11%
Net assets				
Invested in capital assets, net of related debt	17,166,640	16,837,276	329,364	1.96%
Restricted for:				
Debt service	301,985	440,608	(138,623)	-31.46%
Capital projects	2,019,736	1,160,390	859,346	74.06%
Unrestricted	13,906,492	10,064,629	3,841,863	38.17%
Total net assets	$33,394,853	$28,502,903	$4,891,950	17.16%

Approximately 13.01% or $301,985 of the County's restricted net assets represents amounts restricted for debt service while the remaining 86.99% or $2,019,736 is restricted for non-major capital projects. The $13,906,492 of unrestricted net assets represents resources available to fund the programs of the County next year.

Changes in net assets. The County's total revenues were $25,356,355. A significant portion, $20,271,160 or 80%, of the County's revenue comes from taxes.

Table A-2 below shows an analysis of the County's program revenues.

Table A-2
County's Program Revenues

Programs	2007	2006	Change	% Change
General administration	$385,901	$343,422	$42,479	12.37%
Judicial	417,835	359,562	58,273	16.21%
Legal	68,107	52,912	15,195	28.72%
Financial administration	200,737	114,481	86,256	75.35%
Public facilities	36,938	25,731	11,207	43.55%
Public safety	850,686	379,625	471,061	124.09%
Roads and bridges	779,920	875,046	(95,126)	-10.87%
Health and welfare	1,184,794	1,045,346	139,448	13.34%
Culture and recreation	22,057	538,560	(516,503)	-95.90%
Conservation	18,431	17,466	965	0.00%
Sanitation services	20,053	16,965	3,088	18.20%
Nondepartmental	99,103	54,362	44,741	82.30%
Total Revenues	$4,084,562	$3,823,478	$261,084	6.83%

Table A-3 below shows an analysis of the County's general revenues.

Table A-3
County's General Revenues

Programs	2007	2006	Change	% Change
Advalorem taxes	$18,172,134	$15,443,598	$2,728,536	17.67%
Sales Taxes	2,071,374	957,976	1,113,398	116.22%
Other Taxes	27,652	24,400	3,252	13.33%
Unrestricted investment earnings	995,803	914,168	81,635	8.93%
Miscellaneous	194,315	112,828	81,487	72.22%
Gain (loss) on asset sales	(189,485)	65,446	(254,931)	-389.53%
Total Revenues	$21,271,793	$17,518,416	$3,753,377	21.43%

An analysis of the revenue percentages is shown in Figure A-3 below.

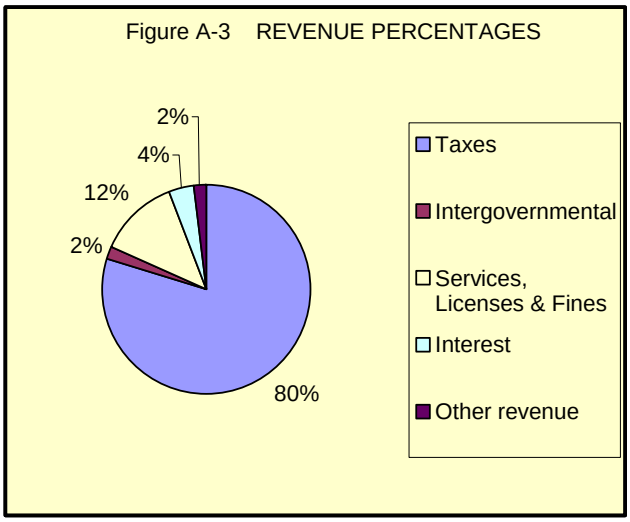

Governmental Activities

The County's tax rate per $100 valuation decreased by ($0.0310) or (5.95%), while general fund tax rates decreased by ($0.0226) or (4.83%) and debt service tax rates decreased by ($0.0084) or (15.79)%. Assessed valuation this year was $3,727,587,616 and last year's assessed valuation was $3,000,147,386, an increase of $727,440,230 or 24.25%. Total ad valorem taxes for this year amounted to $18,172,134 while total ad valorem taxes for last year amounted to $15,443,598, or an increase of $2,728,536 or 17.67%.

Table A-4, below, presents the cost of each of the County's largest functions as well as each function's net cost (total cost less fees generated by the activities and intergovernmental aid). The net cost reflects what was funded by intergovernmental revenues as well as local tax dollars.

Table A-4
County's Functions Costs

	Total Cost of Services			Net Cost of Services		
Function	**2007**	**2006**	**Percentage Change**	**2007**	**2006**	**Percentage Change**
General administration	$1,782,392	$1,270,142	40.33%	$1,396,491	$926,720	50.69%
Judicial	$1,143,411	$1,131,693	1.04%	$725,576	$772,131	-6.03%
Legal	$590,887	$511,948	15.42%	$522,780	$459,036	13.89%
Financial administration	$885,308	$810,062	9.29%	$684,571	$695,581	-1.58%
Public facilities	$1,569,944	$813,681	92.94%	$1,533,006	$787,950	94.56%
Public safety	$5,078,262	$4,945,545	2.68%	$4,227,576	$4,565,920	-7.41%
Roads and bridges	$3,966,121	$3,641,029	8.93%	$3,186,201	$2,765,983	15.19%
Health and welfare	$3,365,853	$3,512,193	-4.17%	$2,181,059	$2,466,847	-11.59%
Community development	$138,677	$143,538	-3.39%	$138,677	$143,538	-3.39%
Culture and recreation	$713,777	$659,071	8.30%	$691,720	$120,511	473.99%
Social services	$47,083	$46,015	2.32%	$47,083	$46,015	2.32%
Conservation	$7,750	$7,750	0.00%	($10,681)	($9,716)	9.93%
Sanitation services	$160,645	$146,622	9.56%	$140,592	$129,657	8.43%
Nondepartmental	$247,927	$569,300	-56.45%	$148,824	$514,938	-71.10%
Interest and fiscal charges	$766,368	$813,197	-5.76%	$766,368	$813,197	-5.76%
Total costs	$20,464,405	$19,021,786	7.58%	$16,379,843	$15,198,308	7.77%

- As of the close of the year, the County's governmental activities expenses were ($4,891,950) less than the $25,356,355 generated in taxes and other revenues for governmental activities.

- The general fund reported a fund balance this year of $10,356,528 .

- The total cost of the County's programs changed from last year as follows:

COUNTY PROGRAMS			
PROGRAM NAME	**2007**	**2006**	**CHANGE**
General Administration	$1,727,116	$1,358,389	$368,727
Judicial	$1,230,448	$1,217,992	$12,456
Legal	$589,396	$505,641	$83,755
Financial administration	$883,889	$812,599	$71,290
Public facilities	$1,365,801	$5,670,370	($4,304,569)
Public safety	$4,826,887	$5,891,372	($1,064,485)
Roads and bridges	$4,025,717	$3,295,998	$729,719
Health and welfare	$3,416,747	$3,510,763	($94,016)
Community development	$134,687	$141,219	($6,532)
Culture and recreation	$542,468	$937,763	($395,295)
Social services	$46,774	$45,882	$892
Conservation	$7,750	$7,750	$0
Sanitation services	$146,809	$131,699	$15,110
Nondepartmental	$419,779	$79,197	$340,582
Interest and fiscal charges	$780,607	$748,403	$32,204
Debt service principal	$1,125,000	$820,000	$305,000
Totals	$21,269,875	$25,175,037	($3,905,162)

There were no new programs added in the current year.

Major changes in programs included:

- General administration expenditures increased approximately $180,000 for liability and property insurance, $150,000 for Victoria College satellite campus and $30,000 for new Information Technology department.

- Public facilities expenditures decreased approximately $4,600,000 for the courthouse renovation completed early in the year and increased approximately $300,000 for utilities.

- Public safety expenditures decreased approximately $1,000,000 for the final construction costs of the new jail completed in 2006.

- Road and bridge expenditures increased approximately $450,000 for equipment and $296,000 for the fourth and final installment to the State of Texas for Highway 87 right-of-way acquisition.

- Health and welfare program expenditures decreased primarily for indigent healthcare.

- Culture and recreation expenditures decreased approximately $395,000 for improvements conveyed to the County in 2006.

- Nondepartmental expenditures increased approximately $230,000 for upgrading the emergency communication system and $115,000 for the purchase of a building to be renovated for offices.

- Debt service expenditures increased $170,000 for the 2003 jail bonds, $105,00 for the 2004 courthouse renovation certificates of obligation, $20,000 for the 2003 refinancing bonds and $10,000 for the 1998 combination hospital revenue and tax certificates of obligation.

Government-wide Statements:

The government-wide statements report information about the County as a whole using accounting methods similar to those used by private-sector companies. The statement of net assets includes all of the government's assets and liabilities. All of the current year's revenues and expenses are accounted for in the statement of activities regardless of when cash is received or paid.

The two government-wide statements report the County's net assets and how they have changed. Net assets (the difference between the County's assets and liabilities) are one way to measure the County's financial health or *position.*

- Over time, increases or decreases in the County's net assets are an indicator of whether its financial health is improving or deteriorating, respectively.

- To assess the overall health of the County, one needs to consider additional nonfinancial factors such as changes in the County's tax base.

The government-wide financial statements of the County include the *governmental activities.* Most of the County's basic services are included here, such as general government, public safety, highways and streets, sanitation, economic development, culture and recreation, and interest on long-term debt. Property taxes and grants finance most of these activities.

Fund Financial Statements:

The fund financial statements provide more detailed information about the County's most significant *funds*—not the County as a whole. Funds are accounting devices that the County uses to keep track of specific sources of funding and spending for particular purposes.

- Some funds are required by State law and by bond covenants.

- The Commissioners' Court establishes other funds to control and manage money for particular purposes or to show that it is properly using certain taxes and grants.

The County has the following kinds of funds:

- Governmental funds—Most of the County's basic services are included in governmental funds, which focus on (1) how cash and other financial assets that can readily be converted to cash flow in and out and (2) the balances left at year-end that are available for spending. Consequently, the governmental fund statements provide a detailed short-term view that helps you determine whether there are more or fewer financial resources that can be spent in the near future to finance the County's programs. Because this information does not encompass the additional long-term focus of the government-wide statements, we provide additional information at the bottom of the governmental funds statement, or on the subsequent page, that explain the relationship (or differences) between them.

- Fiduciary funds—The County is the trustee, or fiduciary, for certain funds. It is also responsible for other assets that—because of a trust arrangement—can be used only for the trust beneficiaries. The County is responsible for ensuring that the assets reported in these funds are used for their intended purposes. All of the County's fiduciary activities are reported in a separate statement of fiduciary net assets. We exclude these activities from the County's government-wide financial statements because the County cannot use these assets to finance its operations.

- Discrete Component Unit (Proprietary fund)—Services for which the County charges customers a fee are generally reported in proprietary funds. Proprietary funds, like the government-wide statements, provide both long-term and short-term financial information.

FINANCIAL ANALYSIS OF THE COUNTY'S FUNDS

Revenues from governmental fund types totaled $25,416,517, an increase of $4,074,623 over the preceding year. The increase in local revenues is comprised of approximately $2,700,000 in ad valorem taxes resulting from the increase in assessed valuation, approximately $1,000,000 in sales taxes and approximately $700,000 in charges for services. Expenditures from governmental fund types totaled $21,269,875, a decrease of $3,905,162 below the preceding year. The change in local expenditures is explained in the preceding *Governmental Activities* section of this discussion.

General Fund Budgetary Highlights

A General Fund budget analysis follows in Table A-5.

Table A-5
Budget Analysis

General Fund	Original Budget	Budget Revisions	Final Budget	Actual	Variance with Final Budget
REVENUES:					
AD VALOREM TAXES	$16,337,000	$11,000	$16,348,000	$16,491,760	$143,760
SALES TAXES	$800,000	$0	$800,000	$2,071,374	$1,271,374
OTHER TAXES	$10,000	$0	$10,000	$7,931	($2,069)
INTERGOVERNMENTAL	$134,200	$540	$134,740	$396,638	$261,898
CHARGES FOR SERVICES	$812,140	$55,429	$867,569	$1,964,785	$1,097,216
PERMITS AND LICENSES	$10,500	$0	$10,500	$13,500	$3,000
FINES AND FORFEITURES	$174,000	$0	$174,000	$240,626	$66,626
INTEREST	$250,000	$43,590	$293,590	$804,648	$511,058
RENTS AND LEASES	$7,800	$0	$7,800	$242,253	$234,453
MISCELLANEOUS	$12,200	$20,032	$32,232	$170,128	$137,896
TOTAL REVENUES	$18,547,840	$130,591	$18,678,431	$22,403,643	$3,725,212
EXPENDITURES:					
CURRENT:					
GENERAL ADMINISTRATION	$1,542,110	$392,153	$1,934,263	$1,667,242	$267,021
JUDICIAL	$1,169,958	$87,019	$1,256,977	$1,166,614	$90,363
LEGAL	$573,064	$0	$573,064	$539,156	$33,908
FINANCIAL ADMINISTRATION	$917,576	$11,108	$928,684	$883,889	$44,795
PUBLIC FACILITIES	$856,385	$204,284	$1,060,669	$1,048,815	$11,854
PUBLIC SAFETY	$4,560,377	$384,229	$4,944,606	$4,782,138	$162,468
ROADS AND BRIDGES	$3,654,190	$318,020	$3,972,210	$3,715,036	$257,174
HEALTH AND WELFARE	$3,460,312	$69,496	$3,529,808	$3,416,747	$113,061
COMMUNITY DEVELOPMENT	$181,178	$0	$181,178	$134,687	$46,491
CULTURE AND RECREATION	$486,538	$6,680	$493,218	$484,231	$8,987
SOCIAL SERVICES	$48,930	$0	$48,930	$46,774	$2,156
CONSERVATION	$7,750	$0	$7,750	$7,750	$0
SANITATION SERVICES	$167,331	$0	$167,331	$146,809	$20,522
DEBT SERVICE	$0	$56,797	$56,797	$56,797	$0
TOTAL EXPENDITURES	$17,625,699	$1,529,786	$19,155,485	$18,096,685	$1,058,800
EXCESS (DEFICIENCY) OF REVENUES OVER (UNDER) EXPENDITURES	$922,141	($1,399,195)	($477,054)	$4,306,958	$4,784,012
OTHER FINANCING SOURCES (USES):					
TRANSFERS IN	$600,000	$0	$600,000	$600,000	$0
TRANSFERS OUT	($1,401,589)	($180,015)	($1,581,604)	($1,581,604)	$0
GAIN ON SALE OF CAPITAL ASSETS	$1,000	$378,608	$379,608	$385,161	$5,553
TOTAL OTHER FINANCING SOURCES (USES)	($800,589)	$198,593	($601,996)	($596,443)	$5,553
NET CHANGE IN FUND BALANCES	$121,552	($1,200,602)	($1,079,050)	$3,710,515	$4,789,565

Over the course of the year the County revised its General Fund budget 8 times. The original budget revenues amounted to $18,547,840 and the final budget revenues amounted to $18,678,431 or an increase of $130,591 in revenues, comprised of approximately $49,000 in auction proceeds, $43,590 in interest, $11,000 in tax attorney commissions, $11,000 insurance recovery and $15,000 in fees and miscellaneous revenues. The original budget expenditures amounted to $17,625,699 and the final budget expenditures amounted to $19,155,485 or an increase of $1,529,786 in expenditures. Significant items causing the expenditure budget increases were an increase of approximately $440,000 for salaries and benefits, including six additional jailers required by Texas Commission on Jail Standards, a grants administrator and an information technology coordinator; increases of approximately $400,000 for utilities and services and $359,000 for road equipment acquired through capital leases; and an increase of $150,000 for building renovation for a satellite college campus. Other significant budgetary changes included an increase in transfers out of approximately $180,000 for airport improvements.

Significant variances between budgeted and actual revenues were primarily positive. It is the County's policy to budget uncertain revenue sources very conservatively. For example, sales tax revenues can change significantly if the state determines during its audit of businesses and industries that sales taxes were remitted on items that should not have been taxed; the County must then refund the excess, usually in the form of reductions in future allocations.

- Ad valorem tax revenues positive variance of approximately $140,000 resulted from tax collections being more than anticipated.

- Sales taxes exceeded the anticipated amount by approximately $1,000,000.

- Intergovernmental revenues are subject to change from year to year based on state and federal funding levels. Positive variances in this category are comprised of approximately $149,000 tobacco settlement, $49,000 federal pass-through grant for emergency management, $24,000 judiciary reimbursement, and $18,000 indigent defense grant.

- Charges for services approximate positive variances were as follows: $650,000 prisoner lodging and medical services, $150,000 Emergency Medical Service fees, $136,000 County Clerk fees and $91,000 Tax Collector fees.

- Interest earned on the County's deposits exceeded the estimate by approximately $500,000 due to an increase in the interest rate and an increase in investments.

- Rents and leases collected were greater than budgeted by approximately $230,000 as a result of the County's operation of Memorial Medical Plaza.

- Positive variances in miscellaneous revenues included approximately $52,000 commission on jail telephones, $50,000 refunds of prior year insurance premiums, $17,000 refund of appraisal district surplus for prior year, $14,000 sales of recyclables and $12,000 insurance and litigation recovery

The following were significant variances between expenditure budgets and actual expenditures:

- General administration expenditures were less than budgeted by approximately $267,000 – which includes $195,000 for supplies and services, $136,000 for property and liability insurance premiums, $28,000 for personnel vacancies and $20,000 for group insurance premiums.

- Judicial expenditures were less than budgeted by approximately $90,000 – which includes $20,000 in office supplies, services and equipment, $28,000 related to personnel vacancies and $39,000 unexpended for jurors and court services.

- Public safety expenditures were less than budgeted by approximately $162,000 – which includes $94,000 resulted from personnel vacancies and $66,000 was not expended for services, supplies and equipment.

- Roads and bridges expenditures were less than budgeted by approximately $257,000 – which includes $195,000 in expenditures for resulted from cyclical variations in the need for supplies and materials. Approximately $50,000 was not expended for services and equipment.

- Health and welfare expenditures were less than budgeted by approximately $113,000 – which includes $65,000 due to personnel vacancies and approximately $35,000 was not expended for services.

CAPITAL ASSETS AND DEBT ADMINISTRATION

Capital Assets

At the end of the current year the County had invested in a broad range of capital assets, including land, buildings, equipment, infrastructure and other. (See Table A-6).

Table A-6
County's Capital Assets
(Net of accumulated depreciation, where applicable)

Description	2007	2006	Change
Land	$1,890,277	$1,849,557	$40,720
Buildings	$19,750,231	$4,538,495	$15,211,736
Improvements	$2,272,806	$2,455,906	($183,100)
Furniture, Fixtures & Equipment	$3,548,254	$3,222,015	$326,239
Construction in Progress	$531,971	$15,978,137	($15,446,166)
Infrastructure	$6,052,470	$6,493,204	($440,734)
Total	$34,046,009	$34,537,314	($491,305)

Renovation of the County Courthouse was completed in early 2007, with project costs totaling approximately $6,800,000. Digital upgrade of the emergency communication system commenced in 2007 and is budgeted for $379,000. The County purchased for approximately $115,000 a building to be renovated for additional office space.

More detail information concerning the County's capital assets is presented in the notes to the financial statements on pages 33 – 34.

Long Term Debt

At year end the County had $16,620,000 in bonds outstanding as shown in Table A-7. The County issued no new bonds during the year.

The County's bonds presently carry "AAA" ratings (insured) with underlying ratings as follows:

Moody's Investor Services	A1
Standard & Poor's	A+

More detailed information about the County's debt is presented in the notes to the financial statements on pages 35 – 37.

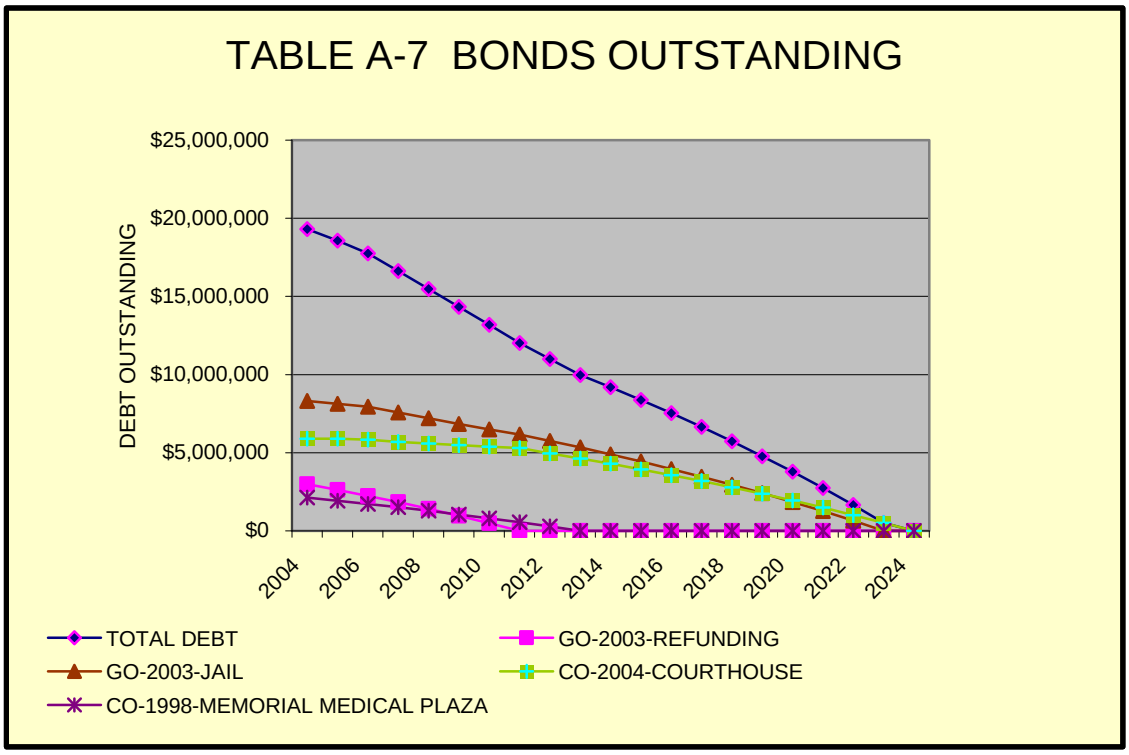

ECONOMIC FACTORS AND NEXT YEAR'S BUDGETS AND RATES

Appraised value used for this year's budget was $3,727,587,616 while $3,978,715,359 was used for next year's budget preparation. This represents an increase of $251,127,743 or 6.74%. General fund tax rates for next year were set at $0.4432, a decrease of $0.0020 or .45% below this year's general fund tax rate of $0.4452. The Commissioners Court budgeted $1,000,000 for Road and Bridge Infrastructure Projects and $300,000 for Capital Improvement Projects in 2008, while maintaining a projected fund balance of approximately 26% of expenditures.

In early 2008, the County purchased property for the construction of an Emergency Medical Services station. Estimated construction cost is $1,200,000 and will be paid from a capital project fund established during the annual budget process. In April 2008, the County sold Memorial Medical Plaza for approximately $3,000,000. Part of the sale proceeds will be used to retire the remaining debt on the facility.

The development of three large waterfront subdivisions in the Port O'Connor and Seadrift areas of the County is expected to increase appraised values for the year 2009.

Request for Information

This financial report is designed to provide a general overview of the County's finances for all those with an interest in the government's finances. Questions concerning any of the information provided in this report or requests for additional financial information should be addressed to Cindy Mueller, County Auditor, 201 W. Austin Street, Port Lavaca, Texas 77979.

This page intentionally left blank

BASIC FINANCIAL STATEMENTS

This page intentionally left blank

EXHIBIT A-1

CALHOUN COUNTY, TEXAS

STATEMENT OF NET ASSETS
DECEMBER 31, 2007

	Primary Government	
	Governmental Activities	Component Unit
ASSETS		
Cash and cash equivalents	$ 16,464,298	1,314,603
Investments	--	1,400,000
Receivables (net of allowances for uncollectibles):	7,223,144	3,399,713
Intergovernmental receivable	1,250,721	--
Inventories	267,045	--
Prepaid items and other current assets	135,637	978,906
Restricted assets:		
Cash and cash equivalents	11,793,850	287,365
Deferred charges	252,380	--
Capital assets (net, where applicable, of accumulated depreciation)		
Land	1,890,277	32,143
Construction in progress	531,971	--
Buildings	19,750,231	2,212,999
Improvements other than buildings	2,272,806	--
Furniture, fixtures and equipment	3,548,254	1,743,672
Infrastructure	6,052,470	--
Total Assets	71,433,084	11,369,401
LIABILITIES		
Accounts payable	562,001	601,539
Accrued and other liabilities	907,236	754,129
Due to other governments	408,906	--
Due to others	296,327	--
Unearned revenue	18,883,485	272,568
Noncurrent liabilities:		
Due in one year	1,329,102	508,048
Due in more than one year	15,651,174	--
Total Liabilities	38,038,231	2,136,284
NET ASSETS		
Invested in Capital Assets, Net of Related Debt	17,166,640	3,817,262
Restricted For:		
Debt Service	301,985	--
Capital Projects	2,019,736	--
Unrestricted	13,906,492	5,415,855
Total Net Assets	$ 33,394,853	9,233,117

The accompanying notes are an integral part of this statement.

CALHOUN COUNTY, TEXAS

STATEMENT OF ACTIVITIES
FOR THE YEAR ENDED DECEMBER 31, 2007

Functions/Programs	Expenses	Program Revenues: Charges for Services	Program Revenues: Operating Grants and Contributions	Program Revenues: Capital Grants and Contributions
Primary government:				
General administration	$ 1,782,392	$ 378,608	$ 6,043	$ 1,250
Judicial	1,143,411	352,857	64,978	--
Legal	590,887	68,107	--	--
Financial administration	885,308	170,691	--	30,046
Public facilities	1,569,944	33,113	3,825	--
Public safety	5,078,262	796,350	54,336	--
Roads and bridges	3,966,121	760,420	19,500	--
Health and welfare	3,365,853	919,001	265,793	--
Community development	138,677	--	--	--
Culture and recreation	713,777	10,182	11,875	--
Social services	47,083	--	--	--
Conservation	7,750	--	18,431	--
Sanitation services	160,645	20,053	--	--
Nondepartmental	247,927	22,992	76,111	--
Interest and fiscal charges	766,368	--	--	--
Total governmental activities	20,464,405	3,532,374	520,892	31,296
Total Primary Government	$ 20,464,405	$ 3,532,374	$ 520,892	$ 31,296
COMPONENT UNIT:				
Memorial Medical Center	$ 22,177,674	$ 22,061,940	$ 69,326	$ --

General Revenues:
Ad valorem taxes
Sales taxes
Other taxes
Unrestricted Investment Earnings
Miscellaneous
Gain on Sale of Capital Assets
Total General Revenues
Change in Net Assets
Net Assets - Beginning
Net Assets - Ending

The accompanying notes are an integral part of this statement.

Net (Expense) Revenue and Changes in Net Assets	
Governmental Activities	Component Unit
$ (1,396,491)	
(725,576)	
(522,780)	
(684,571)	
(1,533,006)	
(4,227,576)	
(3,186,201)	
(2,181,059)	
(138,677)	
(691,720)	
(47,083)	
10,681	
(140,592)	
(148,824)	
(766,368)	
(16,379,843)	
(16,379,843)	
	$ (46,408)
18,172,134	--
2,071,374	--
27,652	--
995,803	124,659
194,315	--
(189,485)	--
21,271,793	124,659
4,891,950	78,251
28,502,903	9,154,866
$ 33,394,853	$ 9,233,117

CALHOUN COUNTY, TEXAS

BALANCE SHEET - GOVERNMENTAL FUNDS
DECEMBER 31, 2007

	General Fund	Other Governmental Funds	Total Governmental Funds
ASSETS			
Cash and cash equivalents	$ 10,186,166	$ 6,278,137	$ 16,464,303
Receivables (net of allowances for uncollectibles):			
Taxes	4,906,009	512,774	5,418,783
Accounts	1,555,948	248,413	1,804,361
Intergovernmental receivable	1,237,607	13,114	1,250,721
Due from other funds	90,509	961	91,470
Inventories	264,352	2,693	267,045
Restricted assets:			
Cash and cash equivalents	11,783,497	10,353	11,793,850
Total Assets	$ 30,024,088	$ 7,066,445	$ 37,090,533
LIABILITIES AND FUND BALANCES			
Liabilities:			
Accounts payable	$ 507,734	$ 54,269	$ 562,003
Accrued and other liabilities	276,616	379,243	655,859
Due to other funds	--	91,470	91,470
Due to other governments	408,906	--	408,906
Due to others	289,876	6,451	296,327
Deferred revenue	18,184,428	2,067,360	20,251,788
Total Liabilities	19,667,560	2,598,793	22,266,353
Fund balances:			
Reserved for:			
Debt service	--	281,731	281,731
Reserved	264,351	--	264,351
Unreserved, reported in:			
General fund	10,092,177	--	10,092,177
Special revenue funds	--	2,166,185	2,166,185
Capital projects funds	--	2,019,736	2,019,736
Total fund balances	10,356,528	4,467,652	14,824,180
Total Liabilities & Fund Balances	$ 30,024,088	$ 7,066,445	$ 37,090,533

The accompanying notes are an integral part of this statement.

CALHOUN COUNTY, TEXAS

RECONCILIATION OF THE GOVERNMENTAL FUNDS BALANCE SHEET
TO THE STATEMENT OF NET ASSETS
DECEMBER 31, 2007

Total fund balances - governmental funds balance sheet	$	14,824,180
Amounts reported for governmental activities in the statement of net assets are different because:		
Capital assets used in governmental activities are not reported in the funds.		34,046,009
Property taxes receivable unavailable to pay for current period expenditures are deferred in the funds.		259,075
Payables for bond principal which are not due in the current period are not reported in the funds.		(16,673,174)
Payables for capital leases which are not due in the current period are not reported in the funds.		(206,195)
Payables for bond interest which are not due in the current period are not reported in the funds.		(251,377)
Payables for compensated absences which are not due in the current period are not reported in the funds.		(100,907)
Other long-term assets are not available to pay for current-period expenditures and are deferred in the funds.		388,018
Court fines receivable unavailable to pay for current period expenditures are deferred in the funds.		910,995
Ambulance receivables unavailable to pay for current period expenditures are deferred in the funds.		198,229
Net assets of governmental activities - statement of net assets	$	33,394,853

The accompanying notes are an integral part of this statement.

CALHOUN COUNTY, TEXAS

STATEMENT OF REVENUES, EXPENDITURES, AND CHANGES
IN FUND BALANCES - GOVERNMENTAL FUNDS
FOR THE YEAR ENDED DECEMBER 31, 2007

	General Fund	Other Governmental Funds	Total Governmental Funds
Revenues:			
Ad valorem taxes	$ 16,491,760	$ 1,657,321	$ 18,149,081
Sales taxes	2,071,374	--	2,071,374
Other taxes	7,931	19,721	27,652
Intergovernmental	396,638	122,909	519,547
Charges for services	1,964,785	175,594	2,140,379
Permits and licenses	13,500	424,689	438,189
Fines and forfeitures	240,626	340,023	580,649
Interest	804,648	191,155	995,803
Gifts and contributions	--	11,875	11,875
Rents and leases	242,253	26,555	268,808
Miscellaneous	170,128	43,032	213,160
Total revenues	22,403,643	3,012,874	25,416,517
Expenditures:			
Current:			
General administration	1,667,242	59,874	1,727,116
Judicial	1,166,614	63,834	1,230,448
Legal	539,156	50,240	589,396
Financial administration	883,889	--	883,889
Public facilities	1,048,815	316,986	1,365,801
Public safety	4,782,138	44,749	4,826,887
Roads and bridges	3,715,036	310,681	4,025,717
Health and welfare	3,416,747	--	3,416,747
Community development	134,687	--	134,687
Culture and recreation	484,231	58,237	542,468
Social services	46,774	--	46,774
Conservation	7,750	--	7,750
Sanitation services	146,809	--	146,809
Nondepartmental	--	419,779	419,779
Debt service:			
Principal	--	1,125,000	1,125,000
Interest and fiscal charges	56,797	723,810	780,607
Total expenditures	18,096,685	3,173,190	21,269,875
Excess (deficiency) of revenues over (under) expenditures	4,306,958	(160,316)	4,146,642
Other financing sources (uses):			
Transfers in	600,000	1,599,394	2,199,394
Transfers out	(1,581,604)	(617,790)	(2,199,394)
Proceeds from sale of capital assets	385,161	--	385,161
Total other financing sources (uses)	(596,443)	981,604	385,161
Net change in fund balances	3,710,515	821,288	4,531,803
Fund balances, January 1	6,646,013	3,646,364	10,292,377
Fund balances, December 31	$ 10,356,528	$ 4,467,652	$ 14,824,180

The accompanying notes are an integral part of this statement.

CALHOUN COUNTY, TEXAS

RECONCILIATION OF THE STATEMENT OF REVENUES, EXPENDITURES, AND CHANGES IN FUND BALANCES OF GOVERNMENTAL FUNDS TO THE STATEMENT OF ACTIVITIES FOR THE YEAR ENDED DECEMBER 31, 2007

Net change in fund balances - total governmental funds	$	4,531,803
Amounts reported for governmental activities in the statement of activities ("SOA") are different because:		
Capital outlays are not reported as expenses in the SOA.		1,829,780
The depreciation of capital assets used in governmental activities is not reported in the funds.		(2,118,353)
The gain or loss on the sale of capital assets is not reported in the funds.		(215,989)
Donations of capital assets increase net assets in the SOA but not in the funds.		30,046
Certain property tax revenues are deferred in the funds. This is the change in these amounts this year.		23,055
Expenses not requiring the use of current financial resources are not reported as expenditures in the funds.		(32,583)
Repayment of bond principal is an expenditure in the funds but is not an expense in the SOA.		1,125,000
Repayment of capital lease principal is an expenditure in the funds but is not an expense in the SOA.		56,797
Bond issuance costs and similar items are amortized in the SOA but not in the funds.		(30,742)
(Increase) decrease in accrued interest from beginning of period to end of period.		(11,819)
Compensated absences are reported as the amount earned in the SOA but as the amount paid in the funds.		(12,612)
Certain ambulance receivables are deferred in the funds. This is the change in these amounts this year.		23,934
Uncollected court fines are not recorded as revenue in the funds.		52,290
Proceeds of leases do not provide revenue in the SOA, but are reported as current resources in the funds.		(358,657)
Change in net assets of governmental activities - statement of activities	$	4,891,950

The accompanying notes are an integral part of this statement.

CALHOUN COUNTY, TEXAS

STATEMENT OF FIDUCIARY NET ASSETS
FIDUCIARY FUNDS
DECEMBER 31, 2007

	Agency Funds
ASSETS	
Cash and cash equivalents	$ 7,926,318
Intergovernmental receivable	57,431
Due from other funds	139,478
Due from others	24,745
Total Assets	$ 8,147,972
LIABILITIES	
Due to other funds	$ 139,478
Due to other governments	742,935
Due to others	7,265,559
Total Liabilities	$ 8,147,972

The accompanying notes are an integral part of this statement.

I. SUMMARY OF SIGNIFICANT ACCOUNTING POLICIES

The financial statements of the County have been prepared in conformity with accounting principles generally accepted (GAAP) in the United States of America as applicable to governmental units. The Governmental Accounting Standards Board (GASB) is the accepted standard-setting body for establishing governmental accounting and financial reporting principles.

GASB Statement No. 20 "*Accounting and Financial Reporting for Proprietary Funds and Other Governmental Entities That Use Proprietary Fund Accounting*" provides guidance on accounting standards to be applied by proprietary funds. The County's discretely presented component unit, Memorial Medical Center (MMC), is a proprietary type fund and has elected to apply all applicable GASB pronouncements as well as FASB Statements and Interpretations, APB Opinions, and ARBs pronouncements unless those pronouncements conflict with or contradict GASB pronouncements. The more significant of the County's accounting policies are described below.

A. Reporting Entity

The County of Calhoun, Texas was organized by the State of Texas in 1846 from parts of Jackson, Matagorda, and Victoria counties and is governed under the laws of the State of Texas. The County provides the following services: general and financial administration, judicial and legal, public facilities and road and bridge maintenance and construction, public safety, health and welfare, community development, culture and recreation, social services, and conservation and sanitation services.

The Calhoun County Commissioners' Court is the level of government which has oversight responsibility and control over all activities of the County. The Court is composed of four commissioners, one elected from each of the four precincts in the County, and the County Judge elected from the entire County. The members are elected by the public and have decision making authority, the power to designate management, the ability to significantly influence operations, and primary accountability for fiscal matters. Although the County receives funding from local, state and federal government entities, the Commissioners' Court is not included in any other government "reporting entity."

Discretely presented component unit - For financial reporting purposes, management has considered all potential component units. The decision to include a potential component unit in the reporting entity was made by applying the criteria set forth in GAAP. The criteria used are as follows:

Financial Accountability - The primary government is deemed to be financially accountable if it appoints a voting majority of the organization's governing body and (1) it is able to impose its will on that organization or (2) there is a potential for the organization to provide specific financial benefits or impose specific financial burdens on the primary government. Additionally, the primary government may be financially accountable if an organization is fiscally dependent on the primary government regardless of whether the organization has a separately elected governing board, a governing board appointed by a higher level of government or a jointly appointed board.

Memorial Medical Center ("MMC") operates a primary critical care hospital. The County Commissioners' Court appoints MMC's board, approves its annual budget, regularly scheduled payment of bills, and major capital additions. MMC is reported as a discretely presented component unit because its services are provided entirely to the public. Separate financial statements are available from hospital management at Memorial Medical Center, 815 North Virginia, Port Lavaca, Texas, 77979.

B. Use of Estimates

The preparation of financial statements in conformity with accounting principles generally accepted in the United States requires management to make estimates and assumptions that affect the reported amounts of assets, liabilities, and disclosure of contingent assets and liabilities at the date of the financial statements and the reported amounts of revenues and expenses/expenditures during the reporting period. Actual

results could differ from those estimates.

C. Government-wide and Fund Financial Statements

The **government-wide financial statements** (i.e. the statement of net assets and the statement of changes in net assets) report information on all of the nonfiduciary activities of the primary government and its component units. For the most part, the effect of interfund activity has been removed from these statements. Governmental activities are supported by taxes and intergovernmental revenues.

The statement of activities demonstrates the degree to which the direct expenses of a given function or segment are offset by program revenues. Direct expenses are those that are clearly identifiable with a specific function or segment. Program revenues include 1) charges to customers or applicants who purchase, use, or directly benefit from goods, services, or privileges provided by a given function or segment and 2) grants and contributions that are restricted to meeting the operational or capital requirements of a particular function or segment. Taxes and other items not properly included among program revenues are reported instead as general revenues.

Separate fund financial statements are provided for governmental funds and fiduciary funds even though the later are excluded from the government-wide financial statements. The General Fund and Courthouse Renovation capital projects fund meet criteria as *major governmental funds*. Each fund is reported in separate columns in the fund financial statements. Non-major funds include Special Revenue, Debt Service, and Capital Projects funds. The combined amounts for these funds are reflected in a single column in the fund Balance Sheet and Statement of Revenues, Expenditures, and Changes in Fund Balances. Detailed statements for nonmajor funds are presented within Combining and Individual Fund Statements and Schedules.

D. Measurement Focus, Basis of Accounting, and Financial Statement Presentation

Government-wide financial statements are reported using the economic resources measurement focus and the accrual basis of accounting, as are the proprietary fund financial statements. Revenues are recorded when earned and expenses are recorded when a liability is incurred, regardless of the timing of related cash flows. Property taxes are recognized as revenues in the year for which they are levied. Grants and similar items are recognized as revenue as soon as all eligibility requirements imposed by the provider have been met.

Revenues are classified as *program revenues* and *general revenues.* Program revenues include 1) charges to customers or applicants for goods, services, or privileges provided, 2) operating grants and contributions, and 3) capital grants and contributions. General revenues include all taxes, grants not restricted to specific programs and investment earnings.

Governmental fund financial statements are reported using the current financial resources measurement focus and the modified accrual basis of accounting. Revenues are recognized as soon as they are both measurable and available. Revenues are considered to be available when they are collectible within the current period or soon enough thereafter to pay liabilities of the current period. Property taxes, franchise taxes, licenses, and interest associated with the current fiscal period are all considered to be susceptible to accrual and so have been recognized as revenues of the current fiscal period. Only the portion of special assessments receivable due within the current fiscal period is considered to be susceptible to accrual as revenue of the current period. All other revenue items are considered to be measurable and available only when cash is received by the County.

Receivables which are measurable but not collectible within 60 days after the end of the fiscal period are reported as deferred revenue. Property taxes which were levied and due October 1, 2007 are intended to finance the County's budget for the fiscal year beginning January 1, 2008; accordingly, recognition of revenue from this levy has been deferred to the next fiscal year.

Expenditures generally are recorded when a liability is incurred, as under accrual accounting. However, debt service expenditures, as well as expenditures related to compensated absences and claims and judgments, are recorded only when payment is due.

The County reports the following major governmental funds:

The General Fund is the County's general operating fund and is always classified as a major fund. It accounts for all financial resources of the general government, except those required to be accounted for in another fund. Major revenue sources include property and other taxes, intergovernmental revenues, charges for services, and investment of idle funds. Primary expenditures are for general administration, judicial and legal, public facilities and road and bridge maintenance and construction, public safety, and health and welfare.

Nonmajor funds include special revenue, debt service, and capital projects funds.

Proprietary fund financial statements are used to account for activities, which are similar to those often found in the private sector. The measurement focus is based upon determination of net income, financial position and cash flows. MMC, the County's discrete component unit, is a proprietary fund used to account for hospital operations. Major revenues are provided by charges for services. Primary expenses are for health care.

The proprietary fund is accounted for using the accrual basis of accounting as follows:

1. Revenues are recognized when earned, and expenses are recognized when the liabilities are incurred.

2. Current-year contributions, health care expenses and administrative expenses which are not received or paid until the subsequent year, are accrued.

Proprietary funds distinguish operating revenues and expenses from nonoperating items. Operating revenues and expenses generally result from providing services and producing and delivering goods in connection with a proprietary fund's principal ongoing operations. The principal operating revenues are charges to customers for services. Operating expenses for the funds include the cost of services, administrative expenses, and depreciation on capital assets. All revenues and expenses not meeting this definition are reported as nonoperating revenues and expenses.

Fiduciary fund financial statements include fiduciary funds which are classified into private purpose trust and agency funds. The County has only agency funds which are used to account for assets held by the County as an agent for individuals, private organizations, other governments and other fiduciary funds. Agency funds do not involve a formal trust agreement. Agency funds are custodial in nature (assets equal liabilities) and do not involve measurement of results of operations.

E. Assets, liabilities, and net assets or equity

1. Cash and cash equivalents

Cash consists of demand and time deposits. For purposes of presentation of MMC's cash flows, all investments with a maturity of 3 months or less at acquisition have been classified as cash equivalents.

2. Interest Capitalization

Interest costs incurred by the proprietary fund for the acquisition and/or construction of capital assets are subject to capitalization when the following conditions are present:

Expenditures for the capital asset have been made.

Activities that are necessary to get the capital asset ready for intended use are in progress.

Interest cost is being incurred.

The amount of interest cost to be capitalized is based on the weighted average amount of accumulated expenditures for the period multiplied by the interest rate for the obligation incurred specifically to finance the construction of the capital asset net of interest earned on funds borrowed to finance the project. During 2007, MMC capitalized no interest.

3. Investments

State statutes authorize the county to invest in (1) obligations of the United States or its agencies and instrumentalities; (2) direct obligations of the State of Texas or its agencies; (3) other obligations, the principal of and interest on which are unconditionally guaranteed or insured by the State of Texas or the United States; (4) obligations of states, agencies, counties, cities, and other political subdivisions of any state having been rated as to investment quality by a nationally recognized investment rating firm and having received a rating of not less than A or its equivalent; (5) certificates of deposit by state and national banks domiciled in this state that are (A) guaranteed or insured by the Federal Deposit Insurance Corporation, or its successor; or, (B) secured by obligations that are described by (1) - (4); or, (6) fully collateralized direct repurchase agreements having a defined termination date, secured by obligations described by (1), pledged with a third party selected or approved by the county, and placed through a primary government securities dealer.

Investments maturing within one year of date of purchase are stated at cost or amortized cost, all other investments are stated at fair value which is based on quoted market prices. All investment income is recognized in the appropriate fund's statement of activity and or statement of revenues, expenditures and changes in fund balance.

4. Receivables and Payables

Receivable from Other Governments - Accounts receivable from other governments include amounts due from grantors for approved grants for specific programs and reimbursements for services performed by the County. Program grants are recorded as receivables and revenues at the time all eligibility requirements established by the grantor have been met.

Reimbursements for services performed are recorded as receivables and revenue when they are earned in the government-wide statements. Included are fines and costs assessed by court action and billable services for certain contracts. Revenues received in advance of the costs being incurred are recorded as deferred revenue in the fund statements. Receivables are shown net of an allowance for uncollectibles.

Due From or Due to Other Funds - Lending or borrowing between funds is reflected as "due from or due to" (current portion) or "advances to or advances from other funds" (non-current). Advances between funds, as reported in the fund financial statements, are offset by a fund balance reserve account in applicable government funds to indicate that they are not available for appropriation and are not expendable available financial resources. Interfund activity reflected in "due from or due to" is eliminated on the government-wide statements.

5. Capital Assets

Capital assets, which include land, buildings and improvements, equipment, and infrastructure assets (e.g., roads and bridges), are reported in the government-wide financial statements. Capital assets (except for grant assets with lower thresholds) are defined as assets with a cost of $1,000 or more. Infrastructure assets include County-owned roads and bridges. Capital assets are recorded at historical costs if purchased or constructed. Donated capital assets are recorded at estimated fair market value at the date of donation.

The costs of normal maintenance and repairs that do not add to the value of the asset or materially extend assets lives are not capitalized. Capital assets except for infrastructure are depreciated using the straight line method over the following estimated useful lives:

Buildings	15 - 50 years
Improvements other than buildings	45 years
Equipment	5 - 20 years
Leased assets	3 - 7 years
Infrastructure	35 - 40 years

6. Compensated Absences

A liability for unused vacation (two weeks vacation benefits annually (three weeks after ten years of employment)) and compensation time for all full time employees is calculated and reported in the government-wide statements. For financial reporting, the following criteria must be met to be considered as compensated absences:

- leave or compensation is attributed to services already rendered,
- leave or compensation is not contingent on a specific event.

Vested or accumulated vacation leave and compensation time that is expected to be paid with expendable available financial resources is reported as expenditures and fund liabilities of the General Fund. Amounts of vested or accumulated vacation leave and compensation time that are not expected to be paid with expendable available financial resources are reported in the in the government wide statement of assets and expense is recorded for the net change in the government wide statement of changes in net assets. A liability for these amounts is reported in governmental funds only if they are matured, for example, unused reimbursable leave payable as a result of employee resignations and retirements.

7. Fund Equity

In government-wide statements, net assets are classified into three categories as follows:

a. Invested in capital assets, net of related debt – This component of net assets consists of capital assets, net of accumulated depreciation and reduced by the outstanding balances of any bonds, mortgages, notes, leases, or other borrowings that are attributable to the acquisition, construction, or improvement of those assets.

b. Restricted – This component of net assets consists of net assets whose use is restricted by contributors, laws or regulations of other governments, or by laws through constitutional provisions or enabling legislation.

c. Unrestricted – This component of net assets consists of those assets that do not meet the definition of “restricted” or “invested in capital assets, net of related debt.”

In the fund financial statements, governmental funds report reservations of fund balance for amounts that are not available for appropriation or legally restricted by outside parties for a specific purpose. Fund reservations include debt service, capital projects, and prepaid assets.

II. RECONCILIATION OF GOVERNMENT-WIDE AND FUND FINANCIAL STATEMENTS

A. Explanation of certain differences between the governmental fund balance sheet and the government-wide statement of net assets:

The governmental fund balance sheet includes a reconciliation between fund balances for total governmental funds and net assets as reported in the government-wide statement of net assets. The details of the difference are as follows:

Other long-term assets which are not available to pay for current-period expenditures and are deferred in the funds:

Deferred bond issue costs	$ 248,006
Deferred loss on refunding	4,375
Prepaid insurance	135,637
	$ 388,018

B. Explanation of certain differences between the governmental fund statement of revenues, expenditures, and changes in fund balances and the government-wide statement of activities.

The governmental fund statement of revenues, expenditures, and changes in fund balances includes a reconciliation between net changes in fund balances – total governmental funds and changes in net assets of governmental activities as reported in the government-wide statement of activities. Government funds report capital expenditures: however, in the statement of activities, the cost of capital assets is allocated over their estimate useful lives and reported as depreciation expense. The details of the difference are as follows:

Expenses not requiring the use of current financial resources are not reported as expenditures in the funds:

Change in prepaid insurance	$ 32,583

III. DEPOSITS, INVESTMENTS AND INVESTMENT POLICIES

A. Deposits

At year end, the carrying amount of the County's cash and cash equivalents was $36,180,269 and the bank balance was $36,494,179. The bank balance was collateralized with securities held by the County's depository's agent in the County's name. At year end, the County's depository had pledged securities, with a par value of $47,555,433 and fair value of $47,533,134.

Custodial Credit Risk – Deposits. In the case of deposits this is the risk, that in the event of a bank failure, the County's deposits may not be returned to it. The County requires all deposits to be covered by Federal Depository Insurance Corporation (FDIC) insurance and/or collateralized by qualified securities pledged by the County's depository in the County's name and held by the depository's agent.

B. Investments

During 2007, the County's investing activities were limited to certificates of deposit which are classified as cash.

IV. PROPERTY TAXES AND OTHER RECEIVABLES

A. Property Tax Calendar/Taxes Collected In Advance

The County's property tax is levied and recorded as a receivable each October 1, on the assessed value listed as of the prior January 1, for all real and business property located in the County. Taxes are delinquent on February 1 following the October 1 levy date. A statutory lien becomes effective on all property with unpaid taxes as of January 1 of the year following the assessment. The County is prohibited from using taxes collected between October 1 and December 31 until the first day of the budget year for which the taxes are levied. As a result, taxes collected between these dates are shown as restricted cash and deferred revenue on the balance sheets of the General and Debt Service Funds.

The appraisal of property within the County is the responsibility of the Calhoun County Appraisal District as required by legislation passed by the Texas Legislature. The Appraisal District is required under such legislation to assess all property within the Appraisal District on the basis of 100% of its appraised value and is prohibited from applying any assessment ratios. The value of property within the appraisal district must be reviewed every five years; however, the county may, at its own expense, require annual reviews of appraised values. The County may challenge appraised values established by the appraisal district through various appeals and, if necessary, legal action. Property taxes attach as an enforceable lien on property as of January 1, following the levy date. Taxes are due by January 31, following the levy date.

B. Receivables

Governmental fund type receivables consist of amounts due for property taxes or amounts due for services (net of allowance for uncollectibles). Any portion of receivables that do not meet the criteria for revenue recognition are recorded as deferred revenue.

Receivables for individual major funds and nonmajor funds in the aggregate at December 31, 2007 were as follows:

	General	Nonmajor Funds	Total
Taxes receivable	$ 5,164,220	$ 539,762	$ 5,703,982
Allowance for uncollectible taxes	(258,211)	(26,988)	(285,199)
	4,906,009	512,774	5,418,783
Accounts receivable	2,581,288	577,449	3,158,737
Allowance for uncollectible	(1,025,340)	(329,036)	(1,354,376)
	1,555,948	248,413	1,804,361
Total	$ 6,461,957	$ 761,187	$ 7,223,144

Discrete Component Unit

Receivables at December 31, 2007 were as follows:

	MMC
Accounts receivable	$ 6,154,125
Allowance for uncollectible	(2,754,412)
Total	$ 3,399,713

Governmental funds report *deferred revenue* in connection with receivables for revenues that are not considered to be available to liquidate liabilities of the current period. Governmental funds also defer revenue recognition in connection with resources that have been received, but not yet earned. At the end of the current fiscal year, the various components of *deferred revenue* and *unearned revenue* reported in the governmental funds were as follows:

	Unavailable	Unearned	Total
Tax levy receivable			
General Fund	$ 238,819	$ 4,648,285	$ 4,887,104
Memorial Medical Center Debt Service	4,006	78,626	82,632
2003-A Jail Bonds Debt Service	7,076	184,508	191,584
2003-B GO Refinancing Bonds Debt Service	5,800	133,139	138,939
2004 Courthouse Renovation Debt Service	3,375	94,351	97,726
Taxes collected in advance			
General Fund	-	12,466,406	12,466,406
Memorial Medical Plaza Debt Service	-	210,956	210,956
2003-A Jail Bonds Debt Service	-	495,043	495,043
2003-B GO Refinancing Bonds Debt Service	-	357,219	357,219
2004 Courthouse Renovation Debt Service	-	253,147	253,147
Fines receivable			
General Fund	675,581	-	675,581
Courthouse Security	1,441	-	1,441
Pretrial Services	2,173	-	2,173
County Clerk Records Management	367	-	367
Records Management and Preservation	7,255	-	7,255
Road and Bridge	224,178	-	224,178
Ambulance fees receivable			
General Fund	198,232	-	198,232
Other revenue collected in advance			
General Fund	-	(42,895)	(42,895)
Port O'Connor Community Center	-	4,700	4,700
	$ 1,368,303	$ 18,883,485	$ 20,251,788

V. CAPITAL ASSETS

Capital assets are recorded at cost or, if donated, at fair market value at the date of receipt. In accordance with GASB-34, depreciation policies were adopted to include useful lives and classification by function. Infrastructure assets are listed at estimated or actual historical costs. General capital assets are not capitalized in the funds used to acquire or construct them. Instead, capital acquisition and construction are reflected as expenditures in governmental funds, and the related assets are reported in governmental-type activities. Donated fixed assets are valued at their estimated fair market value on the date of donation.

The County uses the following criteria to classify capital assets:

Useful life exceeds one year,
Cost equals $1,000 or more for assets acquired by governmental funds,
Cost equals $500 or more for assets acquired by proprietary funds.

The costs of normal maintenance and repairs that do not add to the value of the asset or materially extend asset lives are not capitalized.

Depreciation and amortization of capital assets are estimated using the straight line method over estimated useful lives and are charged as an expense against operations for proprietary funds and governmental activities. Accumulated depreciation and amortization are reported for proprietary funds and governmental activities.

The following is a summary of capital asset activity for the year ended December 31, 2007:

	Balance 12/31/2006	Addtions	Retirements	Transfers and Completed Construction	Balance 12/31/2007
GOVERNMENTAL ACTIVITIES:					
Capital assets, not being depreciated:					
Land	$ 1,849,557	$ 31,720	$ -	$ 9,000	$ 1,890,277
Construction in progress	15,978,137	680,442	-	(16,126,608)	531,971
Total capital assets not being depreciated	17,827,694	712,162	-	(16,117,608)	2,422,248
Capital assets, being depreciated					
Buildings	10,762,740	115,301	(377,340)	15,991,973	26,492,674
Improvements other than buildings	5,997,229	5,200	(5,149)	-	5,997,280
Furniture, fixtures and equipment	9,889,794	1,027,163	(795,310)	125,635	10,247,282
Infrastructure	17,064,090	-	-	-	17,064,090
Total capital assets being depreciated	43,713,853	1,147,664	(1,177,799)	16,117,608	59,801,326
Less accumulated depreciation for:					
Buildings	(6,224,245)	(776,574)	258,376	-	(6,742,443)
Improvements other than buildings	(3,541,323)	(187,673)	4,522	-	(3,724,474)
Furniture, fixtures and equipment	(6,667,779)	(713,372)	682,123	-	(6,699,028)
Infrastructure	(10,570,886)	(440,734)	-	-	(11,011,620)
Total accumulated depreciation	(27,004,233)	(2,118,353)	945,021	-	(28,177,565)
Total capital assets being depreciated, net	16,709,620	(970,689)	(232,778)	16,117,608	31,623,761
Governmental activities capital assets, net	$ 34,537,314	$ (258,527)	$ (232,778)	$ -	$ 34,046,009

Depreciation expense was charged to governmental activities functions/programs of the primary government as follows:

Functions/Programs	
General administration	$ 40,709
Judicial	6,041
Legal	8,071
Financial administration	2,153
Public facilities	201,529
Public safety	466,844
Roads and bridges	649,881
Health and welfare	98,558
Community development	6,162
Culture and recreation	183,559
Social services	309
Sanitation services	14,840
Nondepartmental	439,697
Total expenditures	$ 2,118,353

Discretely Presented Component Unit

	Balance 12/31/2006	Addtions	Retirements	Transfers and Completed Construction	Balance 12/31/2007
BUSINESS-TYPE ACTIVITIES:					
Capital assets, not being depreciated:					
Land	$ 32,143	$ -	$ -	$ -	$ 32,143
Capital assets, being depreciated					
Buildings and improvements	8,921,125	9,860	-	-	8,930,985
Equipment	12,436,759	147,342	-	-	12,584,101
Leased assets	1,330,405	-	-	-	1,330,405
Total capital assets being depreciated	22,688,289	157,202	-	-	22,845,491
Less accumulated depreciation for:					
Buildings and improvements	(6,388,615)	(329,371)	-	-	(6,717,986)
Equipment	(10,739,265)	(439,466)	-	-	(11,178,731)
Leased assets	(727,103)	(265,000)	-	-	(992,103)
Total accumulated depreciation	(17,854,983)	(1,033,837)	-	-	(18,888,820)
Total capital assets being depreciated, net	4,833,306	(876,635)	-	-	3,956,671
Business-type activities capital assets, net	$ 4,865,449	$ (876,635)	$ -	$ -	$ 3,988,814

VI. LONG-TERM DEBT

A. General Obligation Debt

The County finances acquisition or construction of facilities with general obligation debt which is repaid by the debt service funds. At December 31, 2007, the County had the following outstanding bonded debt:

Purpose	Original Amount	Year of Issue	Final Maturity	Average Annual Payment	Interest Rate	Balance 12/31/2007
GOVERNMENTAL TYPE ACTIVITIES DEBT						
General Obligation Bonds:						
Buildings	$ 8,490,000	2003	2023	$ 660,000	3.45 % - 4.65%	$ 7,575,000
Refunding	3,340,000	2003	2011	490,000	2.00 % - 4.00%	1,845,000
						9,420,000
Certificates of Obligation:						
Buildings	3,130,000	1996	2006	293,000	4.35% - 7.00%	1,505,000
Buildings	5,890,000	2004	2024	477,000	3.00% - 4.55%	5,695,000
						7,200,000
						16,620,000
Bond premium/discount						(42,491)
Total Governmental Type Activities Debt						$ 16,577,509

Annual debt service requirements to maturity for general debt:

Year Ending December 31,	Principal	Interest	Total
2008	$ 1,135,000	$ 685,547	$ 1,820,547
2009	1,145,000	646,384	1,791,384
2010	1,155,000	605,467	1,760,467
2011	1,165,000	562,572	1,727,572
2012	1,020,000	516,110	1,536,110
2013 - 2017	4,350,000	2,013,543	6,363,543
2018 - 2022	4,995,000	1,072,917	6,067,917
2023 - 2024	1,655,000	99,381	1,754,381
	$ 16,620,000	$ 6,201,921	$ 22,821,921

The County uses its debt service funds to pay its debt obligations.

B. Obligations under Capital Lease

The County also finances acquisition of equipment through capital leases which are paid by the fund acquiring the underlying asset. At December 31, 2007 the County had the following obligations under capital lease:

$100,769 capital lease obligation with annual payments of $54,463 through, November 27, 2009 including interest accruing at 5.35%, secured by equipment with an acquisition cost of $100,769.	$ 100,769
$257,888 capital lease obligation with annual payments of $56,797 through, November 27, 2009 including interest accruing at 5.06%, secured by equipment with an acquisition cost of $257,888.	201,091
	$ 301,860

Discrete Component Unit

Various lease obligations are due at varying rates of imputed interest and are collateralized by equipment with a net amortized cost of $988,598.	$ 171,552

Annual debt service requirements to maturity for capital lease obligations:

Year Ending December 31,	Primary Government	Discrete Component Unit
2008	$ 111,260	$ 173,491
2009	111,260	-
2010	56,796	-
2011	56,797	-
	336,113	173,491
Less: interest	(34,253)	(1,939)
	$ 301,860	$ 171,552

D. Schedule of Changes in Long-Term Debt

Description	December 31, 2006	Additions	Retirements	December 31, 2007	Due Within One Year
Primary Government:					
General obligation bonds	$ 10,180,000	$ -	$ (760,000)	$ 9,420,000	$ 800,000
Certificates of obligation	7,565,000	-	(365,000)	7,200,000	335,000
Total bonds payable	17,745,000	-	(1,125,000)	16,620,000	1,135,000
Bond premium/discount	(44,962)	-	2,471	(42,491)	(2,471)
Capital lease obligation	-	358,657	(56,797)	301,860	95,666
Accrued compensated absences	88,296	12,611	-	100,907	100,907
	$ 17,788,334	$ 371,268	$ (1,179,326)	$ 16,980,276	$ 1,329,102

Discrete Component Unit

Description	December 31, 2006	Additions	Retirements	December 31, 2007	Due Within One Year
Discrete Component Unit:					
Capital lease obligation	$ 397,960	$ -	$ (226,408)	$ 171,552	$ 171,552
Accrued compensated absences	336,496	-	-	336,496	-
	$ 734,456	$ -	$ (226,408)	$ 508,048	$ 171,552

Business-type activities compensated absences are included in accrued liabilities.

VII. INTERFUND RECEIVABLES, PAYABLE BALANCES, AND OPERATING TRANSFERS

Interfund receivables and payables at December 31, 2007 were as follows:

Fund	Interfund Receivable	Interfund Payable
General Fund	$ 877,222	$ -
Nonmajor governmental type funds	95,735	94,480
Agency funds	139,478	1,017,952
Total Due From/To Other Funds	$ 1,112,435	$ 1,112,432

The General Fund provided money to various capital projects funds in advance of revenue receipted from other sources in subsequent years.

Operating transfers during 2007 were as follows:

	Operating Transfers	
	In	Out
General Fund	$ 600,000	$ 1,581,604
Nonmajor governmental funds	1,599,394	617,790
	$ 2,199,394	$ 2,199,394

Operating transfers were made to provide for road and bridge maintenance, airport maintenance, debt service, capital asset acquisition, and courthouse renovation.

VIII. RETIREMENT COMMITMENTS

A. Plan Description

The County and Memorial Medical Center (MMC) provide retirement, disability, and death benefits for all of their respective full-time employees through nontraditional defined benefit plans in the state-wide Texas

County and District Retirement System (TCDRS). The Board of Trustees of TCDRS is responsible for the administration of the statewide agent multiple-employer public employee retirement system consisting of 573 nontraditional defined benefit pension plans. TCDRS in the aggregate issues a comprehensive annual financial report (CAFR) on a calendar year basis. The CAFR is available upon written request from the TCDRS Board of Trustees at P.O. Box 2034, Austin, Texas, 78768-2034.

The plan provisions are adopted by County Commissioners' Court and the MMC Board, within the options available in the state statutes governing TCDRS (TCDRS Act). Members can retire at ages 60 and above with 8 or more years of service or with 30 years regardless of age or when the sum of their age and years of service equals 75 or more. Members are vested after 8 years but must leave their accumulated contributions in the plans to receive any employer-financed benefit. Members who withdraw their personal contributions in a lump-sum are not entitled to any amounts contributed by their employer.

Benefit amounts are determined by the sum of the employee's contributions to the plan, with interest, and employer-financed monetary credits. The level of these monetary credits is adopted by the County Commissioners' Court within the constraints imposed by the TCDRS Act so that the resulting benefits can be expected to be adequately financed by the employer's commitment to contribute. At retirement, death, or disability, the benefit is calculated by converting the sum of the employee's accumulated contribution and the employer-financed monetary credits to a monthly annuity using annuity purchase rates prescribed by the TCDRS Act.

B. Funding Policy

The County and MMC have elected the annually determined contribution rate (Variable-Rate) plan provisions of the TCDRS Act. The plans are funded by monthly contributions from both employee members and the employer based on the covered payroll of employee members. Under the TCDRS Act, the contribution rate of the employer is actuarially determined annually. It was 10.04% and 4.84%, respectively for the County and MMC for 2007.

The contribution rate payable by the employee members for calendar year 2007 is the rate of 7% as adopted by the County Commissioners' Court and MMC's Board. The employee contribution rate and the employer contribution rate may be changed by the County Commissioners' Court and MMC's Board within the options available in the TCDRS Act.

C. Annual Pension Cost

For the fiscal year ended December 31, 2007, the annual pension cost for the TCDRS plans for employees and the employer's actual contributions were $723,553 and $415,708, respectively, for the County and MMC.

The annual required contributions were actuarially determined as a percent of the covered payroll of the participating employees, and were in compliance with the GASB Statement No. 27 parameters based on the actuarial valuation as of December 31, 2005, the basis for determining the contribution rate for calendar year 2007. The December 31, 2006 actuarial valuation is the most recent valuation.

Actuarial Valuation Information

Actuarial valuation date	12/31/04	12/31/05	12/31/06
Actuarial cost method	entry age	entry age	entry age
Amortization method	level percentage of payroll, open	level percentage of payroll, open	level percentage of payroll, closed (MMC - open)
Amortization period in years			
County	20	20	15
MMC	30	30	30
Asset valuation method	long-term appreciation with adjustment	long-term appreciation with adjustment	SAF: 10-yr smoothed value ESF:
Assumptions:			
Investment return	8.0%	8.0%	8.0%
Projected salary increases	5.5%	5.3%	5.3%
Inflation	3.5%	3.5%	3.5%
Cost of living adjustments	0.0%	0.0%	0.0%

Schedule of Funding Progress

Acruarial valuation date	12/31/04	12/31/05	12/31/06
County			
Actuarial value of assets	$ 11,376,655	$ 12,469,092	$ 14,514,659
Actuarial accrued liability (AAL)	$ 13,328,007	$ 14,378,215	$ 16,063,694
Unfunded actuarial accrued liability (UAAL)	$ 1,951,352	$ 1,909,123	$ 1,549,035
Funded ratio	85.4%	86.7%	90.4%
Annual covered payroll (actuarial)	$ 5,237,650	$ 5,505,705	$ 6,584,058
UAAL as percentage of covered payroll	37.3%	34.7%	23.5%
MMC			
Actuarial value of assets	$ 11,575,171	$ 12,636,002	$ 14,542,201
Actuarial accrued liability (AAL)	$ 10,464,422	$ 11,514,716	$ 13,584,089
Unfunded actuarial accrued liability (UAAL)	$ (1,110,749)	$ (1,121,286)	$ (958,112)
Funded ratio	110.6%	109.7%	107.1%
Annual covered payroll (actuarial)	$ 6,029,716	$ 6,181,048	$ 7,992,099
UAAL as percentage of covered payroll	-18.4%	-18.1%	-12.0%

Trend Information

Fiscal Year Ended	12/31/05	12/31/06	12/31/06
Annual Pension Cost (APC)			
County	$ 506,318	$ -	$ -
MMC		$ 295,708	$ 415,708
Percentage of APC Contributed	100.0%	100.0%	100.0%
Net Pension Obligation	$ -	$ -	$ -

IX. RISK MANAGEMENT

Primary Government

The County is exposed to various risks of loss related to torts; theft of, damage to, and destruction of assets; business interruption; errors and omissions; injuries to employees; employee health benefits; and other claims of various nature. Any losses reported but unsettled or incurred and not reported, are believed to be insignificant to the County's financial statements. For the last three years, there have been no significant reductions of insurance coverage or insurance settlements in excess insurance coverage. Any losses reported but unsettled or incurred and not reported, are believed to be insignificant to the County's financial statements.

Discrete Component Unit

MMC participates in an interlocal pool (the "Pool") of approximately 34 Texas rural governmental hospitals sharing risk for workers compensation injuries. The Pool calculates a minimum pool contribution which is funded initially for participation and additionally calculates an expected level of claim development both based on payroll and claim estimates of MMC. If MMC experiences claim losses above this claim expectation, the required pool contribution may increase up to a second threshold. The pool may also assess supplementary assessments to member hospitals not to exceed 100% of annual payment for any previous year MMC was a participant. The Pool maintains specific excess insurance on a per occurrence basis and also aggregates excess insurance that provide some mitigation of overall member losses. However, it is not possible to determine if these changes will be sufficient to maintain the loss pool without additional assessments to MMC. At December 31, 2007, MMC does not believe that a reserve for any assessments is necessary.

MMC is partially self-insured for employee health claims. Additionally, insurance covers aggregate expenses in excess of $1,000,000. An estimated liability of $586,008 has been recorded for claims that are unpaid at December 31, 2007, as well as for those that are incurred but not reported. These estimates are based on an analysis of claims filed subsequent in conjunction with the above noted excess insurance. At year-end, MMC had a stop-loss insurance receivable of $156,682.

	2007	2006
Liability at beginning of year	$ 586,008	$ 150,000
Current year claims and changes in estimates	1,730,978	1,706,945
Claims payments	(1,890,932)	(1,270,937)
Liability at end of year	$ 426,054	$ 586,008

X. COMMITMENTS AND CONTINGENCIES

Primary Government and Discrete Component Unit

The County is a party in lawsuits occurring in the normal course of business. Although the outcome of these matters is not presently determinable, in the opinion of the County's management, their resolution will not have a material adverse effect on the financial condition of the County.

Amounts received or receivable from grantor agencies are subject to audit and adjustment by such agencies. Any disallowed claims, including amounts already collected may constitute a liability of the applicable funds. The amount, if any, of expenditures which may be disallowed by the grantor cannot be determined at this time although the County expects such amounts, if any, to be immaterial.

Discrete Component Unit

Memorial Medical Center (MMC) is a party in lawsuits occurring in the normal course of business. Although the outcome of these matters is not presently determinable, in the opinion of MMC's management, their resolution will not have a material adverse effect on the financial condition of MMC.

MMC leases various equipment and facilities under operating leases expiring at various dates through October 2010. Total rental expense in 2007 for all operating leases was approximately $630,807.

MMC has entered into minimum income guarantees with physicians in return for their continued practice in the surrounding area. The physicians repay the advances when their net income exceeds agreed minimums. Unpaid advances may be forgiven for practice continued beyond the initial term. MMC has advanced $230,315 under these agreements with an unamortized balance due at December 31, 2007 of $61,186.

XI. OTHER DISCLOSURES

A. Patient Revenue

Discrete Component Unit

Uncompensated Care – Memorial Medical Center patient revenue is reported net of adjustments for Medicare and Medicaid contractual adjustments, other third-party payors, and charity care. Uncompensated care for the year ended December 31, 2007 was $16,895,123.

B. Concentrations of Credit Risk / Business Concentrations

Primary Government

Governmental fund type accounts and taxes receivable are due from citizens and businesses within the County's boundaries. Risk of loss is immaterial due to wide dispersion of receivables and because of policies which address procedures for approving credit and filing property tax liens.

Discrete Component Unit

Memorial Medical Center receivable concentrations are primarily due from Medicare/Medicaid (37%), other third-party payors (31%), and patients (32%).

Suppliers – MMC is dependent on a supplier for primarily all of its pharmaceutical supplies. Failure to obtain favorable renewal terms or to locate alternative suppliers could result in a future disruption of service to patients.

Physicians - MMC is dependent upon local physicians practicing in its service area to provide admissions (patients) and to utilize the hospital for outpatient services. A decrease in the number of physicians providing these services or change in their utilization patterns may have an adverse effect on hospital operations.

C. Financial Statements of Memorial Medical Center

Statement of Net Assets

ASSETS		
Current assets:		
Cash and cash equivalents	$	1,314,603
Investments		1,400,000
Receivables (net of allowances for uncollectibles):		
Accounts		3,399,713
Prepaid items and other current assets		978,906
Total current assets		7,093,222
Noncurrent assets		
Restricted assets:		
Cash and cash equivalents		287,365
Capital assets :		
Land		32,143
Buildings		2,212,999
Equipment		1,743,672
Total noncurrent assets		4,276,179
Total Assets	$	11,369,401
LIABILITIES		
Current liabilities:		
Accounts payable	$	601,539
Accrued and other liabilities		754,129
Compensated absences payable		336,496
Capital leases payable - current portion		171,552
Deferred revenue		272,568
Total current liabilities		2,136,284
Total Liabilities		2,136,284
NET ASSETS		
Unrestricted		9,233,117
Total Net Assets	$	9,233,117

Statement of Changes in Net Assets

OPERATING REVENUES:		
Patient service revenues (net)	$	21,865,992
Other operating revenues		195,948
Total Operating Revenues		22,061,940
OPERATING EXPENSES:		
Operating expenses		21,089,551
Depreciation and amortization		1,033,837
Total Operating Expenses		22,123,388
Operating Income (Loss)		(61,448)
NON-OPERATING REVENUES (EXPENSES):		
Interest revenue		124,659
Operating grants and contributions		69,326
Interest expense		(54,286)
Total Non-operating Revenues (Expenses)		139,699
Increase (decrease) in net assets		78,251
Net assets, January 1		9,154,866
Net assets, December 31	$	9,233,117

Statement of Cash Flows

Cash Flows from Operating Activities:		
Cash received from patients and third-party payors	$	22,205,974
Other receipts and payments from operations, net		195,948
Cash paid to suppliers		-9,469,859
Cash paid to employees		-8,590,031
Cash paid for employee benefits and payroll taxes		-3,122,508
Net Cash Provided (Used) by Operating Activities		1,219,524
Cash Flows from Non-capital Financing Activities:		
Noncapital grants and contributions		69,326
Net Cash Provided (Used) by Non-capital Financing Activities		69,326
Cash Flows from Capital and Related Financing Activities:		
Capital grants and contributions	--	
Principal payments on long-term debt and notes payable		-226,408
Interest payments on long-term debt and notes payable		-54,286
Purchase of capital assets		-157,202
Net Cash Provided (Used) for Capital & Related Financing Activities		-437,896
Cash Flows from Investing Activities:		
Investment earnings		124,659
Purchase of investments		200,000
Net Cash Provided (Used) for Investing Activities		324,659
Net Increase (Decrease) in Cash and Cash Equivalents		1,175,613
Cash and Cash Equivalents at Beginning of Year		426,355
Cash and Cash Equivalents at End of Year	$	1,601,968
Reconciliation of Cash and Cash Equivalents to Balance Sheet		
Cash and cash equivalents	$	1,314,603
Restricted cash and cash equivalents		287,365
	$	1,601,968
Reconciliation of Operating Income to Net Cash Provided by Operating Activities:		
Operating Income (Loss)	$	-61,448
Adjustments to Reconcile Operating Income to Net Cash Provided by Operating Activities		
Depreciation and amortization		1,033,837
Change in Assets and Liabilities:		
Decrease (Increase) in receivables		-323,632
Decrease (Increase) in other assets		-59,260
Increase (Decrease) in accounts payable and accrued expenses		-33,587
Increase (Decrease) in third-party payor settlements		391,046
Increase (Decrease) in other prepaids, deferrals, and accruals		272,568
Total Adjustments		1,280,972
Net Cash Provided (Used) by Operating Activities	$	1,219,524

This page intentionally left blank

REQUIRED SUPPLEMENTARY INFORMATION

This page intentionally left blank

CALHOUN COUNTY, TEXAS

EXHIBIT B-1

GENERAL FUND
BUDGETARY COMPARISON SCHEDULE
FOR THE YEAR ENDED DECEMBER 31, 2007

	Budgeted Amounts			Variance with Final Budget Positive
	Original	Final	Actual	(Negative)
Revenues:				
Ad valorem taxes	$ 16,337,000	$ 16,348,000	$ 16,491,760	$ 143,760
Sales taxes	800,000	800,000	2,071,374	1,271,374
Other taxes	10,000	10,000	7,931	(2,069)
Intergovernmental	134,200	134,740	396,638	261,898
Charges for services	812,140	867,569	1,964,785	1,097,216
Permits and licenses	10,500	10,500	13,500	3,000
Fines and forfeitures	174,000	174,000	240,626	66,626
Interest	250,000	293,590	804,648	511,058
Rents and leases	7,800	7,800	242,253	234,453
Miscellaneous	12,200	32,232	170,128	137,896
Total revenues	18,547,840	18,678,431	22,403,643	3,725,212
Expenditures:				
Current:				
General administration	1,542,110	1,934,263	1,667,242	267,021
Judicial	1,169,958	1,256,977	1,166,614	90,363
Legal	573,064	573,064	539,156	33,908
Financial administration	917,576	928,684	883,889	44,795
Public facilities	856,385	1,060,669	1,048,815	11,854
Public safety	4,560,377	4,944,606	4,782,138	162,468
Roads and bridges	3,654,190	3,972,210	3,715,036	257,174
Health and welfare	3,460,312	3,529,808	3,416,747	113,061
Community development	181,178	181,178	134,687	46,491
Culture and recreation	486,538	493,218	484,231	8,987
Social services	48,930	48,930	46,774	2,156
Conservation	7,750	7,750	7,750	--
Sanitation services	167,331	167,331	146,809	20,522
Debt service:				
Interest and fiscal charges	--	56,797	56,797	--
Total expenditures	17,625,699	19,155,485	18,096,685	1,058,800
Excess (deficiency) of revenues over (under) expenditures	922,141	(477,054)	4,306,958	4,784,012
Other financing sources (uses):				
Transfers in	600,000	600,000	600,000	--
Transfers out	(1,401,589)	(1,581,604)	(1,581,604)	--
Gain on sale of capital assets	1,000	379,608	385,161	5,553
Total other financing sources (uses)	(800,589)	(601,996)	(596,443)	5,553
Net change in fund balances	121,552	(1,079,050)	3,710,515	4,789,565
Fund balances, January 1	6,646,013	6,646,013	6,646,013	--
Fund balances, December 31	$ 6,767,565	$ 5,566,963	$ 10,356,528	$ 4,789,565

Budgetary Data

The County Judge serves as the budget officer for the Commissioners' Court and submits the annual budget for approval where the legal level of control is by fund. Following is a summary of the budget procedures:

1. Prior to August 1, the County Judge submits a proposed operating budget to the Commissioners' Court for the fiscal year commencing the following January 1. The operating budget includes proposed expenditures and the means of financing them.

2. Public hearings are conducted at the County Courthouse to obtain taxpayer comments.

3. Prior to October 1, the budget is legally enacted through passage by the Commissioners' Court.

4. No budget amendments can be made without holding public hearings and appropriate action by the Commissioners' Court. The Commissioners' Court may, by order, authorize an emergency expenditure as an amendment to the original budget only in a case of grave public necessity to meet an unusual and unforeseen condition that could not have been included in the original budget through the use of reasonable diligent thought and attention. The Commissioners' Court may issue an order to amend the budget by transferring an amount budgeted for one line item to another budgeted line item without authorizing an emergency expenditure.

5. Formal budgetary integration is employed as a management control device during the year for the General Fund, Special Revenue Funds, Debt Service and Capital Projects Funds. No expenditures in excess of budgeted amounts can be made.

6. Budgets are adopted on the GAAP basis of accounting. Amounts shown in the original adopted budget column as beginning fund balance represent estimated available cash. Amounts shown in the final adopted budget column as beginning fund balance represent actual cash available less adjustments for prior year accruals. Annual appropriated budgets are adopted for the general fund, certain special revenue or debt service funds. Capital projects funds are budgeted on a project length basis rather than on a fiscal year basis. All annual appropriations lapse at fiscal year end.

SUPPLEMENTARY INFORMATION – NON-MAJOR COMBINING AND INDIVIDUAL FUND STATEMENTS AND SCHEDULES

CALHOUN COUNTY, TEXAS

COMBINING BALANCE SHEET
NONMAJOR GOVERNMENTAL FUNDS
DECEMBER 31, 2007

	Special Revenue Funds	Debt Service Funds	Capital Projects Funds	Total Nonmajor Governmental Funds (See Exhibit A-3)
ASSETS				
Cash and cash equivalents	$ 2,197,283	$ 1,585,851	$ 2,495,003	$ 6,278,137
Receivables (net of allowances for uncollectibles):				
Taxes	--	512,774	--	512,774
Accounts	248,413	--	--	248,413
Intergovernmental receivable	13,114	--	--	13,114
Due from other funds	961	--	--	961
Inventories	2,693	--	--	2,693
Restricted assets:				
Cash and cash equivalents	--	10,353	--	10,353
Total Assets	$ 2,462,464	$ 2,108,978	$ 2,495,003	$ 7,066,445
LIABILITIES AND FUND BALANCES				
Liabilities:				
Accounts payable	$ 20,969	$ --	$ 33,300	$ 54,269
Accrued and other liabilities	240	--	379,003	379,243
Due to other funds	28,505	1	62,964	91,470
Due to others	6,451	--	--	6,451
Deferred revenue	240,114	1,827,246	--	2,067,360
Total Liabilities	296,279	1,827,247	475,267	2,598,793
Fund balances:				
Reserved for:				
Debt service	--	281,731	--	281,731
Unreserved, reported in:				
Special revenue funds	2,166,185	--	--	2,166,185
Capital projects funds	--	--	2,019,736	2,019,736
Total fund balances	2,166,185	281,731	2,019,736	4,467,652
Total Liabilities & Fund Balances	$ 2,462,464	$ 2,108,978	$ 2,495,003	$ 7,066,445

CALHOUN COUNTY, TEXAS

COMBINING STATEMENT OF REVENUES, EXPENDITURES,
AND CHANGES IN FUND BALANCES
NONMAJOR GOVERNMENTAL FUNDS
FOR THE YEAR ENDED DECEMBER 31, 2007

	Special Revenue Funds	Debt Service Funds	Capital Projects Funds	Total Nonmajor Governmental Funds (See Exhibit A-5)
Revenues:				
Ad valorem taxes	$ --	$ 1,657,321	$ --	$ 1,657,321
Other taxes	19,721	--	--	19,721
Intergovernmental	122,909	--	--	122,909
Charges for services	175,594	--	--	175,594
Permits and licenses	424,689	--	--	424,689
Fines and forfeitures	340,023	--	--	340,023
Interest	100,407	50,682	40,066	191,155
Gifts and contributions	11,875	--	--	11,875
Rents and leases	26,555	--	--	26,555
Miscellaneous	40,459	--	2,573	43,032
Total revenues	1,262,232	1,708,003	42,639	3,012,874
Expenditures:				
Current:				
General administration	42,084	--	17,790	59,874
Judicial	6,984	--	56,850	63,834
Legal	50,240	--	--	50,240
Public facilities	29,367	--	287,619	316,986
Public safety	17,184	--	27,565	44,749
Roads and bridges	310,681	--	--	310,681
Culture and recreation	58,237	--	--	58,237
Nondepartmental	71,656	--	348,123	419,779
Debt service:				
Principal	--	1,125,000	--	1,125,000
Interest and fiscal charges	--	723,810	--	723,810
Total expenditures	586,433	1,848,810	737,947	3,173,190
Excess (deficiency) of revenues over (under) expenditures	675,799	(140,807)	(695,308)	(160,316)
Other financing sources (uses):				
Transfers in	44,739	--	1,554,655	1,599,394
Transfers out	(617,790)	--	--	(617,790)
Total other financing sources (uses)	(573,051)	--	1,554,655	981,604
Net change in fund balances	102,748	(140,807)	859,347	821,288
Fund balances, January 1	2,063,437	422,538	1,160,389	3,646,364
Fund balances, December 31	$ 2,166,185	$ 281,731	$ 2,019,736	$ 4,467,652

CALHOUN COUNTY, TEXAS

COMBINING BALANCE SHEET
NONMAJOR SPECIAL REVENUE FUNDS
DECEMBER 31, 2007

	Special Airport Fund	Appellate Judicial System	C.A.W.S. Animal Control	Chamber Tourism Center
ASSETS				
Cash and cash equivalents	$ 16,451	$ 1,270	$ 154	$ 247
Receivables (net of allowances for uncollectibles):				
Accounts	300	--	--	--
Intergovernmental receivable	--	--	--	--
Due from other funds	--	--	--	--
Inventories	--	--	--	--
Total Assets	$ 16,751	$ 1,270	$ 154	$ 247
LIABILITIES AND FUND BALANCES				
Liabilities:				
Accounts payable	$ 3,219	$ 1,125	$ --	$ --
Accrued and other liabilities	--	--	--	--
Due to other funds	--	--	--	--
Due to others	--	--	--	--
Deferred revenue	--	--	--	--
Total Liabilities	3,219	1,125	--	--
Fund balances:				
Unreserved	13,532	145	154	247
Total fund balances	13,532	145	154	247
Total Liabilities & Fund Balances	$ 16,751	$ 1,270	$ 154	$ 247

County Education HAVA	County Child Welfare Board	Court House Security Fund	District Attorney Forfeiture	D.A. Gun Violence Prosecution Program
$ --	$ 761	$ 136,808	$ 32,445	$ 16,767
--	--	1,441	--	--
--	--	--	1,144	--
--	--	962	--	--
--	--	--	--	--
$ --	$ 761	$ 139,211	$ 33,589	$ 16,767
$ --	$ --	$ --	$ 3,757	$ --
--	--	--	--	--
--	--	--	--	--
--	--	--	--	--
--	--	1,441	--	--
--	--	1,441	3,757	--
--	761	137,770	29,832	16,767
--	761	137,770	29,832	16,767
$ --	$ 761	$ 139,211	$ 33,589	$ 16,767

CALHOUN COUNTY, TEXAS

COMBINING BALANCE SHEET
NONMAJOR SPECIAL REVENUE FUNDS
DECEMBER 31, 2007

	DA Hot Check	Donations	Family Protection	Graffiti Eradication
ASSETS				
Cash and cash equivalents	$ 32,211	$ 158,880	$ 1,664	$ 7,928
Receivables (net of allowances for uncollectibles):				
Accounts	--	--	--	--
Intergovernmental receivable	--	--	--	--
Due from other funds	--	--	--	--
Inventories	--	--	--	--
Total Assets	$ 32,211	$ 158,880	$ 1,664	$ 7,928
LIABILITIES AND FUND BALANCES				
Liabilities:				
Accounts payable	$ 746	$ 360	$ --	$ --
Accrued and other liabilities	--	207	--	--
Due to other funds	188	--	--	--
Due to others	--	--	--	--
Deferred revenue	--	--	--	--
Total Liabilities	934	567	--	--
Fund balances:				
Unreserved	31,277	158,313	1,664	7,928
Total fund balances	31,277	158,313	1,664	7,928
Total Liabilities & Fund Balances	$ 32,211	$ 158,880	$ 1,664	$ 7,928

Grants	Highway 87 FM 1090	Justice Court Technology	Justice Court Building Security	Lateral Road Fund Precinct #1
$ 76,178	$ 272,057	$ 21,603	$ 4,357	$ 5,050
--	--	--	--	--
11,970	--	--	--	--
--	--	--	--	--
--	--	--	--	--
$ 88,148	$ 272,057	$ 21,603	$ 4,357	$ 5,050
$ 1,891	$ --	$ --	$ --	$ --
--	--	--	--	--
20,317	--	1	--	--
--	--	--	--	--
--	--	--	--	--
22,208	--	1	--	--
65,940	272,057	21,602	4,357	5,050
65,940	272,057	21,602	4,357	5,050
$ 88,148	$ 272,057	$ 21,603	$ 4,357	$ 5,050

CALHOUN COUNTY, TEXAS

COMBINING BALANCE SHEET
NONMAJOR SPECIAL REVENUE FUNDS
DECEMBER 31, 2007

	Lateral Road Fund Precinct #2	Lateral Road Fund Precinct #3	Lateral Road Fund Precinct #4	Pretrial Services
ASSETS				
Cash and cash equivalents	$ 5,050	$ 5,050	$ 5,050	$ 43,751
Receivables (net of allowances for uncollectibles):				
Accounts	--	--	--	2,173
Intergovernmental receivable	--	--	--	--
Due from other funds	--	--	--	--
Inventories	--	--	--	--
Total Assets	$ 5,050	$ 5,050	$ 5,050	$ 45,924
LIABILITIES AND FUND BALANCES				
Liabilities:				
Accounts payable	$ --	$ --	$ --	$ --
Accrued and other liabilities	--	--	--	--
Due to other funds	--	--	--	--
Due to others	--	--	--	--
Deferred revenue	--	--	--	2,173
Total Liabilities	--	--	--	2,173
Fund balances:				
Unreserved	5,050	5,050	5,050	43,751
Total fund balances	5,050	5,050	5,050	43,751
Total Liabilities & Fund Balances	$ 5,050	$ 5,050	$ 5,050	$ 45,924

Law Library Fund	LEOSE Education	Port O'Conner Community Center	District Clerk Records Mgmt/ Preservation	County Clerk Records Management
$ 119,491	$ 13,814	$ 24,712	$ 2,017	$ 60,533
--	--	--	--	444
--	--	--	--	--
--	--	--	--	--
--	--	--	--	--
$ 119,491	$ 13,814	$ 24,712	$ 2,017	$ 60,977
$ --	$ --	$ 489	$ --	$ 4
--	--	--	--	19
--	--	--	--	--
--	--	--	--	--
--	--	4,700	--	367
--	--	5,189	--	390
119,491	13,814	19,523	2,017	60,587
119,491	13,814	19,523	2,017	60,587
$ 119,491	$ 13,814	$ 24,712	$ 2,017	$ 60,977

CALHOUN COUNTY, TEXAS

COMBINING BALANCE SHEET
NONMAJOR SPECIAL REVENUE FUNDS
DECEMBER 31, 2007

	Records Management and Preservation	Road and Bridge Fund General	Road and Bridge Fund Precinct #3	Road Maintenance Precinct #4
ASSETS				
Cash and cash equivalents	$ 24,826	$ 928,861	$ 12,617	$ 600
Receivables (net of allowances for uncollectibles):				
Accounts	7,254	224,178	--	--
Intergovernmental receivable	--	--	--	--
Due from other funds	--	--	--	--
Inventories	--	--	--	--
Total Assets	$ 32,080	$ 1,153,039	$ 12,617	$ 600
LIABILITIES AND FUND BALANCES				
Liabilities:				
Accounts payable	$ --	$ --	$ --	$ --
Accrued and other liabilities	--	--	--	--
Due to other funds	--	--	--	--
Due to others	--	--	--	--
Deferred revenue	7,255	224,178	--	--
Total Liabilities	7,255	224,178	--	--
Fund balances:				
Unreserved	24,825	928,861	12,617	600
Total fund balances	24,825	928,861	12,617	600
Total Liabilities & Fund Balances	$ 32,080	$ 1,153,039	$ 12,617	$ 600

Sheriff Forfeited Property	Sheriff Jail Division	6 Mile Pier/Boat Ramp Insurance/ Maintenance	Team Compatability (HAVA)	Dist. Attny. Gun Violence Pros. Prg.
$ 13,917	$ 12,897	$ 68,486	$ 8,000	$ 1,667
--	--	--	--	--
--	--	--	--	--
--	--	--	--	--
2,693	--	--	--	--
$ 16,610	$ 12,897	$ 68,486	$ 8,000	$ 1,667
$ --	$ --	$ 2,718	$ --	$ --
--	--	--	--	--
--	--	--	8,000	--
6,451	--	--	--	--
--	--	--	--	--
6,451	--	2,718	8,000	--
10,159	12,897	65,768	--	1,667
10,159	12,897	65,768	--	1,667
$ 16,610	$ 12,897	$ 68,486	$ 8,000	$ 1,667

CALHOUN COUNTY, TEXAS

COMBINING BALANCE SHEET
NONMAJOR SPECIAL REVENUE FUNDS
DECEMBER 31, 2007

	Election Services Contract	Law Enforcement Block Grant Trust Fund	Library Gift Memorial	Total Nonmajor Special Revenue Funds (See Exhibit C-1)
ASSETS				
Cash and cash equivalents	$ 11,856	$ 1,937	$ 47,320	$ 2,197,283
Receivables (net of allowances for uncollectibles):				
Accounts	12,623	--	--	248,413
Intergovernmental receivable	--	--	--	13,114
Due from other funds	--	--	--	932
Inventories	--	--	--	2,693
Total Assets	$ 24,479	$ 1,937	$ 47,320	$ 2,462,465
LIABILITIES AND FUND BALANCES				
Liabilities:				
Accounts payable	$ 6,660	$ --	$ --	$ 20,969
Accrued and other liabilities	14	--	--	240
Due to other funds	--	--	--	28,506
Due to others	--	--	--	6,451
Deferred revenue	--	--	--	240,114
Total Liabilities	6,674	--	--	296,280
Fund balances:				
Unreserved	17,805	1,937	47,320	2,166,185
Total fund balances	17,805	1,937	47,320	2,166,185
Total Liabilities & Fund Balances	$ 24,479	$ 1,937	$ 47,320	$ 2,462,465

This page intentionally left blank.

CALHOUN COUNTY, TEXAS

COMBINING STATEMENT OF REVENUES, EXPENDITURES,
AND CHANGES IN FUND BALANCES
NONMAJOR SPECIAL REVENUE FUNDS
FOR THE YEAR ENDED DECEMBER 31, 2007

	Special Airport Fund	Appellate Judicial System	C.A.W.S. Animal Control	Chamber Tourism Center
Revenues:				
Other taxes	$ --	$ --	$ --	$ --
Intergovernmental	3,825	--	--	--
Charges for services	--	2,235	--	--
Permits and licenses	--	--	--	--
Fines and forfeitures	--	--	--	--
Interest	1,128	67	8	13
Gifts and contributions	--	--	--	--
Rents and leases	1,800	--	--	--
Miscellaneous	--	--	--	--
Total revenues	6,753	2,302	8	13
Expenditures:				
Current:				
General administration	--	--	--	--
Judicial	--	2,312	--	--
Legal	--	--	--	--
Public facilities	29,367	--	--	--
Public safety	--	--	--	--
Roads and bridges	--	--	--	--
Culture and recreation	--	--	--	--
Nondepartmental	--	--	--	--
Total expenditures	29,367	2,312	--	--
Excess (deficiency) of revenues over (under) expenditu	(22,614)	(10)	8	13
Other financing sources (uses):				
Transfers in	29,739	--	--	--
Transfers out	--	--	--	--
Total other financing sources (uses)	29,739	--	--	--
Net change in fund balances	7,125	(10)	8	13
Fund balances (deficit), January 1	6,407	155	146	234
Fund balances, December 31	$ 13,532	$ 145	$ 154	$ 247

County Child Welfare Board	Court House Security Fund	District Attorney Forfeiture	D.A. Gun Violence Prosecution Program	DA Hot Check
$ --	$ --	$ --	$ --	$ --
--	--	--	--	--
--	20,911	--	--	26,622
--	--	--	--	--
--	--	20,945	--	--
57	6,941	927	767	--
--	--	--	--	--
--	--	--	--	--
704	--	--	--	506
761	27,852	21,872	767	27,128
--	8,372	--	--	--
--	--	--	--	--
--	--	29,011	--	21,229
--	--	--	--	--
--	--	--	--	--
--	--	--	--	--
--	--	--	--	--
1,081	--	--	--	--
1,081	8,372	29,011	--	21,229
(320)	19,480	(7,139)	767	5,899
--	--	--	8,000	--
--	--	--	--	--
--	--	--	8,000	--
(320)	19,480	(7,139)	8,767	5,899
1,081	118,290	36,971	8,000	25,378
$ 761	$ 137,770	$ 29,832	$ 16,767	$ 31,277

CALHOUN COUNTY, TEXAS

COMBINING STATEMENT OF REVENUES, EXPENDITURES,
AND CHANGES IN FUND BALANCES
NONMAJOR SPECIAL REVENUE FUNDS
FOR THE YEAR ENDED DECEMBER 31, 2007

	Donations	Family Protection	Graffiti Eradication	Grants
Revenues:				
Other taxes	$ --	$ --	$ --	$ --
Intergovernmental	--	--	--	103,942
Charges for services	--	480	--	--
Permits and licenses	--	--	--	--
Fines and forfeitures	--	--	--	--
Interest	7,550	70	405	3,311
Gifts and contributions	11,435	--	--	--
Rents and leases	--	--	--	--
Miscellaneous	13,688	--	--	--
Total revenues	32,673	550	405	107,253
Expenditures:				
Current:				
General administration	--	--	--	--
Judicial	--	--	--	--
Legal	--	--	--	--
Public facilities	--	--	--	--
Public safety	--	--	--	--
Roads and bridges	--	--	--	--
Culture and recreation	31,182	--	--	--
Nondepartmental	--	--	--	63,375
Total expenditures	31,182	--	--	63,375
Excess (deficiency) of revenues over (under) expenditu	1,491	550	405	43,878
Other financing sources (uses):				
Transfers in	--	--	--	--
Transfers out	--	--	--	--
Total other financing sources (uses)	--	--	--	--
Net change in fund balances	1,491	550	405	43,878
Fund balances (deficit), January 1	156,822	1,114	7,523	22,062
Fund balances, December 31	$ 158,313	$ 1,664	$ 7,928	$ 65,940

Highway 87 FM 1090	Justice Court Technology	Justice Court Building Security	Lateral Road Fund Precinct #1	Lateral Road Fund Precinct #2
$ --	$ --	$ --	$ 4,930	$ 4,930
--	--	--	--	--
--	10,418	2,206	--	--
--	--	--	--	--
--	--	--	--	--
19,659	942	153	208	208
--	--	--	--	--
--	--	--	--	--
--	--	--	--	--
19,659	11,360	2,359	5,138	5,138
--	--	--	--	--
--	4,672	--	--	--
--	--	--	--	--
--	--	--	--	--
--	--	--	--	--
295,763	--	--	3,726	3,726
--	--	--	--	--
--	--	--	--	--
295,763	4,672	--	3,726	3,726
(276,104)	6,688	2,359	1,412	1,412
--	--	--	--	--
--	--	--	--	--
--	--	--	--	--
(276,104)	6,688	2,359	1,412	1,412
548,161	14,914	1,998	3,638	3,638
$ 272,057	$ 21,602	$ 4,357	$ 5,050	$ 5,050

CALHOUN COUNTY, TEXAS

COMBINING STATEMENT OF REVENUES, EXPENDITURES,
AND CHANGES IN FUND BALANCES
NONMAJOR SPECIAL REVENUE FUNDS
FOR THE YEAR ENDED DECEMBER 31, 2007

	Lateral Road Fund Precinct #3	Lateral Road Fund Precinct #4	Pretrial Services	Law Library Fund
Revenues:				
Other taxes	$ 4,930	$ 4,931	$ --	$ --
Intergovernmental	--	--	--	--
Charges for services	--	--	14,787	15,645
Permits and licenses	--	--	--	--
Fines and forfeitures	--	--	--	--
Interest	208	208	1,805	5,315
Gifts and contributions	--	--	--	--
Rents and leases	--	--	--	--
Miscellaneous	--	--	--	11,515
Total revenues	5,138	5,139	16,592	32,475
Expenditures:				
Current:				
General administration	--	--	--	--
Judicial	--	--	--	--
Legal	--	--	--	--
Public facilities	--	--	--	--
Public safety	--	--	--	--
Roads and bridges	3,726	3,740	--	--
Culture and recreation	--	--	--	--
Nondepartmental	--	--	--	--
Total expenditures	3,726	3,740	--	--
Excess (deficiency) of revenues over (under) expenditu	1,412	1,399	16,592	32,475
Other financing sources (uses):				
Transfers in	--	--	--	--
Transfers out	--	--	--	--
Total other financing sources (uses)	--	--	--	--
Net change in fund balances	1,412	1,399	16,592	32,475
Fund balances (deficit), January 1	3,638	3,651	27,159	87,016
Fund balances, December 31	$ 5,050	$ 5,050	$ 43,751	$ 119,491

LEOSE Education	Port O'Conner Community Center	District Clerk Records Mgmt/ Preservation	County Clerk Records Management	Records Management and Preservation
$ --	$ --	$ --	$ --	$ --
4,908	--	--	--	--
--	--	--	37,346	8,633
--	--	--	--	--
--	--	1,000	--	--
612	1,210	76	2,101	1,009
--	--	--	--	--
--	24,755	--	--	--
6	60	--	31	--
5,526	26,025	1,076	39,478	9,642
--	--	--	--	--
--	--	--	--	--
--	--	--	--	--
--	--	--	--	--
8,213	--	--	--	--
--	--	--	--	--
--	17,380	--	--	--
--	--	--	--	--
8,213	17,380	--	--	--
(2,687)	8,645	1,076	39,478	9,642
--	7,000	--	--	--
--	--	--	(17,790)	--
--	7,000	--	(17,790)	--
(2,687)	15,645	1,076	21,688	9,642
16,501	3,878	941	38,899	15,183
$ 13,814	$ 19,523	$ 2,017	$ 60,587	$ 24,825

CALHOUN COUNTY, TEXAS

COMBINING STATEMENT OF REVENUES, EXPENDITURES,
AND CHANGES IN FUND BALANCES
NONMAJOR SPECIAL REVENUE FUNDS
FOR THE YEAR ENDED DECEMBER 31, 2007

	Road and Bridge Fund General	Road and Bridge Fund Precinct #3	Road Maintenance Precinct #4	Sheriff Forfeited Property
Revenues:				
Other taxes	$ --	$ --	$ --	$ --
Intergovernmental	8,984	--	--	--
Charges for services	--	--	--	--
Permits and licenses	424,689	--	--	--
Fines and forfeitures	311,795	--	--	6,283
Interest	38,454	645	31	564
Gifts and contributions	--	--	--	--
Rents and leases	--	--	--	--
Miscellaneous	--	--	--	--
Total revenues	783,922	645	31	6,847
Expenditures:				
Current:				
General administration	--	--	--	--
Judicial	--	--	--	--
Legal	--	--	--	--
Public facilities	--	--	--	--
Public safety	--	--	--	8,971
Roads and bridges	--	--	--	--
Culture and recreation	--	--	--	--
Nondepartmental	--	--	--	--
Total expenditures	--	--	--	8,971
Excess (deficiency) of revenues over (under) expenditu	783,922	645	31	(2,124)
Other financing sources (uses):				
Transfers in	--	--	--	--
Transfers out	(600,000)	--	--	--
Total other financing sources (uses)	(600,000)	--	--	--
Net change in fund balances	183,922	645	31	(2,124)
Fund balances (deficit), January 1	744,939	11,972	569	12,283
Fund balances, December 31	$ 928,861	$ 12,617	$ 600	$ 10,159

Sheriff Jail Division	6 Mile Pier/Boat Ramp Insurance/ Maintenance	Team Compatability (HAVA)	Dist. Attny. Gun Violence Pros. Prg.	Election Services Contract
$ --	$ --	$ --	$ --	$ --
--	--	1,250	--	--
--	--	--	--	36,311
--	--	--	--	--
--	--	--	--	--
--	2,696	--	--	327
--	--	--	--	--
--	--	--	--	--
13,949	--	--	--	--
13,949	2,696	1,250	--	36,638
--	--	--	--	33,712
--	--	--	--	--
--	--	--	--	--
--	--	--	--	--
--	--	--	--	--
--	--	--	--	--
--	2,718	--	--	--
7,200	--	--	--	--
7,200	2,718	--	--	33,712
6,749	(22)	1,250	--	2,926
--	--	--	--	--
--	--	--	--	--
--	--	--	--	--
6,749	(22)	1,250	--	2,926
6,148	65,790	(1,250)	1,667	14,879
$ 12,897	$ 65,768	$ --	$ 1,667	$ 17,805

CALHOUN COUNTY, TEXAS

COMBINING STATEMENT OF REVENUES, EXPENDITURES,
AND CHANGES IN FUND BALANCES
NONMAJOR SPECIAL REVENUE FUNDS
FOR THE YEAR ENDED DECEMBER 31, 2007

	Law Enforcement Block Grant Trust Fund	Library Gift Memorial	Total Nonmajor Special Revenue Funds (See Exhibit C-2)
Revenues:			
Other taxes	$ --	$ --	$ 19,721
Intergovernmental	--	--	122,909
Charges for services	--	--	175,594
Permits and licenses	--	--	424,689
Fines and forfeitures	--	--	340,023
Interest	--	2,732	100,407
Gifts and contributions	--	440	11,875
Rents and leases	--	--	26,555
Miscellaneous	--	--	40,459
Total revenues	--	3,172	1,262,232
Expenditures:			
Current:			
General administration	--	--	42,084
Judicial	--	--	6,984
Legal	--	--	50,240
Public facilities	--	--	29,367
Public safety	--	--	17,184
Roads and bridges	--	--	310,681
Culture and recreation	--	6,957	58,237
Nondepartmental	--	--	71,656
Total expenditures	--	6,957	586,433
Excess (deficiency) of revenues over (under) expenditur	--	(3,785)	675,799
Other financing sources (uses):			
Transfers in	--	--	44,739
Transfers out	--	--	(617,790)
Total other financing sources (uses)	--	--	(573,051)
Net change in fund balances	--	(3,785)	102,748
Fund balances (deficit), January 1	1,937	51,105	2,063,437
Fund balances, December 31	$ 1,937	$ 47,320	$ 2,166,185

CALHOUN COUNTY, TEXAS

EXHIBIT C-5

AIRPORT FUND
SPECIAL REVENUE FUND
BUDGETARY COMPARISON SCHEDULE
FOR THE YEAR ENDED DECEMBER 31, 2007

	Budget	Actual	Variance Positive (Negative)
Revenues:			
Intergovernmental	$ --	$ 3,825	$ 3,825
Interest	--	1,128	1,128
Rents and leases	--	1,800	1,800
Total revenues	--	6,753	6,753
Expenditures:			
Current:			
Public facilities	29,739	29,367	372
Total expenditures	29,739	29,367	372
Excess (deficiency) of revenues over (under) expenditures	(29,739)	(22,614)	7,125
Other financing sources (uses):			
Transfers in	29,739	29,739	--
Total other financing sources (uses)	29,739	29,739	--
Net change in fund balances	--	7,125	7,125
Fund balances, January 1	6,407	6,407	--
Fund balances, December 31	$ 6,407	$ 13,532	$ 7,125

CALHOUN COUNTY, TEXAS

EXHIBIT C-6

APPELLATE JUDICIAL SYSTEM
SPECIAL REVENUE FUND
BUDGETARY COMPARISON SCHEDULE
FOR THE YEAR ENDED DECEMBER 31, 2007

	Budget	Actual	Variance Positive (Negative)
Revenues:			
Charges for services	$ 2,245	$ 2,235	$ (10)
Interest	67	67	--
Total revenues	2,312	2,302	(10)
Expenditures:			
Current:			
Judicial	2,312	2,312	--
Total expenditures	2,312	2,312	--
Net change in fund balances	--	(10)	(10)
Fund balances, January 1	155	155	--
Fund balances, December 31	$ 155	$ 145	$ (10)

CALHOUN COUNTY, TEXAS

EXHIBIT C-7

COUNTY EDUCATION FUND - HAVA
SPECIAL REVENUE FUND
BUDGETARY COMPARISON SCHEDULE
FOR THE YEAR ENDED DECEMBER 31, 2007

	Budget	Actual	Variance Positive (Negative)
Revenues:			
Intergovernmental	$ 5,442	$ --	$ (5,442)
Total revenues	5,442	--	(5,442)
Expenditures:			
Current:			
Nondepartmental	5,442	--	5,442
Total expenditures	5,442	--	5,442
Net change in fund balances	--	--	--
Fund balances, January 1	--	--	--
Fund balances, December 31	$ --	$ --	$ --

CALHOUN COUNTY, TEXAS

EXHIBIT C-8

COUNTY CHILD WELFARE BOARD FUND
SPECIAL REVENUE FUND
BUDGETARY COMPARISON SCHEDULE
FOR THE YEAR ENDED DECEMBER 31, 2007

	Budget	Actual	Variance Positive (Negative)
Revenues:			
Interest	$ --	$ 57	$ 57
Miscellaneous	1	704	703
Total revenues	1	761	760
Expenditures:			
Current:			
Nondepartmental	1,082	1,081	1
Total expenditures	1,082	1,081	1
Net change in fund balances	(1,081)	(320)	761
Fund balances, January 1	1,081	1,081	--
Fund balances, December 31	$ --	$ 761	$ 761

CALHOUN COUNTY, TEXAS

EXHIBIT C-9

COURT HOUSE SECURITY FUND
SPECIAL REVENUE FUND
BUDGETARY COMPARISON SCHEDULE
FOR THE YEAR ENDED DECEMBER 31, 2007

	Budget	Actual	Variance Positive (Negative)
Revenues:			
Charges for services	$ --	$ 20,911	$ 20,911
Interest	--	6,941	6,941
Total revenues	--	27,852	27,852
Expenditures:			
Current:			
General administration	153,000	8,372	144,628
Total expenditures	153,000	8,372	144,628
Net change in fund balances	(153,000)	19,480	172,480
Fund balances, January 1	118,290	118,290	--
Fund balances, December 31	$ (34,710)	$ 137,770	$ 172,480

CALHOUN COUNTY, TEXAS

EXHIBIT C-10

DISTRICT ATTORNEY FORFEITURE FUND
SPECIAL REVENUE FUND
BUDGETARY COMPARISON SCHEDULE
FOR THE YEAR ENDED DECEMBER 31, 2007

	Budget	Actual	Variance Positive (Negative)
Revenues:			
Fines and forfeitures	$ --	$ 20,945	$ 20,945
Interest	--	927	927
Total revenues	--	21,872	21,872
Expenditures:			
Current:			
Legal	25,680	29,011	(3,331)
Total expenditures	25,680	29,011	(3,331)
Net change in fund balances	(25,680)	(7,139)	18,541
Fund balances, January 1	36,971	36,971	--
Fund balances, December 31	$ 11,291	$ 29,832	$ 18,541

CALHOUN COUNTY, TEXAS

EXHIBIT C-11

D.A. GUN VIOLENCE PROSECUTION PROGRAM FUND
SPECIAL REVENUE FUND
BUDGETARY COMPARISON SCHEDULE
FOR THE YEAR ENDED DECEMBER 31, 2007

	Budget	Actual	Variance Positive (Negative)
Revenues:			
Interest	$ --	$ 767	$ 767
Total revenues	--	767	767
Other financing sources (uses):			
Transfers in	8,000	8,000	--
Total other financing sources (uses)	8,000	8,000	--
Net change in fund balances	8,000	8,767	767
Fund balances, January 1	8,000	8,000	--
Fund balances, December 31	$ 16,000	$ 16,767	$ 767

CALHOUN COUNTY, TEXAS

EXHIBIT C-12

HIGHWAY 87 FM 1090 FUND
SPECIAL REVENUE FUND
BUDGETARY COMPARISON SCHEDULE
FOR THE YEAR ENDED DECEMBER 31, 2007

	Budget	Actual	Variance Positive (Negative)
Revenues:			
Interest	$ --	$ 19,659	$ 19,659
Total revenues	--	19,659	19,659
Expenditures:			
Current:			
Roads and bridges	500,000	295,763	204,237
Total expenditures	500,000	295,763	204,237
Net change in fund balances	(500,000)	(276,104)	223,896
Fund balances, January 1	548,161	548,161	--
Fund balances, December 31	$ 48,161	$ 272,057	$ 223,896

CALHOUN COUNTY, TEXAS

EXHIBIT C-13

JUSTICE COURT TECHNOLOGY
SPECIAL REVENUE FUND
BUDGETARY COMPARISON SCHEDULE
FOR THE YEAR ENDED DECEMBER 31, 2007

	Budget	Actual	Variance Positive (Negative)
Revenues:			
Charges for services	$ 9,588	$ 10,418	$ 830
Interest	943	942	(1)
Total revenues	10,531	11,360	829
Expenditures:			
Current:			
Judicial	24,877	4,672	20,205
Total expenditures	24,877	4,672	20,205
Net change in fund balances	(14,346)	6,688	21,034
Fund balances, January 1	14,914	14,914	--
Fund balances, December 31	$ 568	$ 21,602	$ 21,034

CALHOUN COUNTY, TEXAS

EXHIBIT C-14

LATERAL ROAD FUND PRECINCT #1
SPECIAL REVENUE FUND
BUDGETARY COMPARISON SCHEDULE
FOR THE YEAR ENDED DECEMBER 31, 2007

	Budget	Actual	Variance Positive (Negative)
Revenues:			
Other taxes	$ 3,800	$ 4,930	$ 1,130
Interest	10	208	198
Total revenues	3,810	5,138	1,328
Expenditures:			
Current:			
Roads and bridges	3,800	3,726	74
Total expenditures	3,800	3,726	74
Net change in fund balances	10	1,412	1,402
Fund balances, January 1	3,638	3,638	--
Fund balances, December 31	$ 3,648	$ 5,050	$ 1,402

CALHOUN COUNTY, TEXAS

EXHIBIT C-15

LATERAL ROAD FUND PRECINCT #2
SPECIAL REVENUE FUND
BUDGETARY COMPARISON SCHEDULE
FOR THE YEAR ENDED DECEMBER 31, 2007

	Budget	Actual	Variance Positive (Negative)
Revenues:			
Other taxes	$ 3,800	$ 4,930	$ 1,130
Interest	10	208	198
Total revenues	3,810	5,138	1,328
Expenditures:			
Current:			
Roads and bridges	3,800	3,726	74
Total expenditures	3,800	3,726	74
Net change in fund balances	10	1,412	1,402
Fund balances, January 1	3,638	3,638	--
Fund balances, December 31	$ 3,648	$ 5,050	$ 1,402

CALHOUN COUNTY, TEXAS

EXHIBIT C-16

LATERAL ROAD FUND PRECINCT #3
SPECIAL REVENUE FUND
BUDGETARY COMPARISON SCHEDULE
FOR THE YEAR ENDED DECEMBER 31, 2007

	Budget	Actual	Variance Positive (Negative)
Revenues:			
Other taxes	$ 3,800	$ 4,930	$ 1,130
Interest	10	208	198
Total revenues	3,810	5,138	1,328
Expenditures:			
Current:			
Roads and bridges	3,800	3,726	74
Total expenditures	3,800	3,726	74
Net change in fund balances	10	1,412	1,402
Fund balances, January 1	3,638	3,638	--
Fund balances, December 31	$ 3,648	$ 5,050	$ 1,402

CALHOUN COUNTY, TEXAS

EXHIBIT C-17

LATERAL ROAD FUND PRECINCT #4
SPECIAL REVENUE FUND
BUDGETARY COMPARISON SCHEDULE
FOR THE YEAR ENDED DECEMBER 31, 2007

	Budget	Actual	Variance Positive (Negative)
Revenues:			
Other taxes	$ 3,800	$ 4,931	$ 1,131
Interest	10	208	198
Total revenues	3,810	5,139	1,329
Expenditures:			
Current:			
Roads and bridges	3,800	3,740	60
Total expenditures	3,800	3,740	60
Net change in fund balances	10	1,399	1,389
Fund balances, January 1	3,651	3,651	--
Fund balances, December 31	$ 3,661	$ 5,050	$ 1,389

CALHOUN COUNTY, TEXAS

EXHIBIT C-18

LAW LIBRARY FUND
SPECIAL REVENUE FUND
BUDGETARY COMPARISON SCHEDULE
FOR THE YEAR ENDED DECEMBER 31, 2007

	Budget	Actual	Variance Positive (Negative)
Revenues:			
Charges for services	$ 1,500	$ 15,645	$ 14,145
Interest	500	5,315	4,815
Miscellaneous	--	11,515	11,515
Total revenues	2,000	32,475	30,475
Expenditures:			
Current:			
Legal	26,400	--	26,400
Total expenditures	26,400	--	26,400
Net change in fund balances	(24,400)	32,475	56,875
Fund balances, January 1	87,016	87,016	--
Fund balances, December 31	$ 62,616	$ 119,491	$ 56,875

CALHOUN COUNTY, TEXAS

EXHIBIT C-19

PORT O'CONNOR COMMUNITY CENTER
SPECIAL REVENUE FUND
BUDGETARY COMPARISON SCHEDULE
FOR THE YEAR ENDED DECEMBER 31, 2007

	Budget	Actual	Variance Positive (Negative)
Revenues:			
Interest	$ --	$ 1,210	$ 1,210
Rents and leases	9,078	24,755	15,677
Miscellaneous	--	60	60
Total revenues	9,078	26,025	16,947
Expenditures:			
Current:			
Culture and recreation	19,167	17,380	1,787
Total expenditures	19,167	17,380	1,787
Excess (deficiency) of revenues over (under) expenditures	(10,089)	8,645	18,734
Other financing sources (uses):			
Transfers in	7,000	7,000	--
Total other financing sources (uses)	7,000	7,000	--
Net change in fund balances	(3,089)	15,645	18,734
Fund balances, January 1	3,878	3,878	--
Fund balances, December 31	$ 789	$ 19,523	$ 18,734

CALHOUN COUNTY, TEXAS

EXHIBIT C-20

COUNTY CLERK RECORDS MANAGEMENT FUND
SPECIAL REVENUE FUND
BUDGETARY COMPARISON SCHEDULE
FOR THE YEAR ENDED DECEMBER 31, 2007

	Budget	Actual	Variance Positive (Negative)
Revenues:			
Charges for services	$ 15,000	$ 37,346	$ 22,346
Interest	100	2,101	2,001
Miscellaneous	--	31	31
Total revenues	15,100	39,478	24,378
Expenditures:			
Current:			
General administration	7,599	--	7,599
Total expenditures	7,599	--	7,599
Excess (deficiency) of revenues over (under) expenditures	7,501	39,478	31,977
Other financing sources (uses):			
Transfers out	(17,790)	(17,790)	--
Total other financing sources (uses)	(17,790)	(17,790)	--
Net change in fund balances	(10,289)	21,688	31,977
Fund balances, January 1	38,899	38,899	--
Fund balances, December 31	$ 28,610	$ 60,587	$ 31,977

CALHOUN COUNTY, TEXAS

EXHIBIT C-21

RECORDS MANAGEMENT AND PRESERVATION FUND
SPECIAL REVENUE FUND
BUDGETARY COMPARISON SCHEDULE
FOR THE YEAR ENDED DECEMBER 31, 2007

	Budget	Actual	Variance Positive (Negative)
Revenues:			
Charges for services	$ 1,500	$ 8,633	$ 7,133
Interest	10	1,009	999
Total revenues	1,510	9,642	8,132
Expenditures:			
Current:			
General administration	6,500	--	6,500
Total expenditures	6,500	--	6,500
Net change in fund balances	(4,990)	9,642	14,632
Fund balances, January 1	15,183	15,183	--
Fund balances, December 31	$ 10,193	$ 24,825	$ 14,632

CALHOUN COUNTY, TEXAS

EXHIBIT C-22

ROAD AND BRIDGE FUND GENERAL
SPECIAL REVENUE FUND
BUDGETARY COMPARISON SCHEDULE
FOR THE YEAR ENDED DECEMBER 31, 2007

	Budget	Actual	Variance Positive (Negative)
Revenues:			
Intergovernmental	$ 1,000	$ 8,984	$ 7,984
Permits and licenses	350,000	424,689	74,689
Fines and forfeitures	145,000	311,795	166,795
Interest	7,500	38,454	30,954
Total revenues	503,500	783,922	280,422
Expenditures:			
Current:			
Roads and bridges	1	--	1
Total expenditures	1	--	1
Excess (deficiency) of revenues over (under) expenditures	503,499	783,922	280,423
Other financing sources (uses):			
Transfers out	(600,000)	(600,000)	--
Total other financing sources (uses)	(600,000)	(600,000)	--
Net change in fund balances	(96,501)	183,922	280,423
Fund balances, January 1	744,939	744,939	--
Fund balances, December 31	$ 648,438	$ 928,861	$ 280,423

CALHOUN COUNTY, TEXAS

EXHIBIT C-23

ROAD AND BRIDGE FUND PRECINCT #3
SPECIAL REVENUE FUND
BUDGETARY COMPARISON SCHEDULE
FOR THE YEAR ENDED DECEMBER 31, 2007

	Budget	Actual	Variance Positive (Negative)
Revenues:			
Interest	$ --	$ 645	$ 645
Total revenues	--	645	645
Expenditures:			
Current:			
Roads and bridges	11,972	--	11,972
Total expenditures	11,972	--	11,972
Net change in fund balances	(11,972)	645	12,617
Fund balances, January 1	11,972	11,972	--
Fund balances, December 31	$ --	$ 12,617	$ 12,617

CALHOUN COUNTY, TEXAS

EXHIBIT C-24

ROAD MAINTENANCE FUND PRECINCT #4
SPECIAL REVENUE FUND
BUDGETARY COMPARISON SCHEDULE
FOR THE YEAR ENDED DECEMBER 31, 2007

	Budget	Actual	Variance Positive (Negative)
Revenues:			
Interest	$ --	$ 31	$ 31
Total revenues	--	31	31
Expenditures:			
Current:			
Roads and bridges	569	--	569
Total expenditures	569	--	569
Net change in fund balances	(569)	31	600
Fund balances, January 1	569	569	--
Fund balances, December 31	$ --	$ 600	$ 600

CALHOUN COUNTY, TEXAS

EXHIBIT C-25

SHERIFF FORFEITED PROPERTY FUND
SPECIAL REVENUE FUND
BUDGETARY COMPARISON SCHEDULE
FOR THE YEAR ENDED DECEMBER 31, 2007

	Budget	Actual	Variance Positive (Negative)
Revenues:			
Fines and forfeitures	$ 7,883	$ 6,283	$ (1,600)
Interest	--	564	564
Total revenues	7,883	6,847	(1,036)
Expenditures:			
Current:			
Public safety	20,143	8,971	11,172
Total expenditures	20,143	8,971	11,172
Net change in fund balances	(12,260)	(2,124)	10,136
Fund balances, January 1	12,283	12,283	--
Fund balances, December 31	$ 23	$ 10,159	$ 10,136

CALHOUN COUNTY, TEXAS

EXHIBIT C-26

6 MILE PIER/BOAT RAMP INSUR/MAINT (ALCOA) FUND
SPECIAL REVENUE FUND
BUDGETARY COMPARISON SCHEDULE
FOR THE YEAR ENDED DECEMBER 31, 2007

	Budget	Actual	Variance Positive (Negative)
Revenues:			
Interest	$ 1	$ 2,696	$ 2,695
Total revenues	1	2,696	2,695
Expenditures:			
Current:			
Culture and recreation	65,791	2,718	63,073
Total expenditures	65,791	2,718	63,073
Net change in fund balances	(65,790)	(22)	65,768
Fund balances, January 1	65,790	65,790	--
Fund balances, December 31	$ --	$ 65,768	$ 65,768

CALHOUN COUNTY, TEXAS

EXHIBIT C-27

TEAM COMPATABILITY (HAVA) FUND
SPECIAL REVENUE FUND
BUDGETARY COMPARISON SCHEDULE
FOR THE YEAR ENDED DECEMBER 31, 2007

	Budget	Actual	Variance Positive (Negative)
Revenues:			
Intergovernmental	$ 6,750	$ 1,250	$ (5,500)
Total revenues	6,750	1,250	(5,500)
Expenditures:			
Current:			
Nondepartmental	6,750	--	6,750
Total expenditures	6,750	--	6,750
Net change in fund balances	--	1,250	1,250
Fund balances, January 1	(1,250)	(1,250)	--
Fund balances, December 31	$ (1,250)	$ --	$ 1,250

CALHOUN COUNTY, TEXAS

COMBINING BALANCE SHEET
NONMAJOR DEBT SERVICE FUNDS
DECEMBER 31, 2007

	Memorial Medical Plaza	2003-A GO Jail Bonds
ASSETS		
Cash and cash equivalents	$ 269,924	$ 583,455
Receivables (net of allowances for uncollectibles):		
Taxes	82,891	192,257
Restricted assets:		
Cash and cash equivalents	1,536	5,086
Total Assets	$ 354,351	$ 780,798
LIABILITIES AND FUND BALANCES		
Liabilities:		
Due to other funds	$ --	$ --
Deferred revenue	293,588	686,627
Total Liabilities	293,588	686,627
Fund balances:		
Reserved	60,763	94,171
Total fund balances	60,763	94,171
Total Liabilities & Fund Balances	$ 354,351	$ 780,798

2003-B GO Refinancing Bonds	2004 Courthouse Renovation	Total Nonmajor Debt Service Funds (See Exhibit C-1)
$ 447,910	$ 284,562	$ 1,585,851
139,499	98,127	512,774
2,601	1,130	10,353
$ 590,010	$ 383,819	$ 2,108,978
$ --	$ 1	$ 1
496,158	350,873	1,827,246
496,158	350,874	1,827,247
93,852	32,945	281,731
93,852	32,945	281,731
$ 590,010	$ 383,819	$ 2,108,978

CALHOUN COUNTY, TEXAS

COMBINING STATEMENT OF REVENUES, EXPENDITURES,
AND CHANGES IN FUND BALANCES
NONMAJOR DEBT SERVICE FUNDS
FOR THE YEAR ENDED DECEMBER 31, 2007

	Memorial Medical Plaza	2003-A GO Jail Bonds
Revenues:		
Ad valorem taxes	$ 218,935	$ 569,495
Interest	10,479	18,997
Total revenues	229,414	588,492
Expenditures:		
Debt service:		
Principal	215,000	365,000
Interest and fiscal charges	79,355	326,362
Total expenditures	294,355	691,362
Net change in fund balances	(64,941)	(102,870)
Fund balances, January 1	125,704	197,041
Fund balances, December 31	$ 60,763	$ 94,171

2003-B GO Refinancing Bonds	2004 Courthouse Renovation	Total Nonmajor Debt Service Funds (See Exhibit C-2)
$ 473,505	$ 395,386	$ 1,657,321
15,799	5,407	50,682
489,304	400,793	1,708,003
395,000	150,000	1,125,000
73,973	244,120	723,810
468,973	394,120	1,848,810
20,331	6,673	(140,807)
73,521	26,272	422,538
$ 93,852	$ 32,945	$ 281,731

CALHOUN COUNTY, TEXAS

EXHIBIT C-30

MEMORIAL MEDICAL PLAZA
DEBT SERVICE FUND
BUDGETARY COMPARISON SCHEDULE
FOR THE YEAR ENDED DECEMBER 31, 2007

	Budget	Actual	Variance Positive (Negative)
Revenues:			
Ad valorem taxes	$ 220,255	$ 218,935	$ (1,320)
Interest	1,750	10,479	8,729
Total revenues	222,005	229,414	7,409
Expenditures:			
Debt service:			
Principal	215,000	215,000	--
Interest and fiscal charges	80,255	79,355	900
Total expenditures	295,255	294,355	900
Net change in fund balances	(73,250)	(64,941)	8,309
Fund balances, January 1	125,704	125,704	--
Fund balances, December 31	$ 52,454	$ 60,763	$ 8,309

CALHOUN COUNTY, TEXAS

EXHIBIT C-31

2003-A GO JAIL BONDS
DEBT SERVICE FUND
BUDGETARY COMPARISON SCHEDULE
FOR THE YEAR ENDED DECEMBER 31, 2007

	Budget	Actual	Variance Positive (Negative)
Revenues:			
Ad valorem taxes	$ 567,539	$ 569,495	$ 1,956
Interest	3,000	18,997	15,997
Total revenues	570,539	588,492	17,953
Expenditures:			
Debt service:			
Principal	365,000	365,000	--
Interest and fiscal charges	327,539	326,362	1,177
Total expenditures	692,539	691,362	1,177
Net change in fund balances	(122,000)	(102,870)	19,130
Fund balances, January 1	197,041	197,041	--
Fund balances, December 31	$ 75,041	$ 94,171	$ 19,130

CALHOUN COUNTY, TEXAS

EXHIBIT C-32

2003-B GO REFINANCING BONDS
DEBT SERVICE FUND
BUDGETARY COMPARISON SCHEDULE
FOR THE YEAR ENDED DECEMBER 31, 2007

	Budget	Actual	Variance Positive (Negative)
Revenues:			
Ad valorem taxes	$ 470,150	$ 473,505	$ 3,355
Interest	2,250	15,799	13,549
Total revenues	472,400	489,304	16,904
Expenditures:			
Debt service:			
Principal	395,000	395,000	--
Interest and fiscal charges	75,150	73,973	1,177
Total expenditures	470,150	468,973	1,177
Net change in fund balances	2,250	20,331	18,081
Fund balances, January 1	73,521	73,521	--
Fund balances, December 31	$ 75,771	$ 93,852	$ 18,081

CALHOUN COUNTY, TEXAS

EXHIBIT C-33

2004 COURTHOUSE RENOVATION FUND
DEBT SERVICE FUND
BUDGETARY COMPARISON SCHEDULE
FOR THE YEAR ENDED DECEMBER 31, 2007

	Budget	Actual	Variance Positive (Negative)
Revenues:			
Ad valorem taxes	$ 395,320	$ 395,386	$ 66
Interest	750	5,407	4,657
Total revenues	396,070	400,793	4,723
Expenditures:			
Debt service:			
Principal	150,000	150,000	--
Interest and fiscal charges	245,320	244,120	1,200
Total expenditures	395,320	394,120	1,200
Net change in fund balances	750	6,673	5,923
Fund balances, January 1	26,272	26,272	--
Fund balances, December 31	$ 27,022	$ 32,945	$ 5,923

CALHOUN COUNTY, TEXAS

COMBINING BALANCE SHEET
NONMAJOR CAPITAL PROJECTS FUNDS
DECEMBER 31, 2007

	Courthouse Renovation	EMS Building	New Jail Building	Parking Lot
ASSETS				
Cash and cash equivalents	$ 224,969	$ 19,196	$ 460,076	$ 80,544
Total Assets	$ 224,969	$ 19,196	$ 460,076	$ 80,544
LIABILITIES AND FUND BALANCES				
Liabilities:				
Accounts payable	$ --	$ --	$ --	$ --
Accrued and other liabilities	15,000	--	364,003	--
Due to other funds	964	--	--	--
Total Liabilities	15,964	--	364,003	--
Fund balances:				
Unreserved	209,005	19,196	96,073	80,544
Total fund balances	209,005	19,196	96,073	80,544
Total Liabilities & Fund Balances	$ 224,969	$ 19,196	$ 460,076	$ 80,544

Road & Bridge #2 Storm Repairs	Road and Bridge Infrastructure	Swan Point Park	Airport Improvements II	Emergency Communication System
$ 17,796	$ 32,732	$ 74,720	$ 149,135	$ 146,281
$ 17,796	$ 32,732	$ 74,720	$ 149,135	$ 146,281
$ --	$ --	$ --	$ 33,300	$ --
--	--	--	--	--
--	--	62,000	--	--
--	--	62,000	33,300	--
17,796	32,732	12,720	115,835	146,281
17,796	32,732	12,720	115,835	146,281
$ 17,796	$ 32,732	$ 74,720	$ 149,135	$ 146,281

CALHOUN COUNTY, TEXAS

COMBINING BALANCE SHEET
NONMAJOR CAPITAL PROJECTS FUNDS
DECEMBER 31, 2007

	Mold Remediation	Haterius Park Boat Ramp	Port Alto Public Beach
ASSETS			
Cash and cash equivalents	$ 859	$ 33,148	$ 30,385
Total Assets	$ 859	$ 33,148	$ 30,385
LIABILITIES AND FUND BALANCES			
Liabilities:			
Accounts payable	$ --	$ --	$ --
Accrued and other liabilities	--	--	--
Due to other funds	--	--	--
Total Liabilities	--	--	--
Fund balances:			
Unreserved	859	33,148	30,385
Total fund balances	859	33,148	30,385
Total Liabilities & Fund Balances	$ 859	$ 33,148	$ 30,385

County Clerk's Records	District Clerk's Records	Capital Improvement Projects	Total Nonmajor Capital Projects Funds (See Exhibit C-1)
$ 22,907	$ 17,659	$ 1,184,596	$ 2,495,003
$ 22,907	$ 17,659	$ 1,184,596	$ 2,495,003
$ --	$ --	$ --	$ 33,300
--	--	--	379,003
--	--	--	62,964
--	--	--	475,267
22,907	17,659	1,184,596	2,019,736
22,907	17,659	1,184,596	2,019,736
$ 22,907	$ 17,659	$ 1,184,596	$ 2,495,003

CALHOUN COUNTY, TEXAS

COMBINING STATEMENT OF REVENUES, EXPENDITURES,
AND CHANGES IN FUND BALANCES
NONMAJOR CAPITAL PROJECTS FUNDS
FOR THE YEAR ENDED DECEMBER 31, 2007

	Courthouse Renovation	EMS Building	New Jail Building	Parking Lot
Revenues:				
Interest	$ 19,075	$ --	$ 20,991	$ --
Miscellaneous	--	--	2,573	--
Total revenues	19,075	--	23,564	--
Expenditures:				
Current:				
General administration	--	--	--	--
Judicial	--	--	--	--
Public facilities	254,319	--	--	--
Public safety	--	--	27,565	--
Nondepartmental	--	--	--	--
Total expenditures	254,319	--	27,565	--
Excess (deficiency) of revenues over (under) expenditures	(235,244)	--	(4,001)	--
Other financing sources (uses):				
Transfers in	--	--	--	--
Total other financing sources (uses)	--	--	--	--
Net change in fund balances	(235,244)	--	(4,001)	--
Fund balances (deficits), January 1	444,249	19,196	100,074	80,544
Fund balances, December 31	$ 209,005	$ 19,196	$ 96,073	$ 80,544

Road & Bridge #2 Storm Repairs	Road and Bridge Infrastructure	Swan Point Park	Airport Improvements II	Emergency Communication System
$ --	$ --	$ --	$ --	$ --
--	--	--	--	--
--	--	--	--	--
--	--	--	--	--
--	--	--	33,300	--
--	--	--	--	--
--	--	--	--	232,719
--	--	--	33,300	232,719
--	--	--	(33,300)	(232,719)
--	--	--	180,015	--
--	--	--	180,015	--
--	--	--	146,715	(232,719)
17,796	32,732	12,720	(30,880)	379,000
$ 17,796	$ 32,732	$ 12,720	$ 115,835	$ 146,281

CALHOUN COUNTY, TEXAS

COMBINING STATEMENT OF REVENUES, EXPENDITURES,
AND CHANGES IN FUND BALANCES
NONMAJOR CAPITAL PROJECTS FUNDS
FOR THE YEAR ENDED DECEMBER 31, 2007

	Mold Remediation	Haterius Park Boat Ramp	Port Alto Public Beach
Revenues:			
Interest	$ --	$ --	$ --
Miscellaneous	--	--	--
Total revenues	--	--	--
Expenditures:			
Current:			
General administration	--	--	--
Judicial	--	--	--
Public facilities	--	--	--
Public safety	--	--	--
Nondepartmental	--	--	--
Total expenditures	--	--	--
Excess (deficiency) of revenues over (under) expenditures	--	--	--
Other financing sources (uses):			
Transfers in	--	--	--
Total other financing sources (uses)	--	--	--
Net change in fund balances	--	--	--
Fund balances (deficits), January 1	859	33,148	30,385
Fund balances, December 31	$ 859	$ 33,148	$ 30,385

County Clerk's Records	District Clerk's Records	Capital Improvement Projects	Total Nonmajor Capital Projects Funds (See Exhibit C-2)
$ --	$ --	$ --	$ 40,066
--	--	--	2,573
--	--	--	42,639
17,790	--	--	17,790
--	56,850	--	56,850
--	--	--	287,619
--	--	--	27,565
--	--	115,404	348,123
17,790	56,850	115,404	737,947
(17,790)	(56,850)	(115,404)	(695,308)
17,790	56,850	1,300,000	1,554,655
17,790	56,850	1,300,000	1,554,655
--	--	1,184,596	859,347
22,907	17,659	--	1,160,389
$ 22,907	$ 17,659	$ 1,184,596	$ 2,019,736

CALHOUN COUNTY, TEXAS

COMBINING STATEMENT OF FIDUCIARY ASSETS AND LIABILITIES
AGENCY FUNDS
DECEMBER 31, 2007

	County Clerk Funds	District Clerk Funds	Justice of the Peace Funds	District Attorney Funds
ASSETS				
Cash and cash equivalents	$ 170,449	$ 223,323	$ 18,192	$ 17,103
Intergovernmental receivable	--	--	--	--
Due from other funds	--	--	--	--
Due from others	--	--	--	--
Total Assets	$ 170,449	$ 223,323	$ 18,192	$ 17,103
LIABILITIES				
Due to other funds	$ 3,937	$ 1,922	$ 15,559	$ --
Due to other governments	36	405	2,633	--
Due to others	166,476	220,996	--	17,103
Total Liabilities	$ 170,449	$ 223,323	$ 18,192	$ 17,103

Tax Collector Funds	Sheriff Funds	County Auditor Funds	County Treasurer Funds	Total Agency Funds (See Exhibit A-10)
$ 556,467	$ 167,421	$ 168,451	$ 6,604,912	$ 7,926,318
57,431	--	--	--	57,431
--	--	--	139,478	139,478
24,417	127	--	201	24,745
$ 638,315	$ 167,548	$ 168,451	$ 6,744,591	$ 8,147,972
$ 117,087	$ 974	$ --	$ --	$ 139,478
517,520	--	--	222,343	742,935
3,708	166,574	168,451	6,522,250	7,265,559
$ 638,315	$ 167,548	$ 168,451	$ 6,744,591	$ 8,147,972

This page intentionally left blank.